

ILLUSTRATIONS
OF THE
ZOOLOGY
OF THE
ROYAL INDIAN MARINE SURVEY SHIP
INVESTIGATOR,

UNDER THE COMMAND OF
COMMANDER T. H. HEMING, R.N.

CRUSTACEA.—Part IX, Plates XLIX—LV.
MOLLUSCA.—Part III, Plates IX—XIII.

UNDER THE DIRECTION OF
A. ALCOCK, M.B., LL.D., F.R.S., SUPERINTENDENT OF THE INDIAN MUSEUM,
FORMERLY SURGEON-NATURALIST TO THE INDIAN MARINE SURVEY,

AND OF
A. F. MCARDLE, B.A., M.B., SURGEON-NATURALIST TO THE
INDIAN MARINE SURVEY.



LIBRARY
Division of Crustacea

Published under the Authority of Captain W. S. Goodridge, R.N., C.I.C.,
Director of the Royal Indian Marine.

CALCUTTA:
OFFICE OF THE SUPERINTENDENT OF GOVERNMENT PRINTING, INDIA.
1901.

EXPLANATION OF PLATE.

CRUSTACEA.

PLATE XLIX.

Fig. 1.—*Aristeus (Hemipeneus) crassipes*, Wood-Mason, ♀.
See Alcock, Descriptive Catalogue of the Indian Deep Sea Crustacea
Decapoda Macrura and Anomala, p. 33.

Fig. 2.—*Aristeus (Hemipeneus) crassipes*, Wood-Mason, ♂.
Op. cit., p. 33.

Fig. 3.—*Aristeus semidentatus*, Spence Bate ♂ *Op. cit.*, p. 31.

Fig. 4.—*Aristeus (Hemipeneus) carpenteri*, Wood-Mason, ♀
Op. cit., p. 32.

Fig. 5.—*Peneus (Parapeneus) rectans*, Spence Bate, ♂.
Op. cit., p. 17.

Fig. 6.—*Solenocera (Parasolenocera) annectens*, Wood-Mason,
Op. cit., p. 21.



1. *Aristeus* (*Hemipeneus*) *crassipes*, ♀. 2. *Aristeus* (*Hemipeneus*) *crassipes*, ♂. 3. *Aristeus* *semidentatus*, ♂.

4. *Aristeus* (*Hemipeneus*) *carpenteri*, ♀. 5. *Parapeneus* *rectacutus*, ♂. 6. *Parasolenocera* *annectens*.

EXPLANATION OF PLATE.

CRUSTACEA.

PLATE L.

Figs. 1, 1a.-b.—*Sergestes bisulcatus*, Wood-Mason, ♀. See Alcock, Descriptive Catalogue of the Indian Deep Sea Crustacea Decapoda Macrura and Anomala, p. 49.

Figs. 2, 2a.-b.—*Peneus (Metapeneus) coniger*, Wood-Mason, ♂. *Op. cit.*, p. 16.

Fig. 3.—*Eryonicus indicus*, A. & And. *Op. cit.*, p. 176.

Figs. 4, 4a.—*Calocaris alcocki*, McArdle. *Op. cit.*, p. 190.

Fig. 5.—*Engystenopus palmipes*, A. & And. *Op. cit.*, p. 144.



1. *Sergestes bisulcatus*, ♀ 2. *Metapeneus coniger*, ♂ 3. *Eryonicus indicus*. 4. *Calocaris alcocki* 5. *Engystenopus palmipes*.

EXPLANATION OF PLATE

CRUSTACEA.

PLATE LI.

Fig. 1.—*Heterocarpus tricarinatus*, A. & And. ♀. See Alcock, Descriptive Catalogue of the Indian Deep Sea Crustacea Decapoda Macrura and Anomala, p. 107.

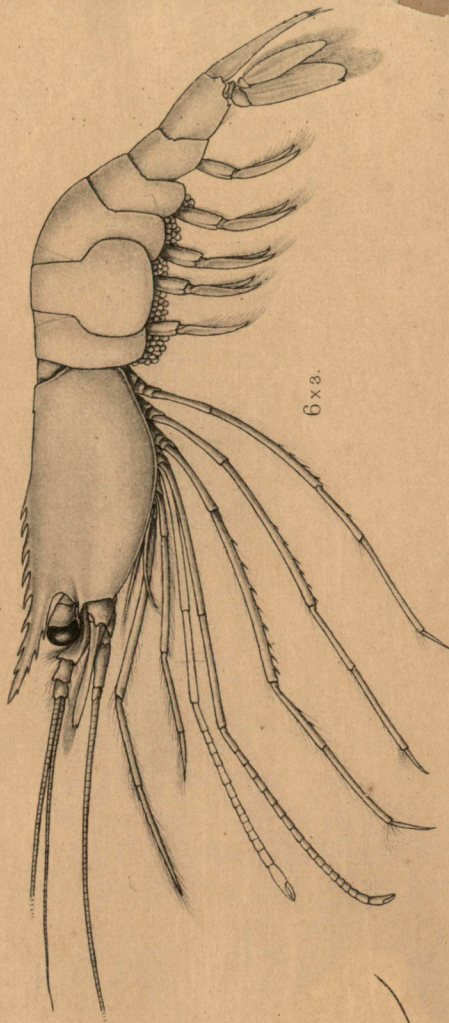
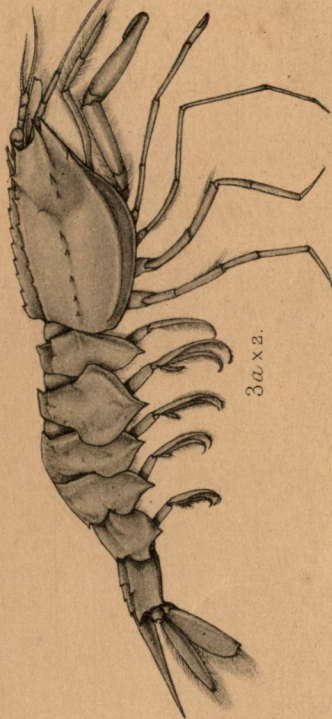
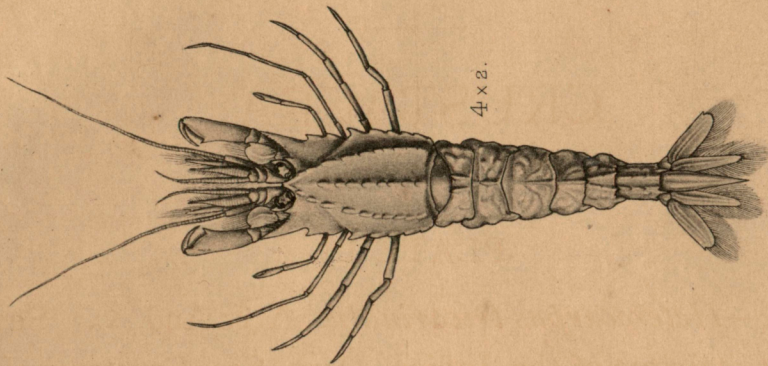
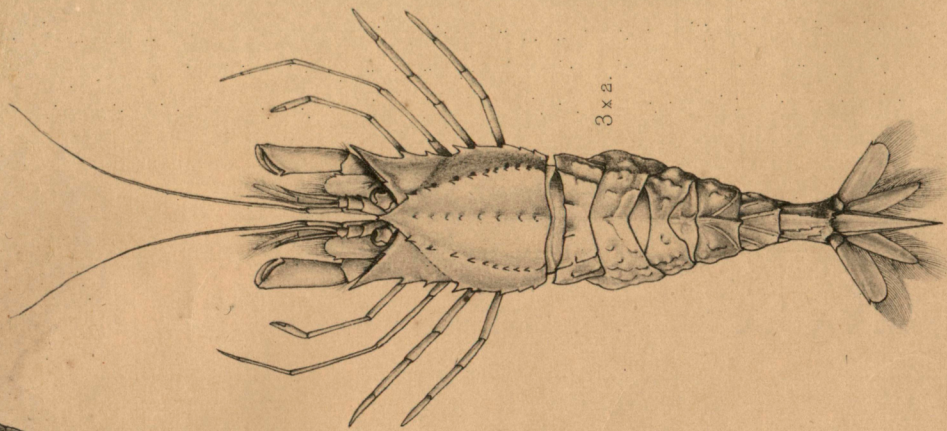
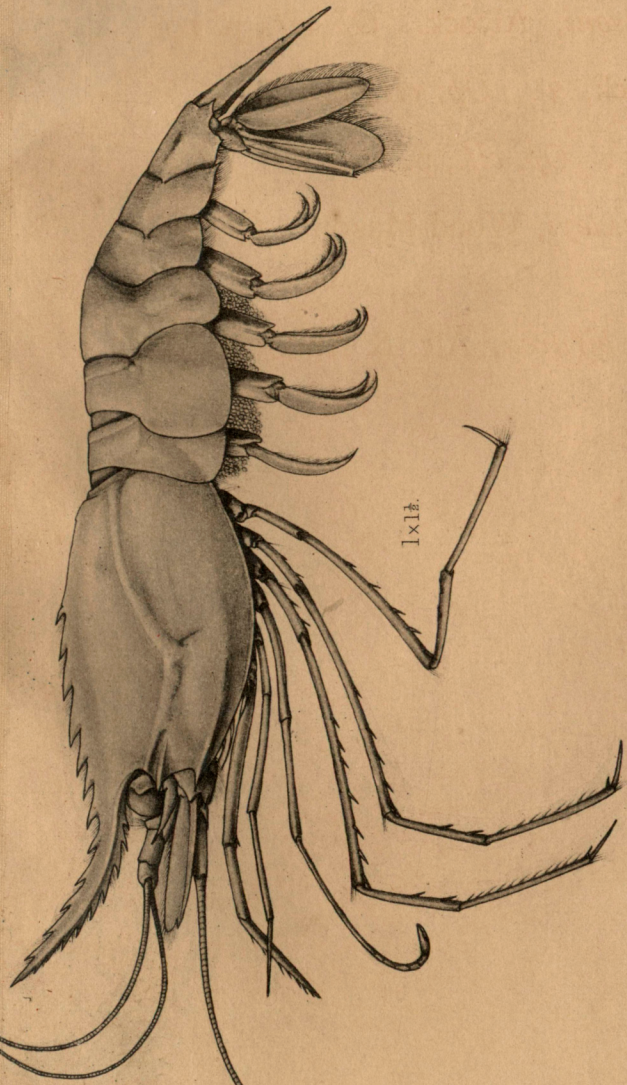
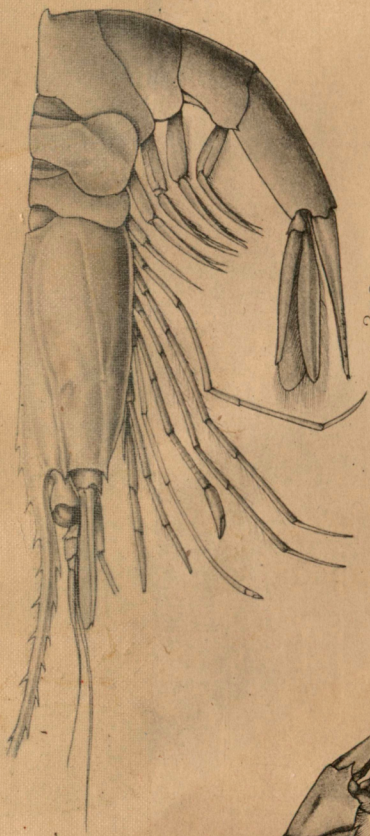
Fig. 2.—*Heterocarpus wood-masoni*, Alcock. *Op. cit.*, p. 108.

Fig. 3, 3a.—*Aegeon affine*, Alcock, ♀. *Op. cit.*, p. 118.

Fig. 4.—*Aegeon affine*, Alcock, ♂. *Op. cit.*, p. 118.

Figs. 5, 5a.-b.—*Psalidopus huxleyi*, Wood-Mason. *Op. cit.*, p. 112.

Fig. 6.—*Pandalus (Plesionika) bifurca*, Alc. & And. *Op. cit.*, p. 98.



1. *Heterocarpus tricarinatus*, A & A. ♀. 2. *Heterocarpus Wood-masoni*. 3. *Aegeon* affine, ♀.
4. *Aegeon* affine, ♂. 5. *Psalidopus huxleyi*, ♀. 6. *Pandalus (Plesionika) bifurca*.

EXPLANATION OF PLATE.

CRUSTACEA.

PLATE LII.

Fig. 1.—*Parapasiphæa latirostris*, Wood-Mason. See Alcock, Descriptive Catalogue of Indian Deep Sea Crustacea Decapoda Lacrura and Anomala, p. 65.

Fig. 2.—*Pandalus (Plesionika) alcocki*, Anderson, ♂. *Op. cit.*, p. 97.

Fig. 3.—*Ephyrina hoskynii*, Wood-Mason. *Op. cit.*, p. 84.

Fig. 4.—*Pandalus (Plesionika) alcocki*, Anderson, ♀. *Op. cit.*, p. 97.

Fig. 5.—*Psathyrocaris fragilis*, Wood-Mason. *Op. cit.*, p. 69.

Figs. 6, 6a.-b.—*Phye alcocki*, Wood-Mason. *Op. cit.*, p. 61.

Fig. 7.—*Sympasiphæa annectens*, Alcock. *Op. cit.*, p. 63.



1. *Parapasiphaea latirostis* ♀. 2. *Pandalus (Plesionika) alcocki*, ♂. 3. *Ephyrina hoskynii*, W-M. 4. *Pandalus (Plesionika) alcocki* ♀. 5. *Psathyrocaris fragilis*, W-M. 6. *Phye alcocki*, W-M. 7. *Sympasiphaea annectens*.




EXPLANATION OF PLATE.

CRUSTACEA.

PLATE LIII.

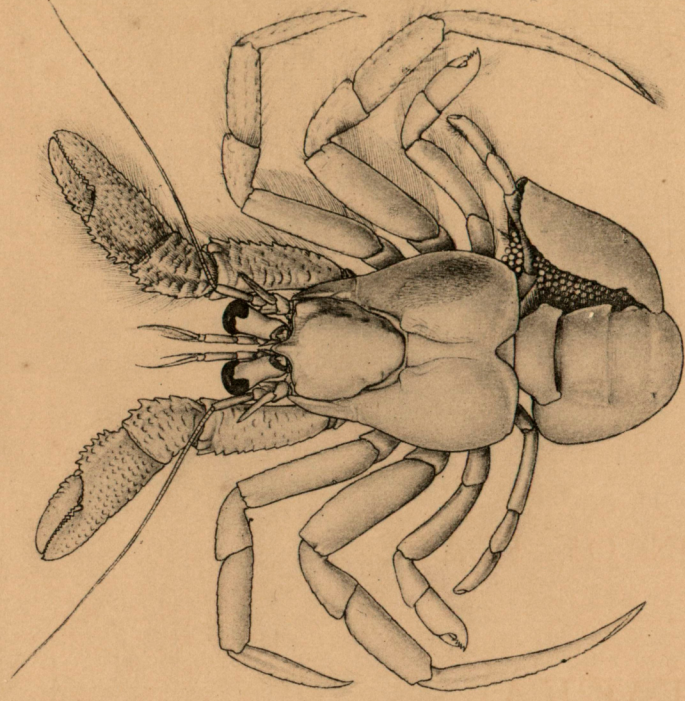
Figs. 1, 1a.—*Chlænopagurus andersoni*, Alcock, ♂. Alcock, Descriptive Catalogue of Indian Deep Sea Crustacea Decapoda Macrura and Anomala, p. 229

Fig. 2.—*Chlænopagurus andersoni*, Alcock ♀. *Op. cit.*, p. 229.

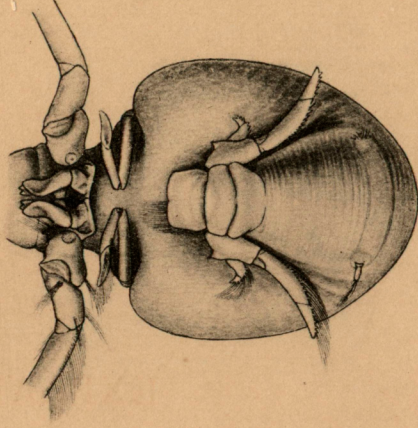


1x1½.

1. *Chlanopagurus andersoni*. ♂.



2x1½.



1x1½.

2. *Chlanopagurus andersoni*. ♀.

EXPLANATION OF PLATE.

CRUSTACEA.

PLATE LIV.

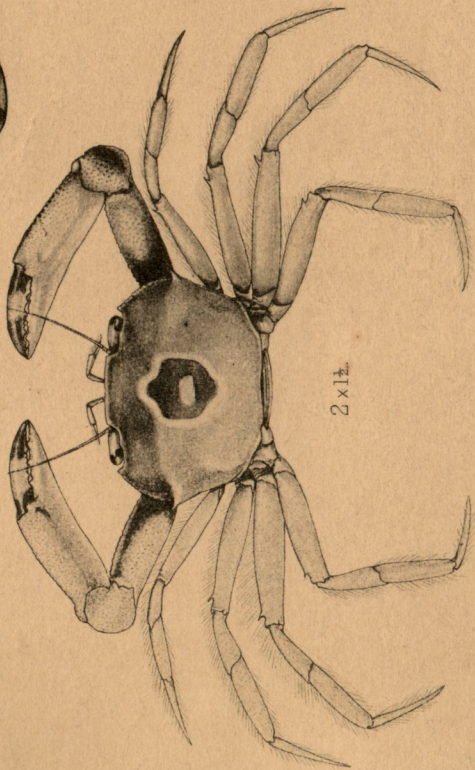
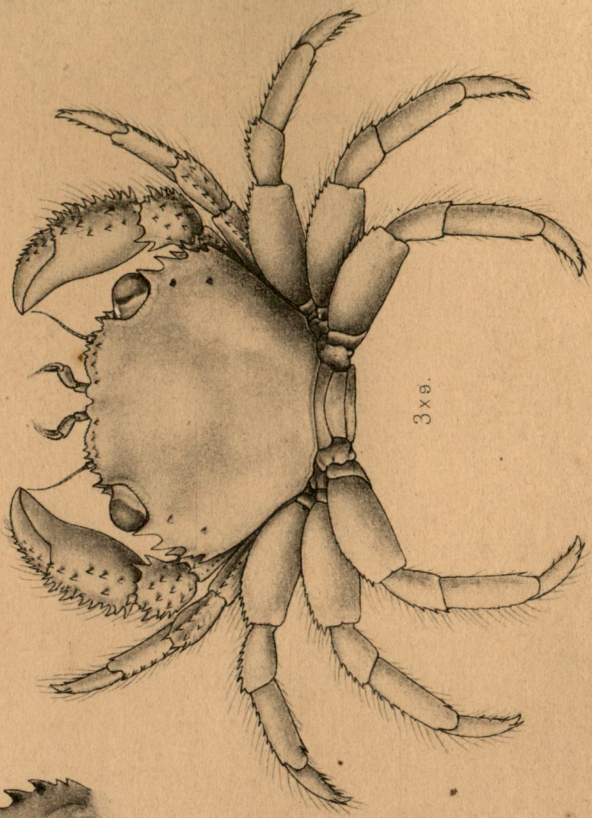
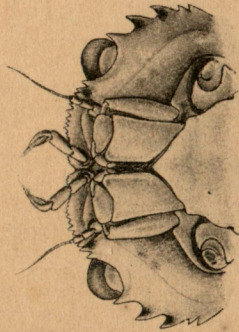
Figs. 1, 1a.—*Chlænopagurus andersoni*, Alcock, Descriptive Catalogue of Indian Deep Sea Crustacea Decapoda Macrura and Anomala, p. 229.

Fig. 2.—*Psopheticus insignis*, Alcock, Materials for a Carcinological Fauna of India, No. 6. The Brachyura Catometopa or Psophoidea. Journal of the Asiatic Society of Bengal, Vol. LXIX, 2, 1900, p. 311.

Figs. 3, 3a.—*Domecia glabra*, Alcock, Journal of the Asiatic Society of Bengal, Vol. LXVIII, part 2, 1899, p. 117.



3 a x 9.



1. *Chlaenopagurus andersoni*. 2. *Psophteticus insignis*. 3. *Domecia glabra*.

EXPLANATION OF PLATE.

CRUSTACEA.

PLATE LV.

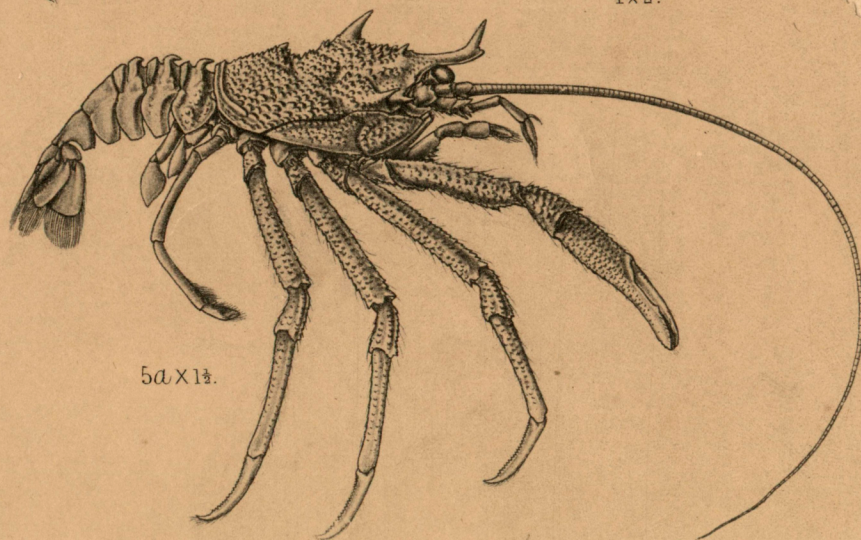


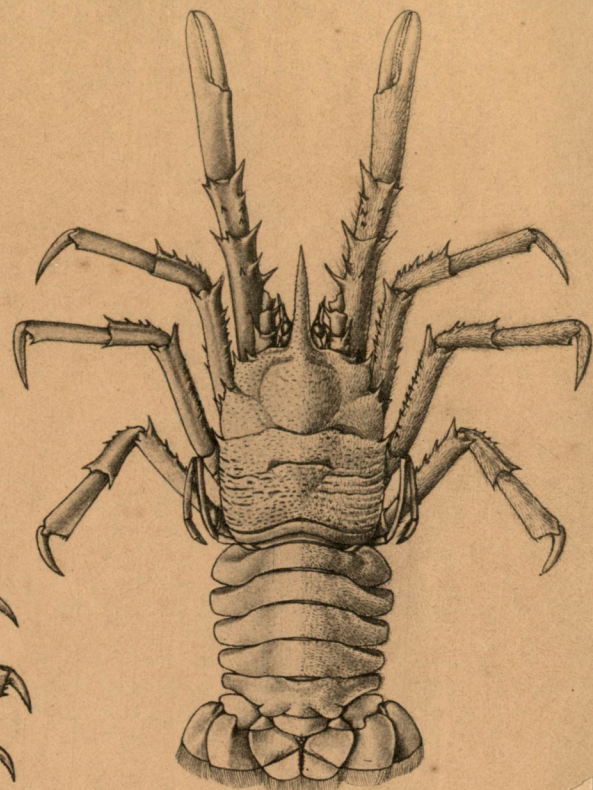
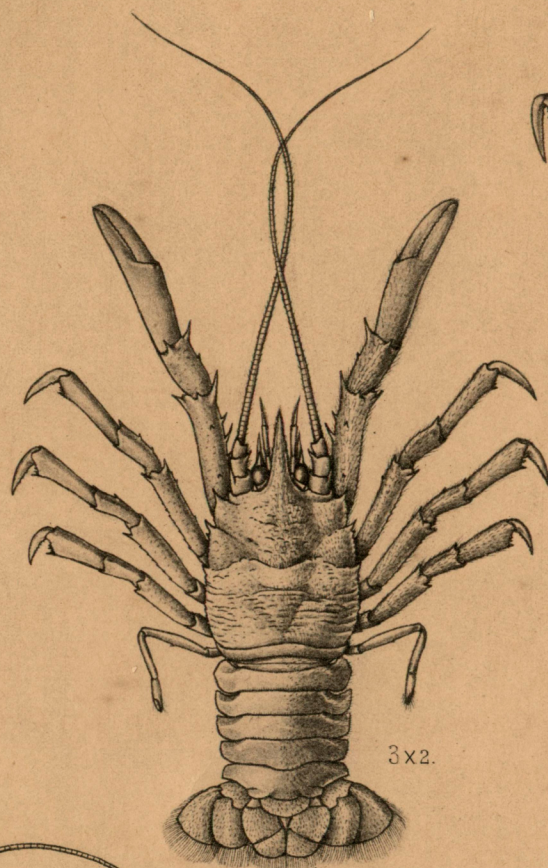
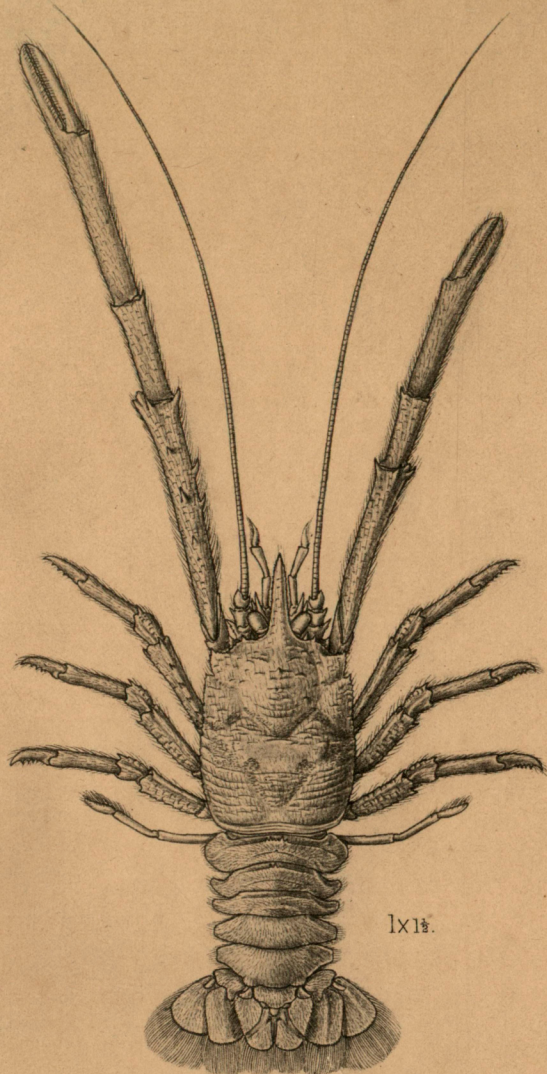
Fig. 1.—*Munidopsis wardeni*, Anderson. See Alcock, Descriptive Catalogue of Indian Deep Sea Crustacea Decapoda Macrura and Anomala, p. 257.

Fig. 2.—*Bathyankekrustes spinosus*, Alc. & And. *Op. cit.*, 273.
(=*Munidopsis Bathyankekrustes tenax*.)

Fig. 3.—*Bathyankekrustes levis*, Alc. & And. *Op. cit.*, p. 274.

Fig. 4.—*Munidopsis hemingi*, Alc. & And. *Op. cit.*, p. 251.

Figs. 5, 5a.—*Galacantha areolata*, Wood-Mason. *Op. cit.*, p. 275. (= *Galacantha rostrata*, A. Milne Edwards.)



Munidopsis wardeni. 2. Bathyankeiristes spinosus. 3. Bathyankeiristes levis. 4. Munidopsis hemingi. 5. Galacantha areolata.