

14 April 1981

Mexico, Sonora, Puerto Peñasco  
(Golfo de California).

A sentimental journey home to Puerto P.-  
Joe Franz & Phil Pepe's course, with Kay  
Wells & Paul Delaney along as TA's. Weather  
beautiful; warm days, cool eves. Lots of  
fine looking women. Lots of fine tasting  
grass (+ more; thanks Paul!).

Collections made on station Beach  
Reef. Isopods taken from Sargassum  
(Idoteids) and the sponges Lucetta  
(sphaeromids, in chambers) & Geodia mesotriana  
(sphaeromids, on surface).

23-25 July 1982

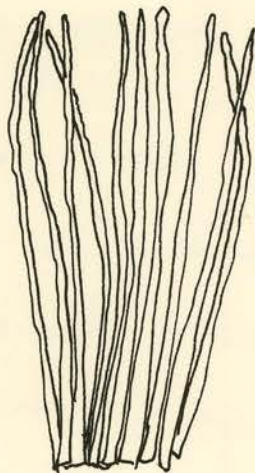
Hawai'i, Big Island (Hawai'i), Kona  
Coast.

---

Three days at Kealahou Bay diving with A.M. Fauna included: great numbers of Heterocentrotus mammillatus (slate pencil urchins), Tripneustes gratilla, & Echinometra (either E. mathaei or E. oblonga; burrowing urchins); a few Diadema paucispinum ("wana"); misc. sea cucumbers; many many fish, esp. angelfish & morishidols. No visible algae in subtidal. Nearly every fish seen was observed "picking" or "grazing" off the rocks & coral, & this is no doubt the reason no macroscopic algae exists here. Similarly, no small crustaceans were seen; no isopods or amphipods at all. Whether or not one considers these multitudes of fishes (both individuals & numbers of kinds) to be "predators," one can hardly deny the fact that "more fish" are picking at the substrate here than would ever be seen in temperate waters (i.e. > predation in lower latitudes!). There is a short, brown,

gelatinous, finger-like, clumped alga  
on the inter tidal rocks, but no isopods  
or amphipods appear to be present in it.

actual size of  
clumped, gelatinous,  
brown alga common to the  
intertidal of the Kona coast. Blades  
are very durable & difficult to tear  
free from rock or break in half by  
hand.





26 July 1982

Hawai'i, Big Island (Hawaii), "Kona coast", Hapuna Beach in District of South Kohala.

---

This is a nice little stretch of sandy beach situated between two rocky lava headlands. There is a small rocky "peninsula" in the middle of the beach that separates it into 2 fairly distinct swimming beaches. Although a gelatinous finger-like alga grows on the rocky promontories at either end of the beach, no isopods or amphipods were found living in it. A few Colobocentrotus atratus were present in the surge channels.

27 July 1982

Hawaii, Big Island (Hawaii), "Kona Coast",  
Kapaa Beach Park, just so. of Hawi  
(at NORTH end of island).

---

Excellent diving. Subtidal fauna includes  
Heterocentrotus mammillatus, Tripneustes gratilla,  
a slate blue Linckia (large, 6" arm span). In  
shallow water (~10'): Echinometra (either  
E. mathaei or E. oblonga) & Diadema  
paucispinum ("wana"). In spray & splash  
zone Grospus tenuicrustatus & Colobocentrotus  
atratus, and ~30' above water line peri-  
winkles (Littorina sp.).

As at other sites, the subtidal (which  
here extends quickly to ~40' depth) is barren  
of macroscopic algae. Seaweeds occur only  
in tidepools, where 3 forms predominate:

① the finger-like succulent species described  
from the 2 previous Hawaii sites; ② a  
Sargassum-like brown, the blades bearing

crisp crinkled edges; ③ a Padina-like  
form, very small. Again, no isopods  
or amphipods found in any of the algal.

28 July 1982

Hawaii, Big Island (Hawaii), "Kona coast", Puuhonau O Honoumouo Nat'l. Historic Park (so. Kona District). Diving at a site ~ 20 minutes down trail, south of parking lot at Picnic Area. Known locally as "the ramp", due to presence of accessible rocky pt. down the cliffs to the water line.

---

Some fauna & flora as at previous site (Kapaa Beach Park). No pods recovered. AM & I scoured the benthos for good habitats & found none. Reminiscent of Porouma (Pacific).



15 oct. 1982

Mexico, Baja California Norte (west coast),

Ensenada area.

Trip made with A.M. Mackey, F. Schram  
& J. Schram to Pt. Borda to collect at Cretaceous  
rudistid fossil beds. Fred noted 3 layers (strata)  
of rudistids, with sedimentation between each.

Largest individual found ~ 18 cm. diameter at  
hinge end. Specimens retained at San Diego  
Natural History Museum.



1-3 March 1983

Mexico, Sonora, Guaymas area.

---

Collections of gastropods made with Roy Houston (Loyola-Marymount Univ.) at Estero Soldado, Bahía San Francisco ["San Carlos"] and Bahía Bacochibampo (in front of marine school).

A single oniscoidean isopod was retrieved from the Bacochibampo site, from approx. the mid-intertidal region, during low tide on March 1<sup>st</sup>. (Deposited AHH)

16 Feb. 1984

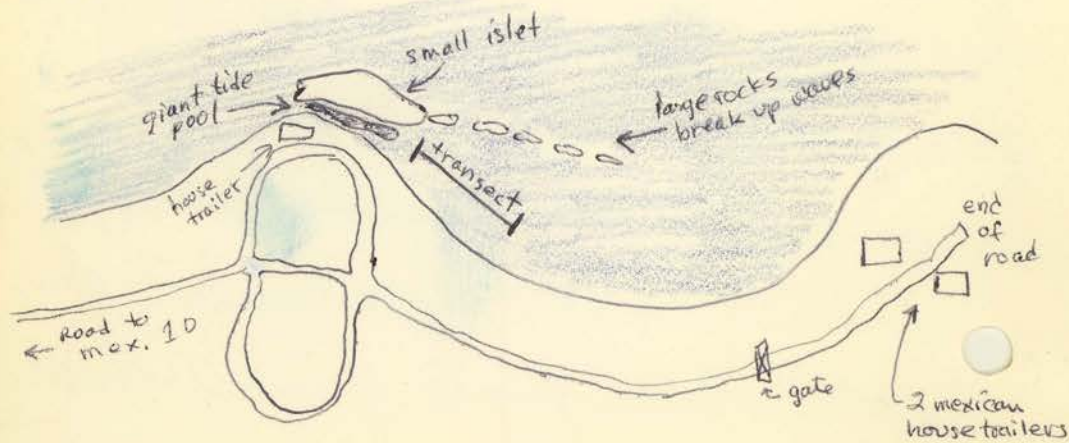
Mexico, Baja California Norte, coast  
between Tijuana & Ensenada, Jatay  
turnoff to Pt. Salispuedes.

---

Several days coming with Dio 501  
Class (U.S.C.). Come to sample snails but  
found too few species. Made 2<sup>nd</sup> choice  
of project & decided to sample Strongy-  
locentrotus purpuratus w/commensal  
Colidotea rostrata. Selected area of  
mid-intertidal corresponding to upper  
limit of surfgrass. Ran 35 m transect  
line. Selected 1 m<sup>2</sup> quadrats along transect  
line. by use of random # table. Sampled  
quadrats until ran out of plastic  
bags for urchin (11 quadrats). All  
urchins counted in @ quadrat, plus  
4 urchins taken from @ quadrat (4 closest  
to @ corner of the quadrat frame).

Students: Jim Stebbins  
Paul Delaney  
Mike Feinberg  
Laura Grierson  
Mike Miller  
Cun Cohen  
Coral Stepien  
Kendall Gray

The littoral here is a high energy rocky point, boulders on rock slabs. The beach is fairly steep, the intertidal fairly narrow. The choice of a sampling site was based on selection of the least wave exposed shore around.





16 Feb. 1984  
(cont.)

Rocky intertidal with abundant Egregia & "fucus-like" brown. Urchins abundant in some areas. Very few large mobile invertebrates seen (few large sponges, no large sea stars, only a few nudibranchs).

Following sheet gives data on 11 quadrats sampled (# urchins/quadrat).

---

Night of 17 Feb. spent in Euseuada. Very good eat, with dancing & dining & merriment. Found good hotel (The San Nicolas Resort Hotel) with rooms at about \$50/@ for 2-3 people. Discovered great seafood restaurant (The Mariscos Bahía de Euseuada) with shrimp dinners at ~ \$3/@.

Colidotea rostrata / Strongylocentrotus 16 Feb '84 (cont.)  
Date

Punta Salsa Puerto  
Baja

| <u>Quadr. No.</u> | <u># urchins/m<sup>2</sup></u> |
|-------------------|--------------------------------|
| 4 (1)             | 84                             |
| 7 (2)             | 0                              |
| 12 (3)            | 58                             |
| 13 (4)            | 42                             |
| 16 (5)            | 16 s. pup<br>(2 s. fran)       |
| 19 (6)            | 10                             |
| 22 (7)            | 12 s. pup<br>(2 s. fran)       |
| 23 (8)            | 2                              |
| 25 (9)            | 4 not collected                |
| 28 (10)           | 0                              |
| 30 (11)           | 0                              |

$$N = 228$$

$$\bar{X} = 20.7$$

$$S = 28.2$$

14 March 1984 (3/14 - 3/18)

Mexico, Baja Norte, Coloraditos.

off with 501 class (USC) to

Coloradito for lowest tides of year (?):  
- 6.5' to -9.0' (22-23 ft. drop over 12 hrs.).

Participants include: Jim & Stacey Stebbins,  
Paul Delaney (+2), Mike Miller, Laura Grierson,  
Kendall Gray, Roy & ~~Mike~~ Linda Houston,  
A.M. Mackey, Alec Brusca, Derrick Lake.

Perfect weather, mildly cool eues &  
warm days. Reef exploring at low tides  
& fossil hunting during day.

No Heliaster, Echinometra, or  
Porites to be found. Portions of reef covered  
with massive colonies of the coral-like  
bryozoan Fasciculipora pacifica Osburn.

Many nemertean found, including:

Basodiscus punnettii, Basodiscus mexicanus,  
and Lineus geniculatus (?). Also lots of  
Pseudosuberites pseudos on rocks in low



tidepools. Axius vivax seem more abundant than ever. at -6' many gorgonians begin to appear (as at other Gulf sites).

July 24, 1984

Mexico, Baja California Sur, Pt. Chivato

with Tim Stebbins at Chivato for his dissertation field work. Chivato is now a private beach, assoc. with Hotel Pt. Chivato (newly reopened). The charge is \$3/day to camp. About 15 palm-frond palapas provide shade on the beach.

Reconnaissance dive ~3 pm. noted the following:  
Sponges: Haliclona permollis, <sup>Terpios zeteki</sup> ~~Geodia mesoliana~~  
(abundant; colonies with fish(?) bites out of them in subtidal),  
Leucosolenia sp., Leucetta losangelensis.

Coelenterates: Lytocarpus sp. (white), Aglaophenia sp.,  
Diadumene leucolena, Palythoa, Zoanthus danae, Porites panamensis (= P. californica),  
[columnar lobate form of Porites common here, in shallow water, as at the old "Catch-22" site near San Carlos], numerous gorgonians (including Lophogorgia alba, Pacifigorgia eximia, Gorgonia adamsi, Eugorgia spp.).

Worms: Eurythoe complanata, Bispira rugosa,  
Spirobranchus sp., colonial polychaetes identical in superficial appearance to those of "Sample #4" from Playas Coco, Costa Rica (17 Aug. 1981).

Molluscs: not carefully surveyed, but the following noted: Muricanthus princeps, Siphonaria maura

Echinoderms: Phataria unifascialis, many brittle stars, Echinometra vanbrunti (in shallow bore-holes on rocks), Eucidaris thovarsii, Diadema mexicanum (subtidal only?), Isostichopus fuscus (abundant), Neothyone gibbosa

Fishes: Gulf opaleye (Girella simplicidens), Cortez angelfish (Pomacanthus zonipectus), King angelfish (Holocanthus passer), Sergeant major (Abudefduf troschelii), ~~king angelfish~~ rainbow wrasse (Thalassoma lucasanum), bullseye puffer (Sphoeroides annulatus), bluntheaded triggerfish (Pseudobalistes naufragium), hogfish (Bodianus diplotaena).

washed ashore were dozens of Physalia utriculus (1 tentacle forms). Also, local campers found a Porpita. A very large (~25 cm) Mithrodia bradleyi (?).



25 July 1984

Pt. Chivato (cont.)

worked morning (2:30 AM) tide with Tim. Guaymas tide chart (Mexican) was correct time for low, but I don't believe it reached the "0" tide level, as predicted. It looked like about +1.5 to me at the low point. Five quadrats sampled in mid-intertidal, just above Sargassum in pools. Most quadrats in "rock on sand" habitats, so fewer numbers of porcelain crabs were present. Many Selenothuria, Pachygrapsus, and large Baseodiscus mexicanus (> 2 m. in length). A large spider crab (~10 cm long) was collected for Garth. Several large (12-15") purple "trumpetfish" were seen in ~3' of water. The only fish resembling this in DAT's book is the reef coronetfish, Fistularia commersonii, but the color is wrong (these fish were swimming, but were a brilliant <sup>green</sup> ~~purple~~ color in the light of the Coleman lantern).

Air T° (noon) on beach = 43°C

H<sub>2</sub>O (surf) T° = 31°C

Caulerpa (fernlike green alga) growing in short tufts sporadically in low intertidal zone.

26 July 1984

Pt. Chivato (cont.)

Worked morning tide (3:15 AM) with Tim, to take an additional 5 quadrat samples, for total of 10 quadrats at site, as follows: all crustacea, echinoderms, & Carnivores of all types removed from  $.1 m^2$ ; all holothurians & echinoids removed (or counted) from  $1 m^2$ .

Storm began raining ~ 2:30 AM, after several hours of heavy winds. My sleeping bag went from a sandbox to a mud bag. Tim was sick from? (hogfish?) & couldn't sleep either, so we began sampling ~ 2:45 AM in heavy rain, which quit about when we finished our 5<sup>th</sup> quadrat.

10-14 August 1985

Mexico, Baja California Norte, Golfo de  
California, Coloradito (~40 mi. So. San  
Felipe).

Collections made by R. Brusca & C.A. Brusca.  
One rock washing - one clump mussels (for  
Jim McLean; Modiolus capax?)



Mexico, Sonora, Pt. Cirio, near 14/15 April 1987  
Pt. Libertad ( $\sim 29^{\circ}50' N$ ) - Sea of Cortez.

Collections made by R.C. & C.A. Brusca at low tide throughout littoral zone. Ligia & Tylos taken in wash zone (on Sargassum wrack). Rock washes made. Sea pens collected on beach (storm jetson). This collection looks rich - should be sorted a.s.a.p. (Corlene wants a new pub named after her!).

24 - 26 May 1988

Mexico, Baja California, Sea of Cortez,  
Bahía de Los Angeles.

Collecting expedition with LACM Crustacea Lab crew  
(sans Delaney, Cohen, Martin & Kuck!). Constance Gramlich  
(Pacific BioMarine), Dan Richards (Channel Is. Nat. Park  
Biologist), Tim Stebbins, R. Wetzer, Leslie Powers.

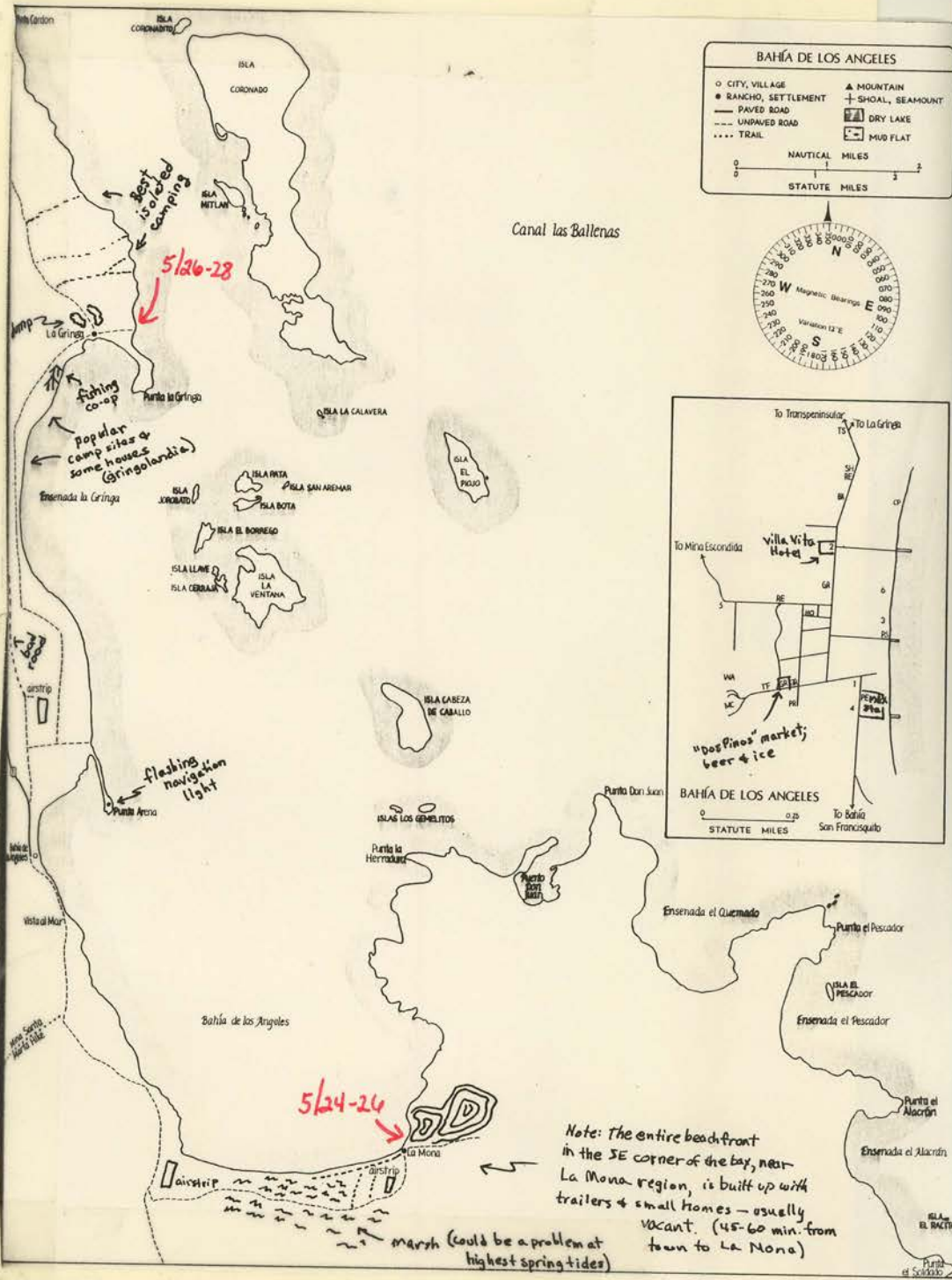
L.A. Bay isn't as nice as it was 10 yrs (my last  
visit). The La Mona region is entirely built up now, with  
houses & trailers - reminiscent of Colorado area - vaca-  
tion homes that are vacant most of the time. The west  
shore, that used to be such good camping, is now 80% gone  
due to expansion of the town to the south. Will explore

Pt. Goringa later in the week.

Outstanding isopod collecting in La Mona area.  
Largest population of Excirolana I've seen anywhere,  
emerging just before sunset and swimming en mass near  
the tideline, foraging on whatever was present. A large  
sample was taken by hand & using a chunk of salami  
as bait. Just after sunset the Tylos emerged from  
the sand, from the water line to ~100' up shore. Good  
large healthy specimens - a large sample was taken.

Constance took ~6 large ligia from rocky point.

The Bay shore is also rich with portunid crabs -  
more than I've seen anywhere short of Cholla Bay.  
Sizable mussel beds also occur in 2'-4' water in  
the La Mona region. (Modiolus capax)





26-28 May 1988

Mexico, Baja California Norte, Bahía de Los Angeles (Sea of Cortez). Camped on No. side of Pt. Gringa, just No. of L.A. Bay. Rocky headlands with cobble beaches in between. Very nice beaches. Access is by following road to Pt. Gringa camping beaches/trailer court. Follow road all the way to its end, & just before the end turn left (N.) on the graded road that runs through the dump. Follow this road through the pass to several side roads that run down small washes to the beach.

The subtidal algae here is amazingly large. Colpomenia "heads" 2'-3' across, giant Porphyra-like algae 3' tall, giant sheet-like algae (like brown ulva) 3' across. The cobble beach is rich with a small Ligia (perhaps different from the large one we took at La Mona) and Tetragrapsus jooxi.

An unusual armeriid-like nudibranch was taken by Tim & Dan & Constance in ~10' water (photos taken by R.C.B., Constance & Dan). Air  $T^{\circ} = 38^{\circ}C$   $H_2O T^{\circ} = 17^{\circ}-18^{\circ}C$  (above thermocline!). Fucking cold water.

Numerous juvenile & large adult Heliaster kubiniji were found at La Mona site yesterday; none here at La Gringa. (oops - Wetzler claims she saw a dinner plate sized one scuba diving - on sand!)

Scuba dive made at No end of cove (1<sup>st</sup> cove No. of Pta. Gringa??) in 10'-40'. The area is rich with large Pseudosuberites & other sponges, small vase sponges (1'-2' tall), about 6 different gorgonians (e.g. Lophogorgia alba, Muricea sp., + the usual gamut of probable undescribed species. Lots of the new armenid slug (n6 collected to relax & preserve). Constance found a small hermit crab with a its shell entirely covered with a colonial hydroid (relaxed & preserved). Also seen: Tridachiella diomedea, Pylopagurus varians (in its coenocium of Janaria mirabilis), Othelia tenuispina, Eucidaris thousarsii, and large beds of Encope grandis & E. micropora (= E. perspectiva ?) - both with commensal

pinnotherid crabs running all over their surface (oral surface). If the Encope were turned over, the crabs beat a fast retreat to the other side, over & over, clearly being able to quickly discriminate which side of the host is facing "down".

Low spring tides in L.A. Bay are ~ 1 hr. behind (later than) the U.A. Tide Calendar predictions. The winds blew gale force here all week again. It seems always to be windy here. I suspect due to the radical  $T^{\circ}$  differential between the land & the sea (~18° this Ardp).



29 May 1988

Mexico, Baja Calif. Norte, El Rosario region,

● Pt. Baja.

Isopods (sphaeromatids?) taken in fine sand under rocks in upper mid-intertidal. RCB/RW

These guys flatten themselves out in minute depressions & pits on the small rocks & pebbles in tidepools & are almost impossible to

● dislodge - plus their coloration is highly cryptic & highly variable (no two are exactly the same).