



Zootaxa 3610 (1): 001–080
www.mapress.com/zootaxa/

Copyright © 2013 Magnolia Press

Monograph

ISSN 1175-5326 (print edition)

ZOOTAXA

ISSN 1175-5334 (online edition)

<http://dx.doi.org/10.11646/zootaxa.3610.1.1>

<http://zoobank.org/urn:lsid:zoobank.org:pub:AA71AC2D-C7BF-43AE-9E25-29A5EC843B89>

ZOOTAXA

3610

A Phylogeny and Classification of the Senticaudata subord. nov. (Crustacea: Amphipoda)

J.K. LOWRY¹ & A.A MYERS²

¹*Division of Invertebrate Zoology, Australian Museum, 6 College Street, Sydney, NSW 2010, Australia. (Jim.Lowry@austmus.gov.au)*

²*School of Biological, Earth and Environmental Sciences, University College Cork, Cork Enterprise Centre, Distillery Fields, North Mall, Cork, Ireland. (bavayia@gmail.com)*



Magnolia Press
Auckland, New Zealand

Accepted by G. Karaman: 10 Dec. 2012; published: 5 Feb. 2013

J.K. LOWRY & A.A MYERS

A Phylogeny and Classification of the Senticaudata subord. nov. (Crustacea: Amphipoda)

(*Zootaxa* 3610)

80 pp.; 30 cm.

5 Feb 2013

ISBN 978-1-77557-098-1 (paperback)

ISBN 978-1-77557-099-8 (Online edition)

FIRST PUBLISHED IN 2013 BY

Magnolia Press

P.O. Box 41-383

Auckland 1346

New Zealand

e-mail: zootaxa@mapress.com

<http://www.mapress.com/zootaxa/>

© 2013 Magnolia Press

All rights reserved.

No part of this publication may be reproduced, stored, transmitted or disseminated, in any form, or by any means, without prior written permission from the publisher, to whom all requests to reproduce copyright material should be directed in writing.

This authorization does not extend to any other kind of copying, by any means, in any form, and for any purpose other than private research use.

ISSN 1175-5326 (Print edition)

ISSN 1175-5334 (Online edition)

Table of contents

Abstract	5
Introduction	5
Characters used in the analysis	7
Materials and methods	14
Results	14
Tree description	15
Tree Discussion	17
Classification	20
The Freshwater Senticaudata	21
The Carangoliopsida and the origin of the Senticaudata	22
The phylogenetic position of the Falklandellidae	22
The Hadziidae	23
The Callynophore	23
Diagnostic descriptions	23
Order Amphipoda Latreille, 1816	23
Suborder Senticaudata nov.	23
Infraorder Carangoliopsida Bousfield, 1977 stat. nov.	24
Parvorder Carangoliopsidira nov.	24
Carangoliopsidae Bousfield, 1977	24
Kairosidae fam. nov.	24
Infraorder Talitrida Rafinesque, 1815 (Serejo 2004)	25
Parvorder Talitridira Rafinesque, 1815 stat. nov.	25
Superfamily Biancolinoidea J.L. Barnard, 1972b stat. nov.	25
Biancolinidae J.L. Barnard, 1972b	25
Superfamily Caspicoloidea Birstein, 1945 stat. nov.	26
Caspicolidae Birstein, 1945	26
Superfamily Kurioida J.L. Barnard, 1964 (Serejo 2004)	26
Kuriidae J.L. Barnard, 1964	26
Tulearidae Ledoyer, 1979	27
Superfamily Talitroidea Rafinesque, 1815 (Bulycheva 1957)	27
Ceinidae J.L. Barnard, 1972a	27
Chiltoniidae J.L. Barnard, 1972b	28
Dogielinotidae Gurjanova, 1953	28
Eophliantidae Sheard, 1936	29
Hyaellidae Bulycheva, 1957	29
Hyalidae Bulycheva, 1957	30
Najnidae J.L. Barnard, 1972b	30
Phliantidae Stebbing, 1899b	31
Pleioplateidae J.L. Barnard, 1978	31
Talitridae Rafinesque, 1815	32
Temnophliidae Griffiths, 1975	33
Infraorder Hadziida S. Karaman, 1932c stat. nov.	33
Parvorder Hadziidira S. Karaman, 1943 stat. nov.	33
Superfamily Hadzioidea S. Karaman, 1943 (Bousfield 1983)	33
Crangoweckeliidae Lowry & Myers, 2012	33
Eriopisidae fam. nov.	34
Gammaroporeiidae Bousfield, 1978	35
Hadziidae S. Karaman, 1943	35
Maeridae Krapp-Schickel, 2008a	36
Melitidae Bousfield, 1973	37
Metacrangonyctidae Boutin & Messouli, 1988b	37
Nuuanuidae fam. nov.	38
Superfamily Calliopioidea Sars, 1895b stat. nov.	38
Calliopiidae Sars, 1895b	39
Cheirocratidae d'Udekem d'Acoz, 2010	39
Hornelliidae d'Udekem d'Acoz, 2010	40
Pontogeneiidae Stebbing, 1906	40
Infraorder Bogidiellida Hertzog, 1936 stat. nov.	41
Parvorder Bogidiellidira Hertzog, 1936 stat. nov.	41
Superfamily Bogidielloidea Hertzog, 1936 (Bousfield, 1977)	41
Artesiidae Holsinger, 1980	41
Bogidiellidae Hertzog, 1936	42

Salentinellidae Bousfield, 1977	43
Infraorder Gammarida Latreille, 1802 stat. nov.	43
Parvorder Crangonyctidira Bousfield, 1973 stat. nov.	43
Superfamily Allocrangonyctoidea Holsinger, 1989 stat. nov.	43
Allocrangonyctidae Holsinger, 1989 4	44
Crymostygiidae Kristjánsson & Svavarsson, 2004	44
Dussartiellidae Lowry & Myers, 2012	44
Kergueleniolidae fam. nov.	45
Pseudoniphargidae G. Karaman, 1993	45
Superfamily Crangonyctoidea Bousfield, 1973	46
Austroniphargidae Iannilli, Krapp & Ruffo, 2011	46
Chillagoeidae Lowry & Myers, 2012	47
Crangonyctidae Bousfield, 1973	47
Giniphargidae Lowry & Myers 2012	48
Kotumsaridae Messouli, Holsinger & Reddy, 2007	48
Neoniphargidae Bousfield, 1977	48
Niphargidae Bousfield, 1977	49
Paracrangonyctidae Bousfield, 1983	50
Paramelitidae Bousfield, 1977	50
Perthiidae Williams & Barnard, 1988	51
Pseudocrangonyctidae Holsinger, 1989	51
Sandroidae Lowry & Myers, 2012	52
Sternophysingidae Holsinger, 1992	52
Uronyctidae Lowry & Myers, 2012	53
Parvorder Gammaridira Latreille, 1802 stat. nov.	53
Superfamily Gammaroidea Latreille, 1802 (Bousfield, 1977)	53
Acanthogammaridae Garjajev, 1901	53
Anisogammaridae Bousfield, 1977	54
Baikalogammaridae Kamal'tynov, 2001	55
Bathyporeiidae d'Udekem d'Acoz, 2011	55
Behningiellidae Kamal'tynov, 2001	56
Falklandellidae Lowry & Myers 2012	56
Gammaracanthidae Bousfield, 1989	57
Gammarellidae Bousfield, 1977	57
Gammaridae Latreille, 1802	58
Iphigeniellidae Kamal'tynov, 2001	59
Luciobliviidae Tomikawa 2007	59
Macrohectopidae Sowinsky, 1915	59
Mesogammaridae Bousfield, 1977	60
Micruropodidae Kamal'tynov, 1999	60
Pachyschesidae Kamal'tynov, 1999	61
Pallaseidae Takhteev, 2000	61
Paraleptamphopidae Bousfield, 1983	62
Phreatogammaridae Bousfield, 1983	62
Pontogammaridae Bousfield, 1977	63
Sensonatoridae Lowry & Myers, 2012	64
Typhlogammaridae Bousfield, 1978	64
Incertae Sedis	65
Iciliidae Dana, 1849	65
Sanchoidae Lowry, 2006	65
Discussion	66
Acknowledgements	66
References	66

Abstract

The Amphipoda includes a large clade defined by the presence of a previously unrecognised synapomorphy, apical robust setae on the rami of uropods 1–2. We term this clade the Senticaudata **subord. nov.** (Latin: *sentis* = thorn). It includes almost all freshwater species as well as a number of marine benthic taxa, formerly part of the ‘Gammaridea’. The phylogeny of the senticaudates was determined by cladistic analysis of morphological characters and character states. Within the suborder Senticaudata there are six infraorders: Carangoliopsida, Talitrida, Hadziida, Corophiida, Bogidiellida and Gammarida. A classification is provided and all the senticaudate families are diagnosed. We introduce for the first time in amphipod classification, the level parvorder between infraorder and superfamily. Four new families are described: Kairosidae; Eriopisidae; Nuuanuidae and Kergueleniolidae.

Key words: Phylogeny, Classification, Crustacea, Amphipoda, New Suborder, Senticaudata, New Infraorders, Bogidiellida, Carangoliopsida, Corophiida, Gammarida, Hadziida, Talitrida, New Parvorders, Bogidiellidira, Caprelliidira, Carangoliopsidira, Corophiidira, Crangonyctidira, Gammaridira, Melitidira, Talitridira, New Superfamilies, Allocrangonyctoidea, Biancolinoidea, Bogidielloidea, Calliopioida, Carangoliopsoidea, Caspicoloidea, New Families, Eriopisidae, Kairosidae, Kergueleniolidae, Nuuanuidae

Introduction

The current higher classification of the Amphipoda is not phylogenetic and consequently is in need of revision. In this paper we provide a morphologically based higher classification of one suborder of the Amphipoda. We commenced this process in an earlier paper (Myers & Lowry 2003) and this is the second in a series of planned papers which will address the issue of higher classification and produce a modern testable phylogenetic classification for the Amphipoda.

Historically there have been four suborders in the Amphipoda: Gammaridea Latreille, 1802; Caprellidea Leach 1814; Hyperidea Milne Edwards, 1830 and Ingolfiellidea Hansen, 1903. The caprellideans, hyperideans and ingolfiellideans have always been recognizable entities defined by one or more apomorphic characters. The Gammaridea has no synapomorphies and was originally defined on symplesiomorphies, i.e. a well developed abdomen to distinguish it from the caprellideans and a well developed maxilliped to distinguish it from the hyperideans. As such the Gammaridea became the repository for any family-level taxon that did not fall into one of the other groups. This situation remained until Myers & Lowry (2003) established the suborder Corophiidea, removed it from the Gammaridea and showed that the Caprellidea was a highly derived part of the corophiidean clade.

In this paper we establish the new suborder Senticaudata **subord. nov.**, which incorporates 95 families formerly in the Gammaridea. We recognise six infraorders in the suborder Senticaudata: Carangoliopsida, Talitrida, Hadziida, Corophiida, Bogidiellida and Gammarida. We have previously considered the suborder Corophiidea (Myers & Lowry, 2003), which is herein demoted to the infraorder Corophiida with parvorders Corophiidira and Caprellidira in order to facilitate the higher levels of classification in the Senticaudata while retaining diagnosable family level taxa (see later).

There has been much discussion about what group of amphipods are ancestral. Taxa proposed include gammarids (J.L. Barnard 1969a) and corophiidans (Barnard & Barnard 1983). From a behavioural perspective proposals include swimmers (Bousfield & Shih 1994) or 'clingers' (Steele 1988). We agree with Steele (1988) that the ancestral amphipod was a 'clinger' in anastomoses that was able to perform fast escape reactions by means of rapid straightening of a reflexed urosome. This combination of behavioural characteristics would explain the unique characters of amphipods: a) the reflexed urosome (explosive locomotion) as opposed to six in-line pleosome segments and b) the opposable pereopods, pereopods 3 and 4 working against the rotated pereopods 6–7 (clinging) as compared with all legs working in the same plane. The nearest approximation of this form in extant amphipod taxa would probably be an amphiloichid. Although clinging might be the primary behaviour of these ancestral forms, the need to swim from one anastomosis to another would have led to free swimming amphipods such as eusirids and lysianassids. Swimmers would then have radiated into benthic forms and sediment burrowers that retained swimming males for reproductive purposes.

A large clade derived from the early 'clingers' possesses as a synapomorphy, apical robust setae on the rami of uropods 1–2 (Fig. 1). We term this clade the suborder Senticaudata **subord. nov.** (Latin: *sentis* = thorn). This

suborder includes almost all freshwater species as well as a number of marine benthic species. The development of robust setae on the apices of uropods 1 and 2 was one of the major innovations in the evolution of the Amphipoda and lead to increased amphipod diversity. It appears to be useful in keeping contact with the surface in epibenthic or infaunal amphipods. As long ago as 1853, Dana commented that “the posterior caudal stylets offer important characters for distinguishing natural groups ...” In the same paper, taxa such as the lysianassids, stegocephalids and leucothoids (without apical robust setae on uropods 1 and 2) were placed in the gammarideans for the first time. A few species outside the senticaudate clade have secondarily developed robust setae on the terminations of the uropods 1 and 2 rami. These are mainly sediment burrowers. In some cases, these ‘terminal’ setae can be seen in fact to be subterminal with a small portion of the ramus extending beyond the setae.

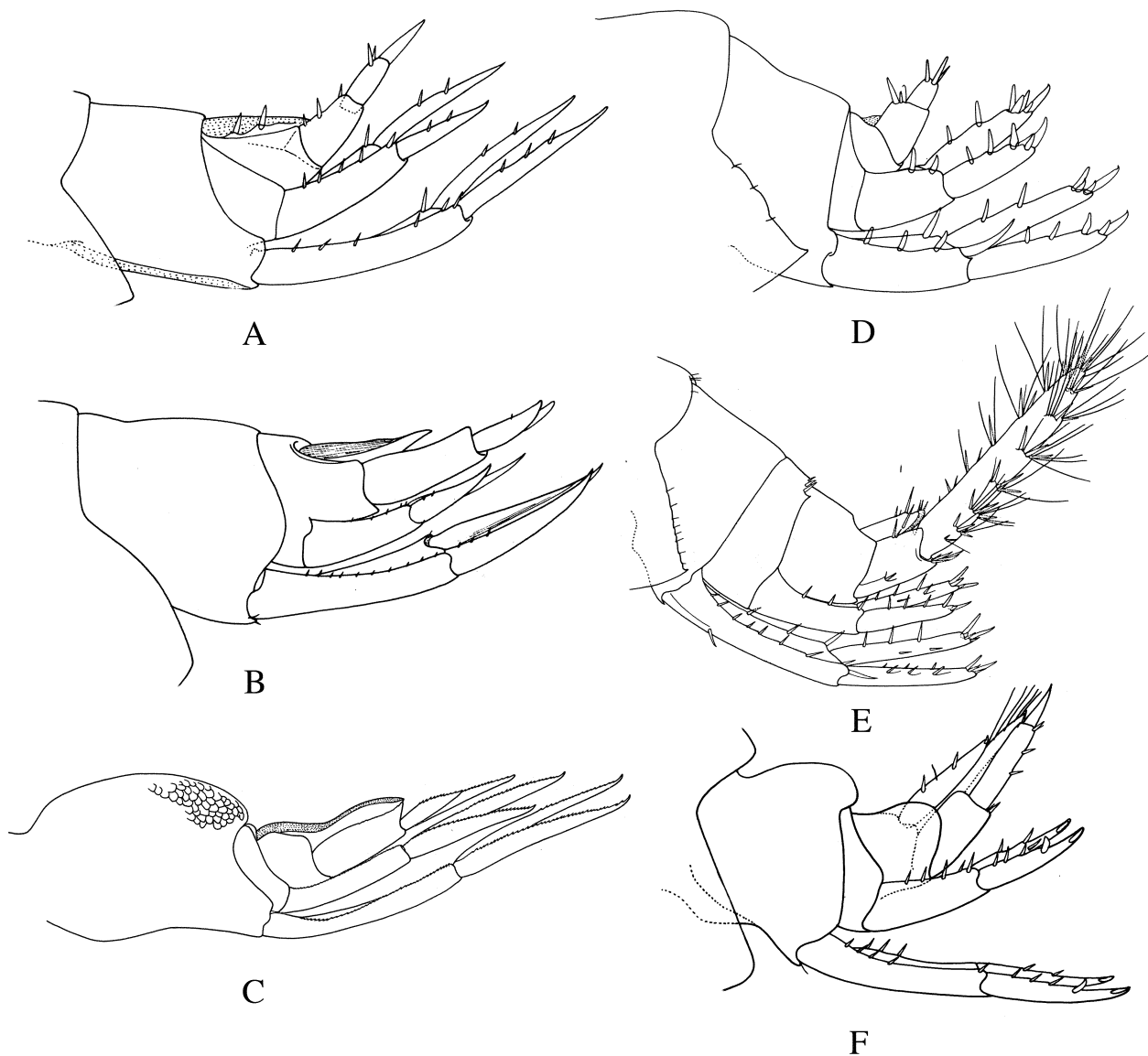


FIGURE 1. Uropods 1-2. A-C no apical robust setae; D-E apical robust setae (Senticaudata) F embedded apical seta. A. *Stenothoe*; B. *Paraleucothoe*; C. *Austropheonoides*; D. *Hyalé*; E. *Melita*; F. *Tryphosella* (B, C, E, F, after J.L. Barnard 1972a; A, D after J.L. Barnard, 1974).

Molecular studies have suggested that evolution is driven not only by natural selection but also by gene architecture. Lineages do not necessarily evolve in a linear or hierarchical way so phylogeny may develop through the recombination of ancestral characters, rather than the evolution of any new, uniquely derived characters (Burridge 1997, Heads 2012). A character state developed by an ancestor may be ‘switched off’ by selection pressure but reappear much later in a relatively distant descendant. This means that apparent homoplasies may in fact be homologous character states that have lain ‘dormant’ and are reactivated in taxa which have quite distant

relationships. This has implications for cladistic analysis. When the same character state appears in widely separated parts of the tree, the state has previously been considered convergent (homoplasious) but in fact it may be homologous. In that case the character state is ancient and represents a synapomorphy that must be moved much further down towards the base of the tree. This does not imply, that the same character state cannot unite one group of taxa in one part of the tree as well as another group of taxa in another part of the same tree. An ancestral character state may reappear in two or more distantly related taxa and then be passed on to descendants thus forming independent clades exhibiting the same character state.

As a result of the extensive homoplasy/character re-emergence that occurs in the Amphipoda, it is doubtful if we will ever be able to produce a fully supported phylogenetic tree based on morphological data alone (Browne *et al.* 2007). The best we can expect to discern is a signal of relationships. Rarely do all members of a clade uniquely possess a particular character state. A clade may be characterised by a character state, but not every member of the clade may exhibit that state. This means that higher taxa cannot usually be diagnosed on the basis of a uniquely derived character state. For example, in the hadziidan clade, some members have a distoventral robust seta on urosomite 1 and no basofacial robust seta on the peduncle of uropod 1 whereas others have a basofacial robust seta on the peduncle of uropod 1 and no distoventral robust seta on urosomite 1. Rarely, however, both or neither may be present. This means that neither character by itself, nor both characters together will be sufficient to identify every member of the Hadziida on these two characters alone.

Characters used in the analysis

(Figs 2–6)

- | | |
|------------------------------------------|----------------------------------------|
| 1. Coxal shield. | 10. Maxilla 1 basal endite |
| 1. coxae large body laterally compressed | 1. strongly setose along medial margin |
| 2. coxae small, body subcylindrical | 2. setose apically |
| 3. coxae small, fused to body | 3 without setae |
| 2. Type 4 calceolus | 11. Maxilla 1 palp |
| 1. absent | 1. similar left and right |
| 2. present or lost | 2. dissimilar left and right |
| 3. Type 9 calceolus | 12. Maxilla 2 basal endite |
| 1. absent | 1. without oblique setal row |
| 2. present or lost | 2. with oblique setal row |
| 4. Type 1 calceolus | 13. Labium |
| 1. absent | 1. with inner lobes |
| 2. present or lost | 2. without inner lobes |
| 5. Antenna 1 length | 14. Coxal gills |
| 1. longer than antenna 2 | 1. present on coxae 2–7 |
| 2. subequal in length with antenna 2 | 2. present on coxae 2–6 |
| 3. shorter than antenna 2 | 3. present on coxae 2–4 |
| 4. shorter than peduncle of antenna 2 | 15. Coxal gills |
| 6. Antenna 1 accessory flagellum | 1. unstalked |
| 1. well developed | 2. stalked |
| 2. vestigial, scale like | 16. Sternal simple gills |
| 3. absent | 1. absent |
| 7. Antenna 2 peduncular article 1 | 2. present |
| 1. not enlarged | 17. Sternal dendritic gills |
| 2. bulbous | 1. absent |
| 8. Mandible palp | 2. present |
| 1. present | 18. Sternal blisters |
| 2. vestigial or absent | 1. absent |
| 9. Maxilla 1 palp | 2. present |
| 1. present | |
| 2. vestigial or absent | |

19. Gnathopod 1 enlargement
 1. similar in enlargement to gnathopod 2
 2. weaker than gnathopod 2
 3. stouter than gnathopod 2
20. Gnathopod 1 propodus palm
 1. without row of robust setae along margin
 2. with single row of robust setae along margin
 3. with double row of robust setae along margin
21. Gnathopod 1 propodus palm
 1. without row of peg-like robust setae along margin
 2. with row of peg-like robust setae along margin
22. Gnathopod 2
 1. not sexually dimorphic
 2. sexually dimorphic
23. Gnathopod 2 carpus
 1. not produced along posterior margin of propodus
 2. slightly produced along posterior margin of propodus
 3. strongly produced along posterior margin of propodus
24. Pereopod 4 coxa
 1. with well developed posteroventral lobe
 2. without posteroventral lobe
25. Pereopod 5 length
 1. subequal to pereopod 6
 2. shorter than pereopod 6
26. Pereopod 5 coxa
 1. without lobes
 2. equilobate
 3. with posteroventral lobe
 4. with anteroventral lobe
27. Pereopod 7 length
 1. subequal to pereopod 5
 2. shorter than pereopod 5
 3. longer than pereopod 5
28. Oostegites
 1. setae straight tipped
 2. setae curl tipped
29. Pleonites 1–3
 1. without dorsal carinae
 2. with dorsal carinae
30. Pleopods
 1. biramous
 2. uniramous
31. Urosomites
 1. 1–3 free
 2. 1–3 coalesced
 3. 1–2 coalesced
 4. 2–3 coalesced
32. Urosomites 1–3
 1. without robust dorsal setae
 2. with scattered dorsal robust setae
 3. with bands of dorsal robust setae
33. Urosomite 1
 1. without distoventral robust seta
 2. with distoventral robust seta
34. Urosomite 2
 1. without paired dorsal robust setae
 2. with paired dorsal robust setae
35. Uropod 1 peduncle
 1. without basofacial robust seta
 2. with basofacial robust seta
36. Uropod 3 type
 1. biramous
 2. uniramous of crangonyctid type
 3. uniramous of talitrid type
 4. without rami
37. Uropod 3 dimorphism
 1. not sexually dimorphic
 2. sexually dimorphic
38. Uropod 3 rami setation
 1. Without fringing plumose setae
 2. With fringing plumose setae
39. Uropod 3 endopod
 1. subequal to exopod
 2. longer than exopod
 3. shorter than exopod
 4. vestigial
 5. absent
40. telson form
 1. entire to notched
 2. cleft
41. telson armature
 1. without robust setae
 2. with robust setae

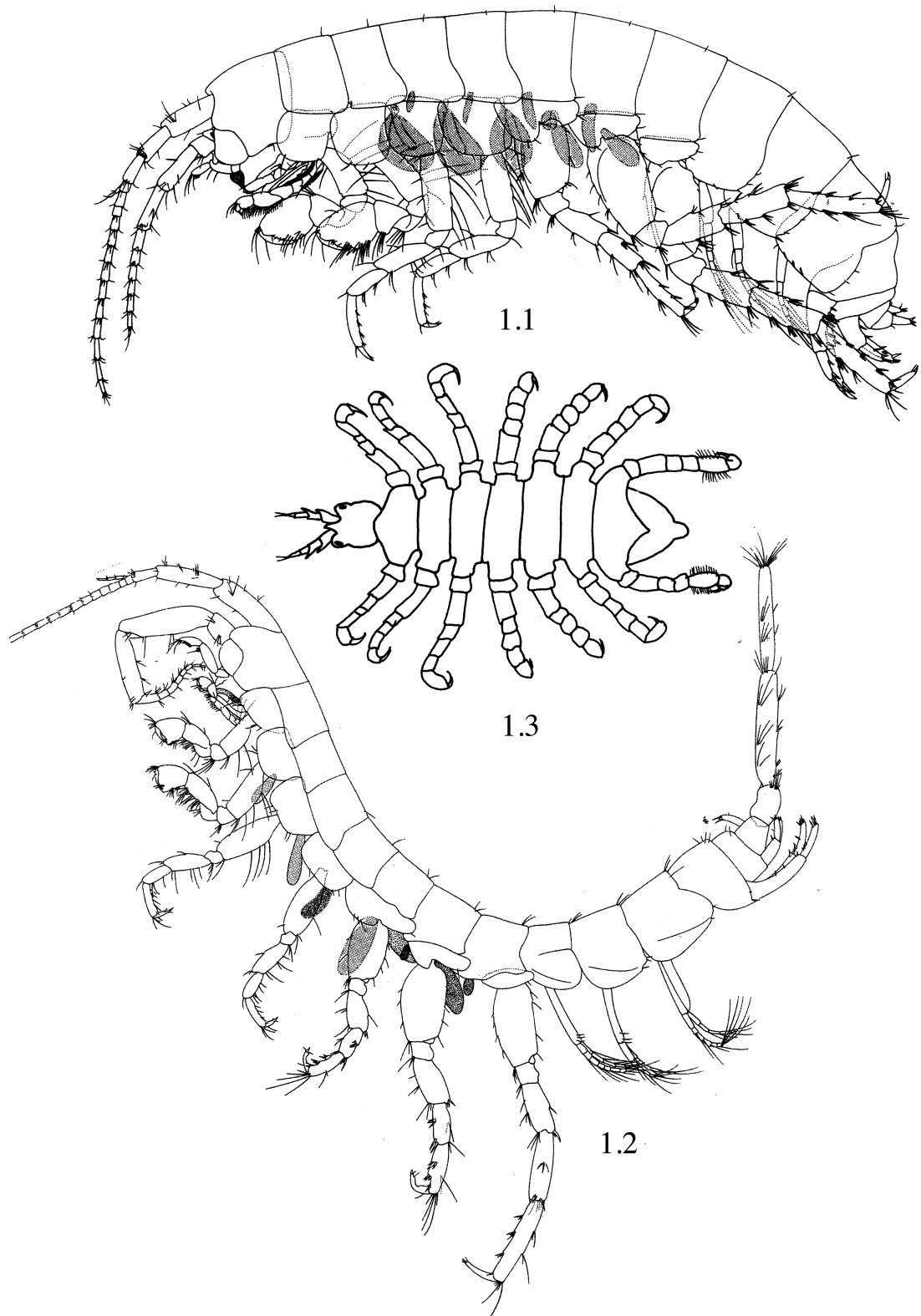


FIGURE 2. Characters 1.1 *Protocrangonyx*; 1.2 *Giniphargus*; 1.3 *Temnophlias* (1.1 /1.2 after Williams & Barnard, 1988; 1.3 after Griffiths 1975).

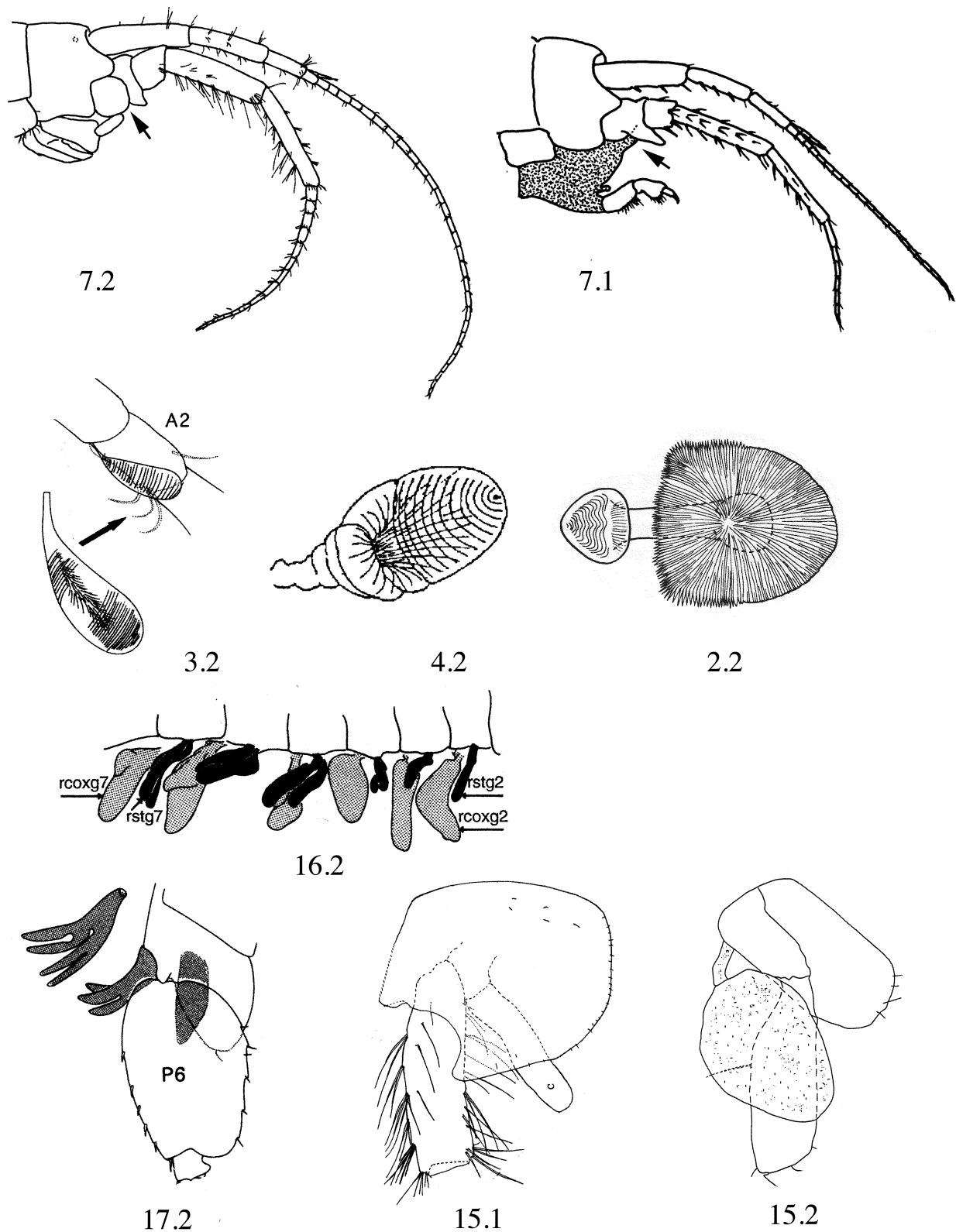


FIGURE 3. Characters 7.2 *Crymostygius*; 7.1 *Spelaegammarus*; 3.2 *Neoniphargus*; 4.2 *Gammarus*; 2.2 *Schraderia*; 16.2 *Totgammarus*; 17.2 *Neoniphargus*; 15.1 *Praefalklandella*; 15.2 *Tegano* (2.2 after Thurston, 1974 ; 3.2 after Williams & Barnard, 1988; 4.2 after Bousfield, 1994; 7.1 after Koenemann & Holsinger, 2001; 7.2 after Kristjánsson & Svavarsson, 2004; 15.1 after Stock & Platvoet, 1991; 15.2 after Sawicki *et al.* 2005; 16.2 after Bradbury & Williams, 1995; 17.2 after Williams & Barnard, 1988).

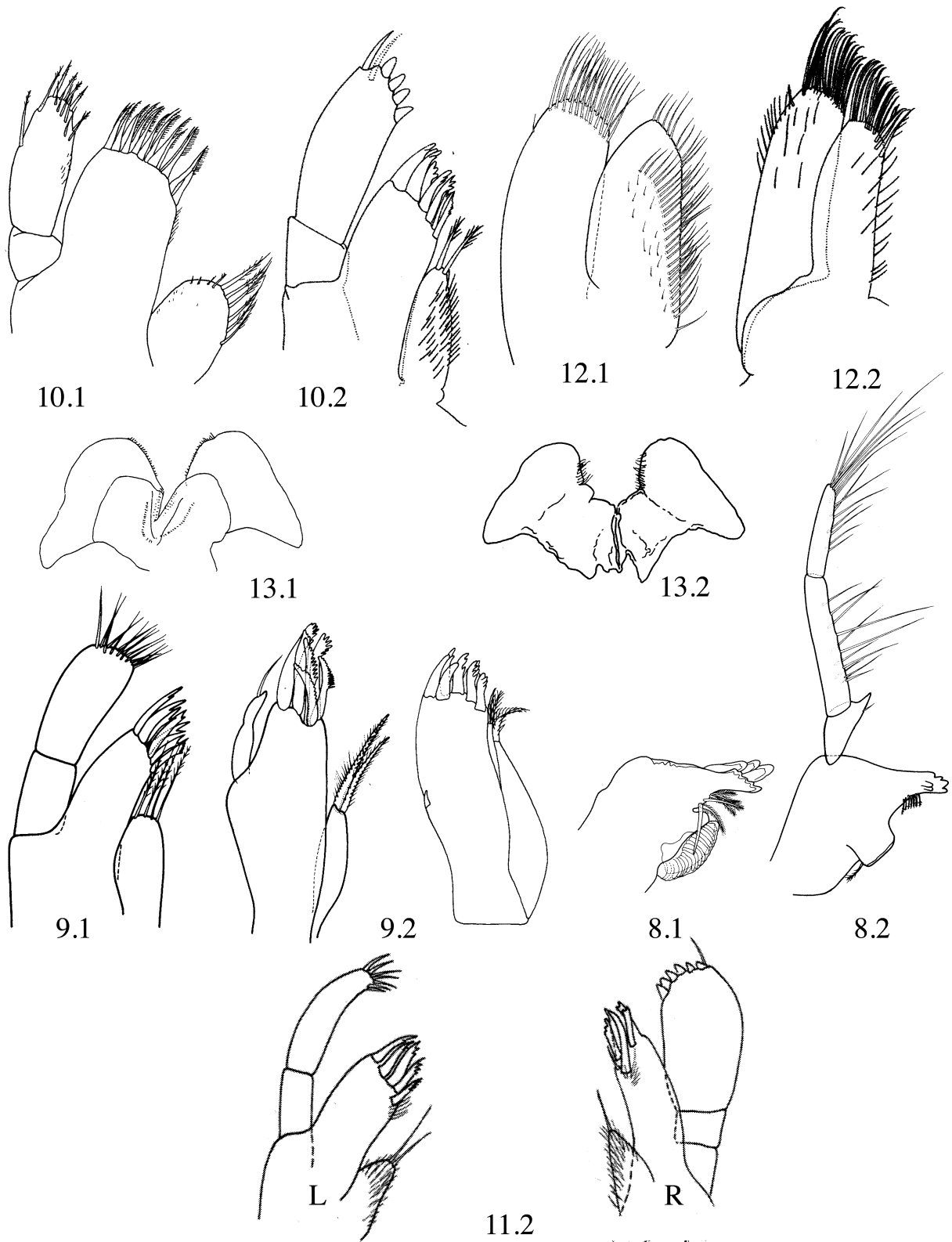


FIGURE 4. Characters 10.1 *Crymostygius*; 10.2 *Neoniphargus*; 12.1 *Indoweckelia* ; 12.2 *Neoniphargus*; 13.1 *Bactrurus*; 13.2 *Crangonyx*; 9.1 *Maera*; 9.2 *Parhyale*; 9.2 *Talitrus*; 8.2; *Parhyale*; 8.1 *Maera*; 11.2 *Davidia* (8.1 after Karaman, 1982; 8.2, 9.2, 9.3 after Bellan-Santini & Krapp-Schickel, 1993; 9.1 after Karaman, 1982; 10.1 after Kristjánsson & Svavarsson; 10.2. after Williams & Barnard, 1988; 11.1 after Iannilli, Krapp & Ruffo 2011; 12.1 After Holsinger & Ruffo 2002; 12.2 after Williams & Barnard, 1988; 13.1 after Koenemann & Holsinger, 2001; 13.2 after Morino, Kusano & Holsinger, 2004).

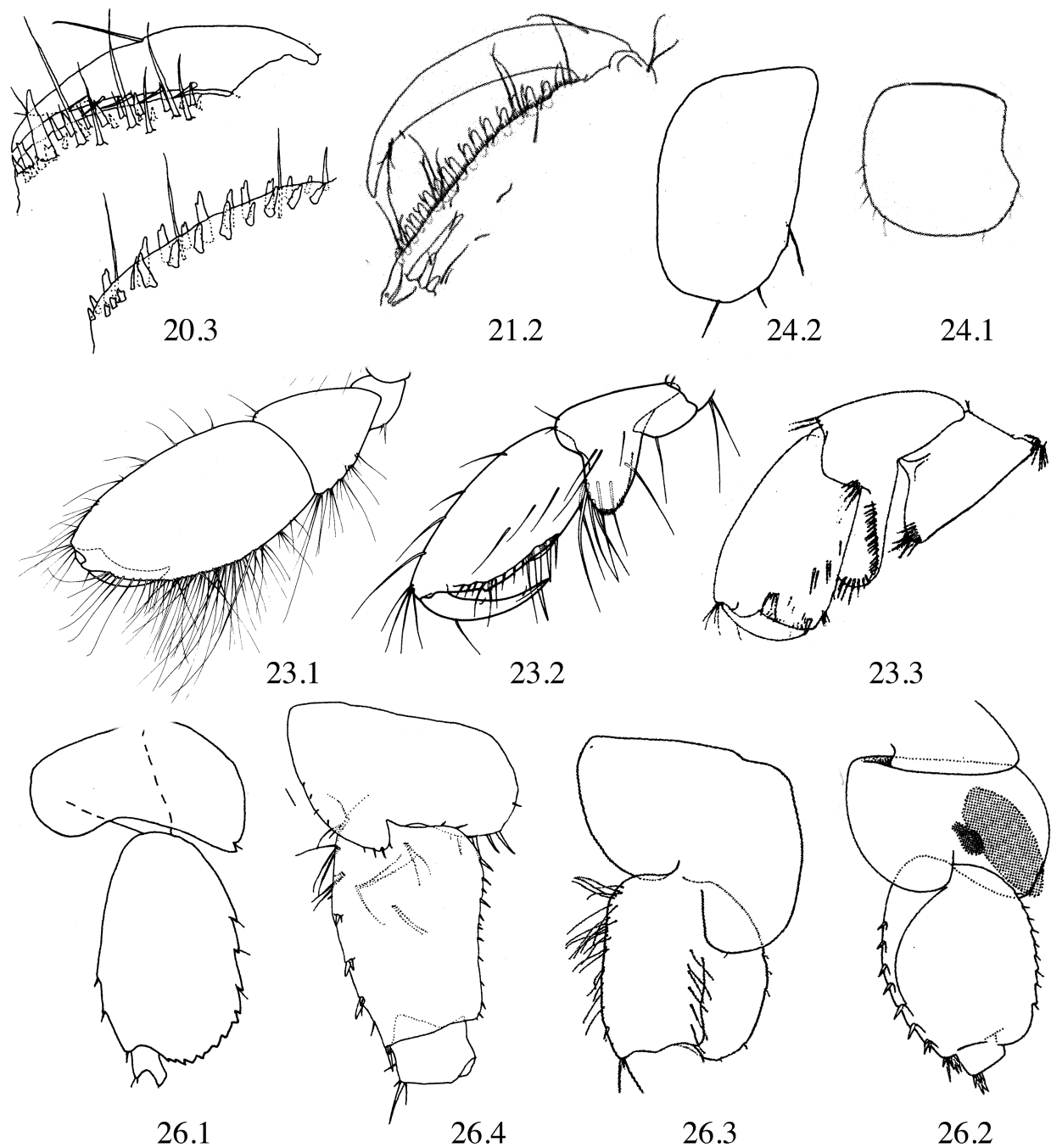


FIGURE 5. Characters 21.3 *Crangonyx*; 22.2 *Lucioblivio*; 23.1 *Cheirocratus*; 23.2 *Carangoliopsis*; 23.3 *Allorchestes*; 24.2 *Artesia*; 24.1 *Lucioblivio*; 26.1 *Artesia*; 26.2 *Perthia*; 26.3 *Haliogeneia*; 26.4 *Lucioblivio* (21.3 after Morino, Kusano & Holsinger, 2004; 22.2, 24.2, 26.4 after Tomikawa *et al*, 2007.; 23.1, 23.2 after Karaman, 1982; 23.3 after Hendrycks & Bousfield, 2001; 24.1, 26.1 after Holsinger, 1980; 26.2 after Williams & Barnard, 1988; 26.3 after Lowry & Stoddart, 1998).

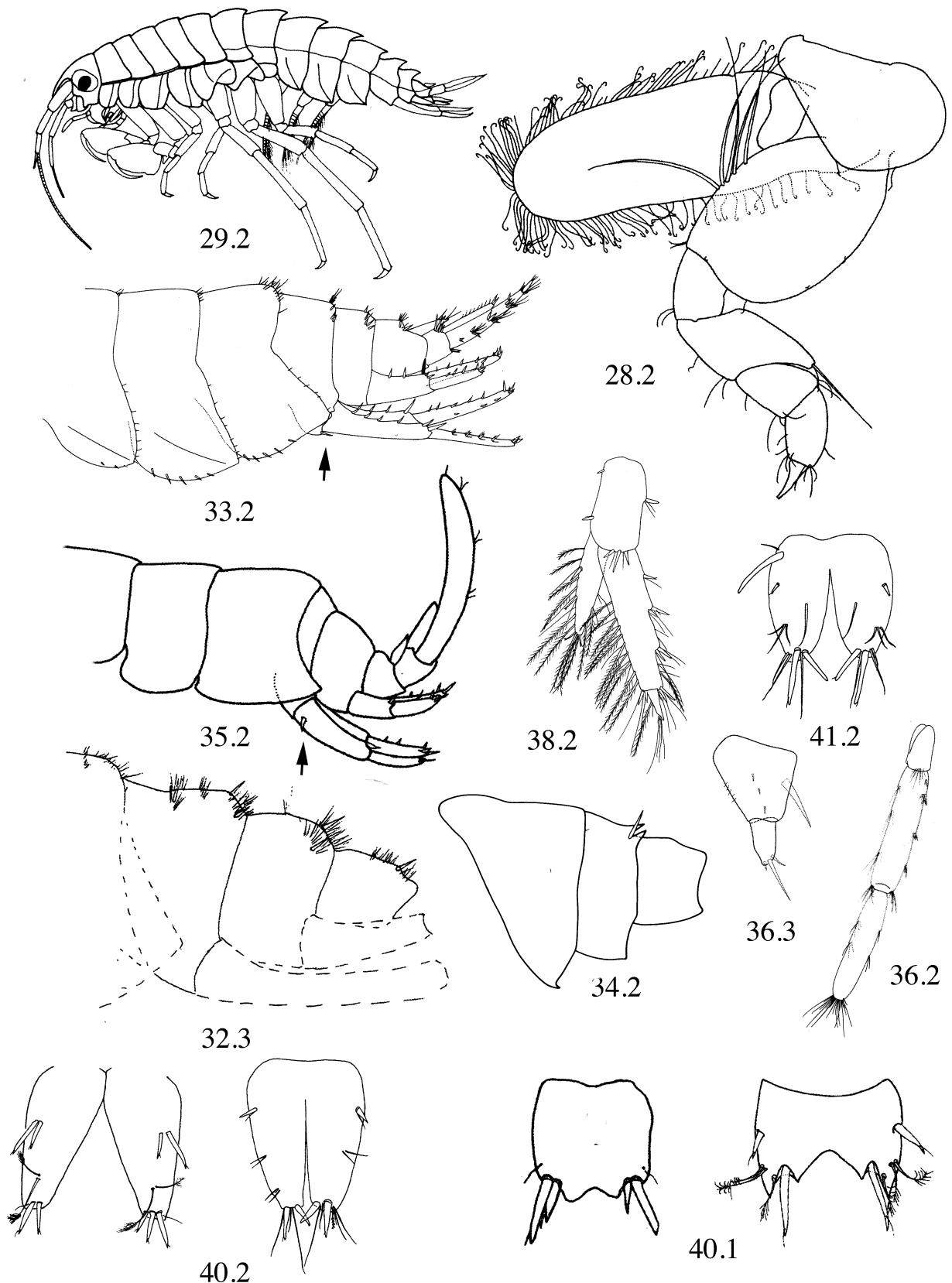


FIGURE 6. Characters 28.2 *Biancolina*; 29.2 *Gammaracanthus*; 32.3 *Echinogammarus*; 33.2 *Austrogammarus*; 34.2 *Melita*; 35.2 *Tagua*; 36.2 *Giniphargus*; 36.3 *Talitrus*; 38.2 *Gammarus*: 40.1 *Sternophysinx* (left) *Linguimaera* (right); 40.2 *Sensorator* (left) *Gammarus* (right); 41.2 *Gammarus* (28.2 after Ishimaru, 1996; 29.2 after Bousfield 1989; 32.3 after Pinkster, 1993; 33.2 after Williams & Barnard, 1988; 34.2, 40.2 (right) after Karaman 1982; 35.2 after Lowry & Fenwick, 1983; 36.2 after Williams & Barnard, 1988; 36.3 after Javier & Coleman, 2010; 38.2, 41.2 after Hou & Shouqiang, 2004; 40.1 (left) after Holsinger & Straškraba, 1973; 40.1 (right) after Lowry & Springthorpe, 2005; 40.2 (left) after Notenboom, 1993).

Materials and methods

As a starting point, approximately 300 characters were assembled in a DELTA (Description language for Taxonomy; Dallwitz *et al.*, 2005) database for the 212 families of world amphipods. The database was designed to include all the known families or putative families of marine, freshwater and terrestrial amphipods.

Of the approximately 300 characters assembled, many were autapomorphies and others were symplesiomorphies, that were therefore not available for constructing a phylogenetic tree. After data reduction, the database was reduced to 41 characters that were considered valuable for distinguishing the senticaudate suborders, infraorders, parvorders and families.

An analysis was performed with PAUP version 4.0b8a (Swofford, 2003) using heuristic searches and the criterion of parsimony. For further details of methodology see Myers & Lowry (2003).

The size of the database for world taxa with more than 200 families was considered intractable for a single analysis. It was therefore decided to consider the senticaudate clade only in this analysis. The suborder Coroppiidea (herein infraorder Coroppiida) has already been discussed in a previous paper (Myers & Lowry, 2003). Additional clades will be considered in papers in preparation.

After the final phylogenetic analysis each family was taken through an identification process (Intkey) in the Delta database to world amphipod families to confirm that it could be identified by using the characters and states used in the phylogenetic analysis. This also provided confirmation that the taxon being examined aligned itself with sister taxa as determined in the phylogenetic analysis.

Because the number of characters used in the analysis was low compared with the number of taxa, the precision of the tree is relatively low for terminal relationships. We were not overly concerned with determining the precise sister relationship of each family with any other family in the same superfamily, rather we wished to produce a higher level classification of the senticaudates. Higher classifications have been sadly lacking in the Amphipoda and as a result most listings of amphipods are given in alphabetical order of families. This contribution attempts to redress this for one suborder of Amphipoda.

The terminology for spines and setae follows Watling (1989). The classification of calceolus types follows Lincoln & Hurley (1981). Also we are using terminology more in line with other peracaridan groups. For mouthparts, the inner and outer plates of the maxilla 1 and maxilla 2 are termed the basal endite and ischial endite respectively. Jaume *et al.* (2009) interpret the maxillae plates as coxal and basal endites. This confusion can only be rectified by embryological studies and for the moment we prefer to use a terminology that is consistent between maxillae and maxilliped. We also prefer to retain the terms antenna 1 and antenna 2 instead of antennules and antennae and likewise maxilla 1 and maxilla 2 instead of maxillule and maxilla, simply because we feel these terms are less subject to confusion.

Results

Phylogenetic analysis

All characters were unweighted with the exception of the calceoli types 1 (gammarid), 4 (pontogeneid) and 9 (crangonyctid), each of which was given a weight of 4. These are complex organelles which should have a good index of monophyly and we thus felt justified in giving a weighting factor to these unique characters. The type 5 (Paraleptamphopidae) and type 6 (Gammarellidae) calceoli were not included in the analysis, as each is an autapomorphy in the present analysis.

After carrying out a preliminary phylogenetic analysis of all world families of amphipods using PAUP we concluded that the Amphilochidae, which occupied a basal position in the tree, was the most appropriate taxon to select as an outgroup for the senticaudate analysis. Using an extant taxon has the disadvantage that it will almost always exhibit some apomorphies in the selected characters. Using a real outgroup was nevertheless considered a better alternative than Lundberg rooting which requires subjective decisions on state polarity for each character.

Because the analysis employed an iterative process between Delta, Paup and MacClade, the choice of starting tree was unimportant as long as it was a parsimoniously shortest tree.

The final tree had a length of 500, a CI of 0.60 and an RI of 0.66.

Tree description

The senticaudates are a monophyletic clade defined by the presence of robust setae on the apices of uropods 1–2. The Corophiida have been treated in a previous contribution (Myers & Lowry 2003) and in this analysis were included as an infraorder and not as separate families. However, the full classification of the Corophiida is provided here (Table 1) for completeness and to indicate the small changes in the higher taxa that were necessary in the Corophiida to accommodate the classification for the suborder Senticaudata.

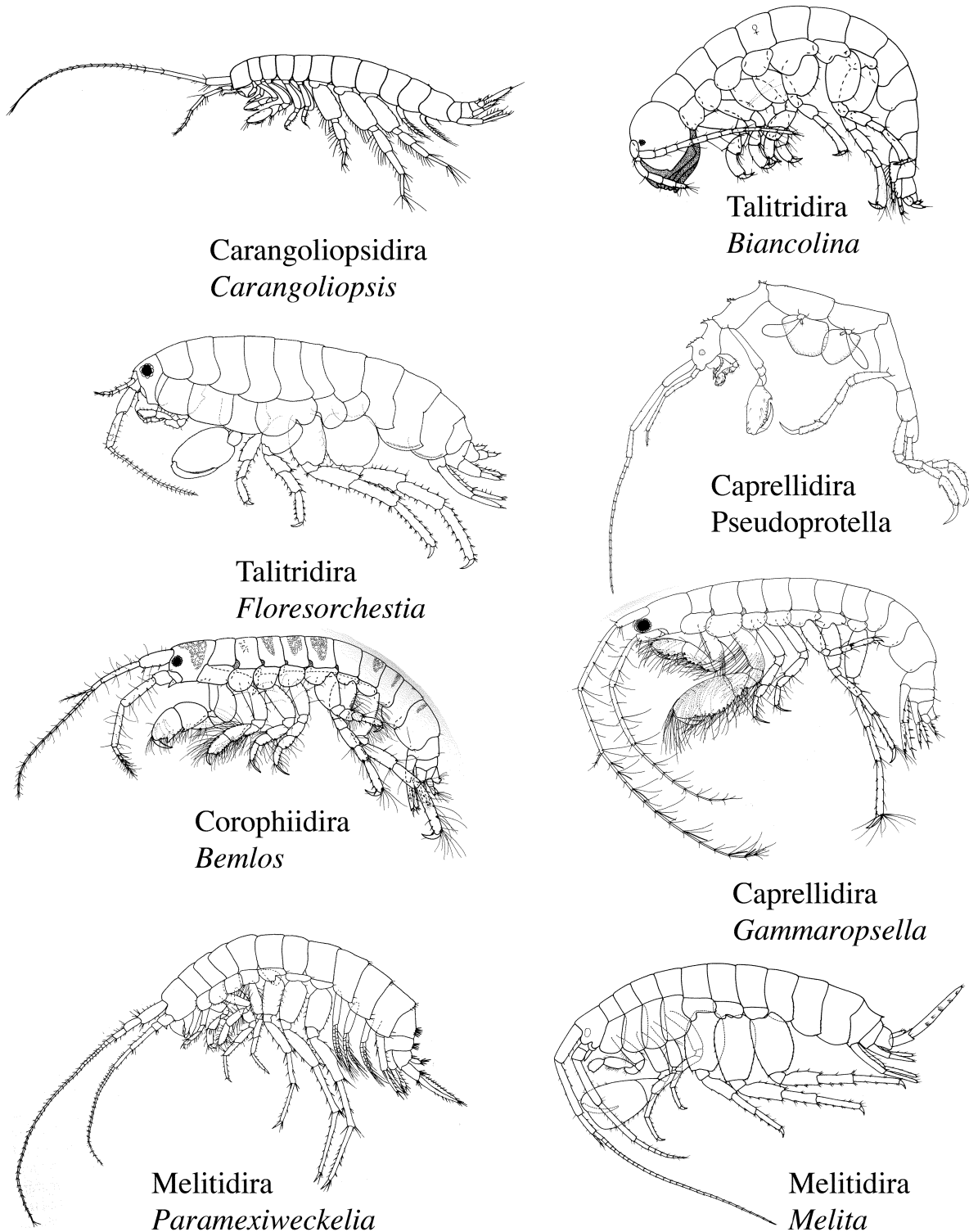
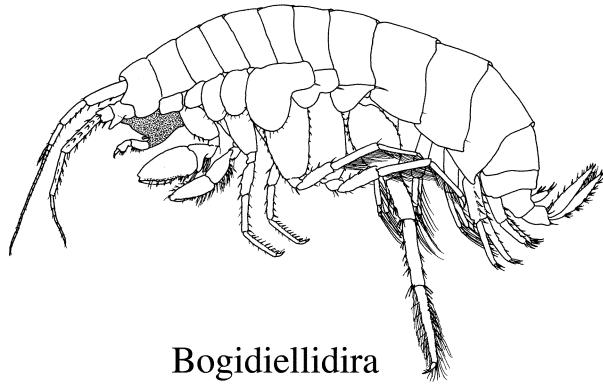
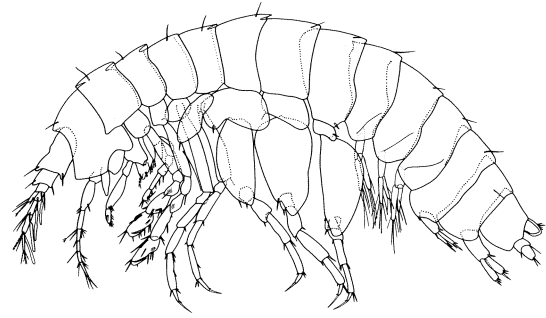


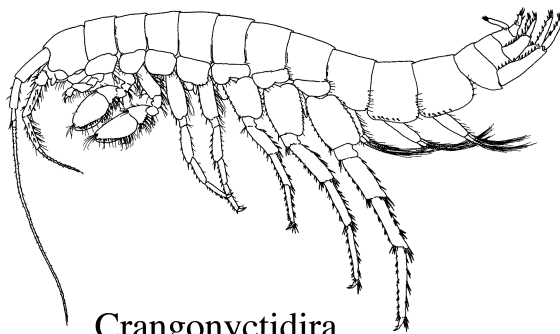
FIGURE 7. Body form in parvorders Carangoliopsidira, Talitridira, Caprellidira, Corophiidira and Melitidira (*Carangoliopsis*, *Melita* after Karaman, 1982; *Floresorchestia* after Lowry & Springthorpe, 2009; *Pseudoprotella* after Krapp-Schickel, 1993; *Bemlos*, *Biancolina*, *Gammaropsella* after Myers, 1995; *Paramexiweckelia* after Holsinger, 1996).



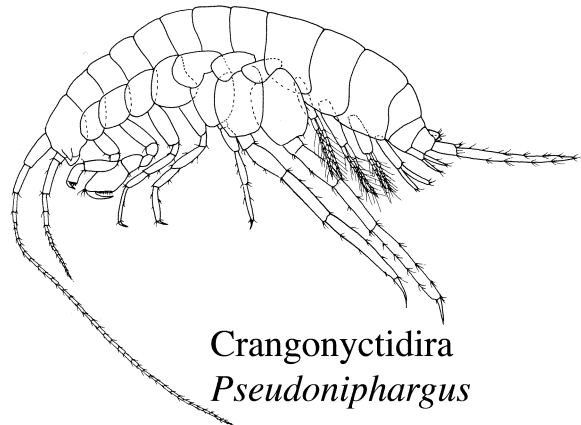
Bogidiellidira
Spelaeogammarus



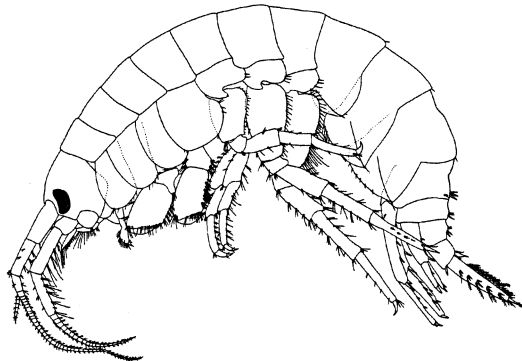
Bogidiellidira
Salentinella



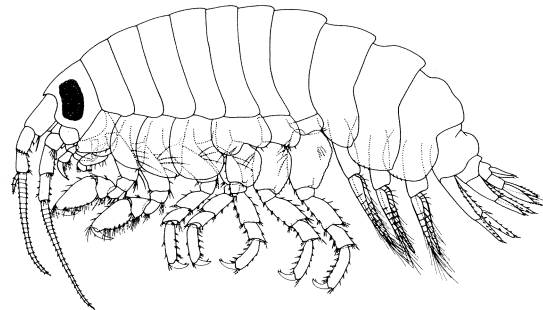
Crangonyctidira
Bactrurus



Crangonyctidira
Pseudoniphargus



Gammaridira
Eogammarus



Gammaridira
Gammarellus

FIGURE 8. Body form in parvorders Bogidiellidira, Crangonyctidira and Gammaridira (*Spelaeogammarus* after Koenemann & Holsinger, 2000; *Salentinella*, *Gammarellus* after Barnard & Barnard, 1983; *Bactrurus* after Koenemann & Holsinger, 2001; *Pseudoniphargus* after Abiari *et al.*, 1999; *Eogammarus* after Tomikawa *et al.*, 2006).

The tree is well resolved into six infraorders: Carangoliopsida, Talitrida, Hadziida, Corophiida, Bogidiellida and Gammarida and eight parvorders: Carangoliopsidira, Talitridira, Corophiidira, Caprelliidira, Melitidira, Bogidiellidira, Crangonyctidira and Gammaridira (Figs 7, 8)

The taxa in the infraorder Carangoliopsida have gnathopod 2 carpus produced along posterior margin of propodus and merus of pereopod 6 significantly longer than that of pereopod 7 and hence, pereopod 6 longer than 7. Another possible synapomorphy is gills restricted to coxae 2–4 (but this state is unknown in Kairosidae). The taxa in the infraorder Talitrida have an apically setose or asetose basal endite of maxilla 1, no oblique setal row on the basal endite of maxilla 2, loss of (or vestigial) mandibular palp, loss of (or vestigial) maxilla 1 palp, loss of an

accessory flagellum, absence of (or vestigial) endopod on uropod 3 (except in Biancolinidae) and presence of curl-tipped setae on the oostegites (except in Caspicolidae). The taxa in the infraorder Bogidiellida have antenna 1 and 2 subequal, coxal gills stalked, gnathopod 1 stouter than gnathopod 2 and an entire telson with robust setae. The taxa in the infraorder Corophiida have a fleshy telson, glandular pereopods 3–4 and gnathopods 1 and 2 of dissimilar size. The taxa in the infraorder Hadziida have gnathopod 2 stouter than gnathopod 1, a pair of small robust setae on urosomite 2 and uropod 1 peduncle with a basofacial robust seta. The taxa in the infraorder Gammarida have a bulbous article 1 on antenna 2. The taxa in the parvorder Gammaridira have an oblique setal row on the maxilla 2 basal endite and, with the exception of Gammaracanthidae, Pachyschesidae and Sensoratoridae, a well developed posteroventral lobe on coxa 4. The taxa in the parvorder Crangonyctidira have an apically setose basal endite on maxilla 1 (except Crymostygiidae, Sandroidae and Giniphargidae) and stalked coxal gills (except Neoniphargidae, Paramelitidae, Perthiidae, Chillagoecidae and Giniphargidae). They also have a unique synapomorphy, a crangonyctid-type 9 calceolus, but this is only present in six of the 19 families. Sternal gills are present in most families but are lacking in, Dussartiellidae, Allocrangonyctidae, Pseudoniphargidae, Austroniphargidae, Sandroidae and Niphargidae.

Tree Discussion

The tree presented here is four steps longer than the shortest tree (shortest tree = 496). Biancolinids were brought to the base of the Talitrida because they have biramous third uropods whereas all other talitridans have either uniramous third uropods or have no rami on the third uropods. Leaving biancolinids more terminally in the clade involved an unacceptably high number of reversals. We feel justified in not choosing the shortest tree for a number of reasons. All trees are based on certain assumptions: a) that the characters selected from the vast number of possible characters are necessarily the most appropriate for revealing ancestor-descendent pathways, b) that the character states have been correctly interpreted and c) that the character states have been correctly polarised. If, as is probable, some of these assumptions are not fully justified, then the shortest tree will not be the most accurate hypothesis of relationships. No amount of statistical testing (jackknife resampling, bootstrap etc. that are essentially phenetic) will justify a flawed determination of synapomorphies (Mooi & Gill 2010), so all cladistic trees, for the reasons given above, are likely to be imperfect. Our tree is a hypothesis, based on a careful analysis of characters and character states, and on the selection of characters that are parsimony informative and do not require an unacceptably high number of steps in the tree (see also Myers & Lowry 2003). Mooi & Gill (2010) have stressed the importance of examining data quality, character distribution and evidence, plotting characters to identify and examine character conflict and weighing evidence for homology. We must also accept that there is no valid reason to assume that evolution is always parsimonious.

There are few absolute synapomorphies in the tree, with exceptions occurring in every clade. This is in accord with the opinion of Browne *et al.* (2007) that the Amphipoda are highly homoplasious. Nevertheless we are confident that a signal can be discerned that allows us to construct a phylogeny for the senticaudate clade.

In the tree (Fig. 9), the Corophiida is a sister to the Hadziida and the Gammarida is a sister to the Bogidiellida. The Corophiida/Hadziida is then a sister to the Gammarida/Bogidiellida. These in turn are a sister to the Talitrida and finally to the Carangoliopsida.

Our preliminary analysis of world amphipod taxa suggests that the Senticaudata are a sister to the 'eucallynophorates' (taxa with uropod 1–2 rami ending acutely and with antennae bearing complex two-field callynophores (Lowry 1986) and that both clades are derived from a basal clade including such taxa as amphiloichids, colomastigids and stenothoids that have the rami of uropods 1–2 ending acutely and no, or at most very simple, monofield callynophores, not considered in Lowry (1986).

In the current tree (Fig. 10), some clades are paraphyletic or based on autapomorphies. Strongly supported clades are the infraorders Gammarida, Bogidiellida, Corophiida and Talitrida, and the parvorders Crangonyctidira, Gammaridira, Corophiidira and Caprelliidira.

In the Talitrida, the loss or near loss of a maxilla 1 palp is a synapomorphy. Curl-tipped setae on the oostegites is a unique synapomorphy for the talitridans but is lacking in the basal taxon, the Caspicolidae. The latter taxon shares with talitridans the loss of an accessory flagellum, apically setose maxilla 1 basal endite, labium lacking inner plates and loss of the endopod on uropod 3. *Biancolina* Della Valle, 1893 has been placed in the Corophiida (Bousfield, 1983). However in our analysis, and that of Serejo (2004), it sits firmly in the Talitrida based on the loss

of palps of mandible and maxilla 1 and the presence of curl-tipped setae on the oostegites. It lacks the fleshy telson of the corophiids.

The bogidiellidans retain a number of plesiomorphic character states such as unswollen article 1 of antenna 2, maxilla 1 basal endite lacking an oblique setal row, no sternal gills and a long uropod 3 endopod. They differ from gammaridans in having antenna 1 and antenna 2 subequal in length and from most gammaridans in having gnathopod 1 stouter than gnathopod 2. In our tree they are basal to the gammaridans.

An important synapomorphy for the Gammarida is the enlarged (swollen) article 1 of antenna 2. Since this is the position of the antennary gland that has a role in osmotic balance one might consider that this adaptation to fresh-water could have developed independently in all freshwater amphipods, however, it does not occur in freshwater bogidiellidans or in freshwater melitidirans.

Within the Gammaridira, the Acanthogammaroidea is composed mainly of taxa from the Caspian basin and Lake Baikal. Exceptions are the Bathyporeidae, and Gammarellidae. These are the only taxa in the Gammaridira to have an unenlarged article 1 on antenna 2, presumably because they are marine.

The Crangonyctidira have as synapomorphies the presence of a minute or absent endopod on uropod 3 (except in Kergueleneolidae), stalked coxal gills (except in Neoniphargidae, Paramelitidae, Perthiidae, Chilagoecidae and Giniphargidae) and a distoventral robust seta on urosomite 1 (absent in Crangonyctidae, Allocrangonyctidae, Pseudoniphargidae, Dussartiellidae, Crymostygiidae and Kergueleniolidae).

In the hadziidiran families, Calliopiidae, Cheirocratidae and most Hornelliidae antenna 1 is shorter than antenna 2 but all other hadziidirans antenna 1 is longer than antenna 2. The calliopiids have traditionally been placed in the Eusiridae, but we do not believe that they have any affinity with that family. In our tree they sit in the Hadziidira next to the pontogeneids.

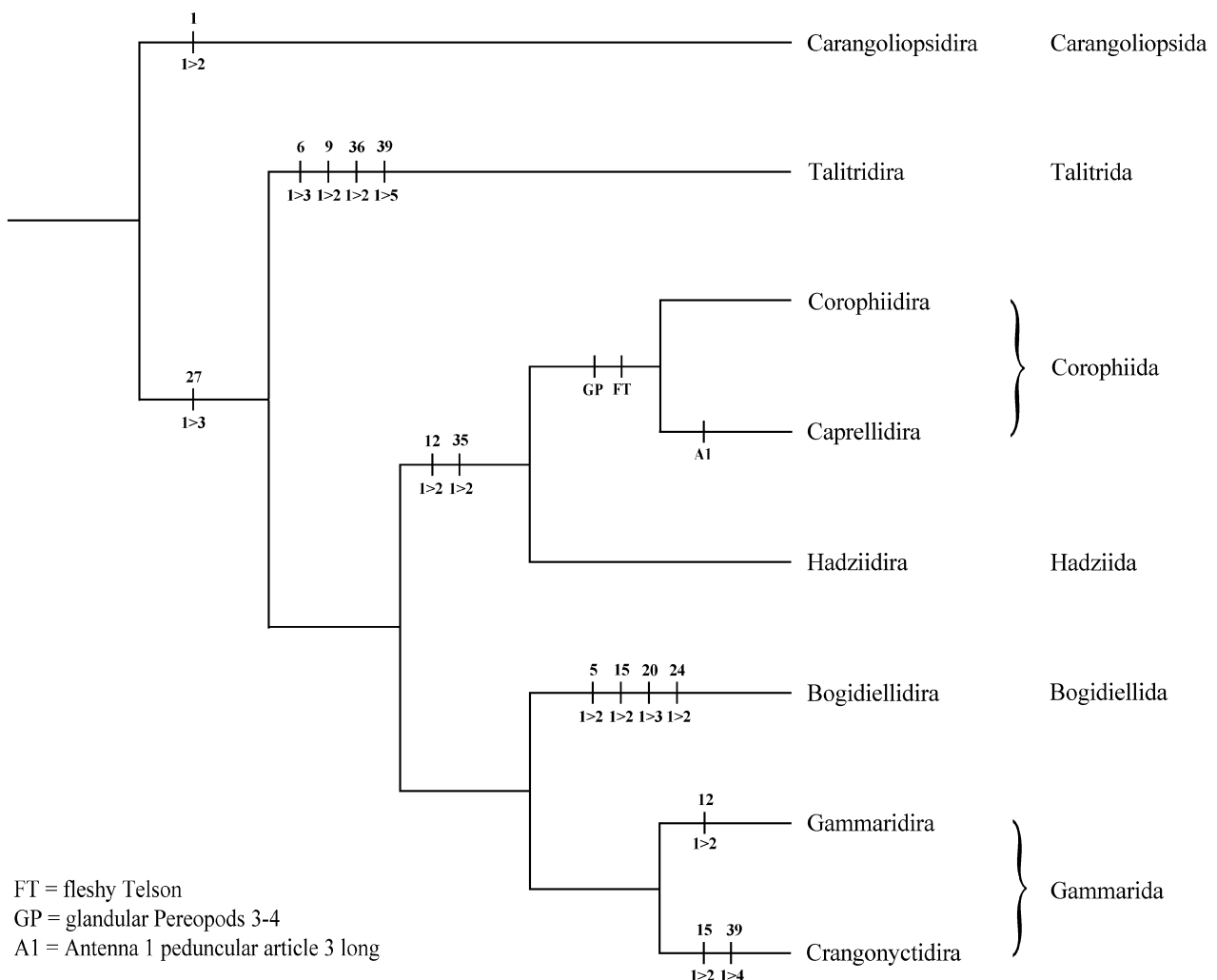


FIGURE 9. Cladogram of relationships of parvorders within the Senticaudata. Cross-lines represent significant synapomorphies with character state transformation.

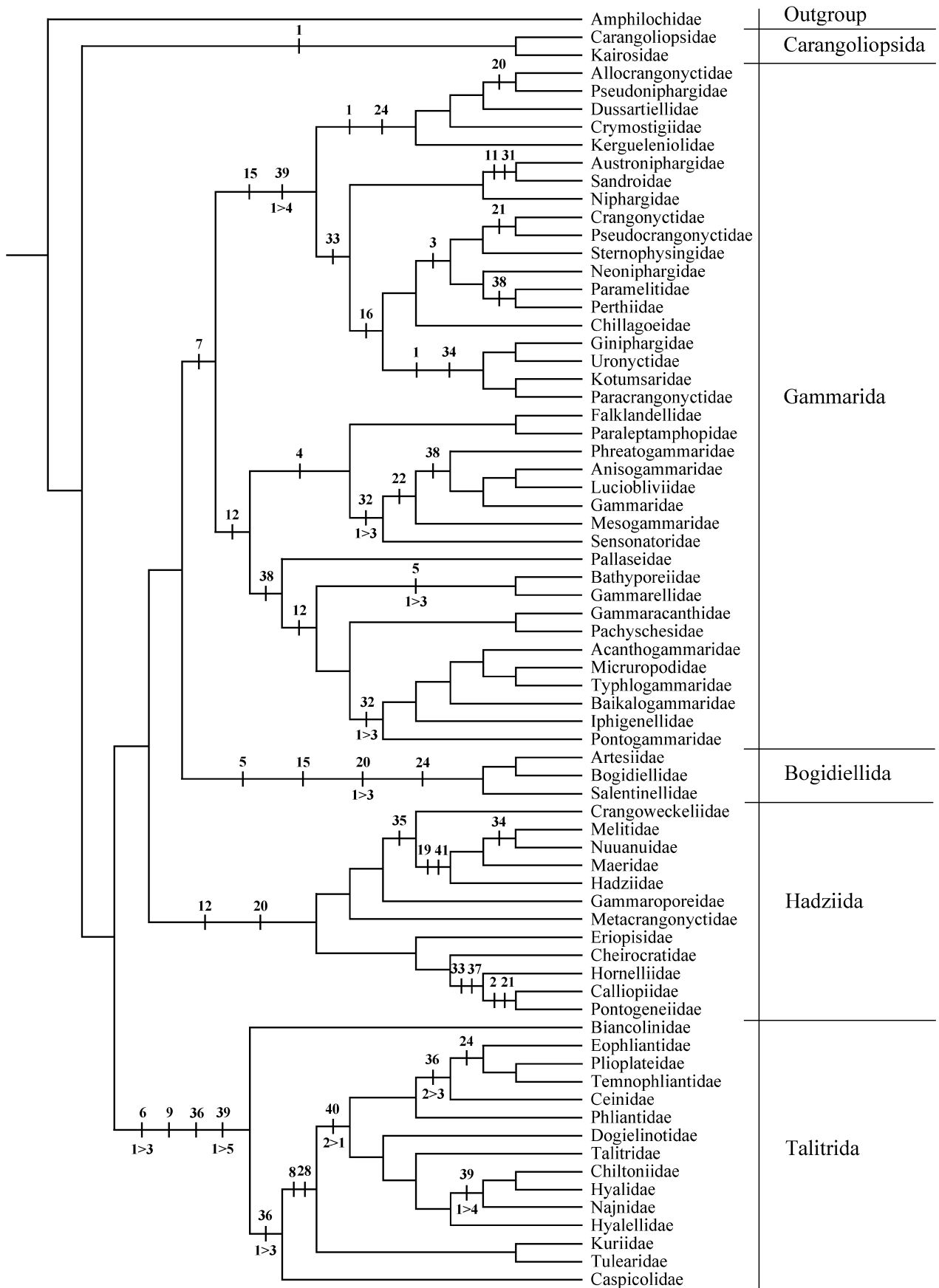


FIGURE 10. Cladogram of relationships of families within the Senticaudata (Coroppiida omitted). Cross-lines represent significant synapomorphies with character state transformation. All transformations are 1>2 unless otherwise stated.

The macrohectopids from Lake Baikal have no robust setae on the apices of uropods 1 and 2 and were excluded from our analysis. However, MacDonald *et al.* (2005) has provided molecular evidence that indicates macrohectopids are part of the micrurupid clade of Lake Baikal. They have become highly modified morphologically in line with their pelagic mode of life.

Sanchoidea are highly derived. We excluded them from our analysis and place them in *incertae sedis*. Iciliidae defy our attempts at analysis and have been omitted from the analysis even though the apical robust setae on uropods 1–2 indicate that they are senticaudates. Behningiellidae are omitted from the analysis due to insufficient knowledge, but we include them in our classification with a question mark.

Classification

We provide here (Table 1) an updated complete classification of the Senticaudata. The new classification necessitates a slight adjustment to the higher level categories of the suborder Corophiidea (now infraorder Corophiida) as published by Myers & Lowry (2003).

TABLE 1. Classification of the Senticaudata subord. nov.

Infraorder Carangoliopsida (2 families)	Superfamily Cheluroidea
Parvorder Carangoliopsidira	Family Cheluridae
Superfamily Carangoliopsoidea	Superfamily Chevalioidea
Family Carangoliopsidae	Family Chevaliidae
Family Kairosidae	Superfamily Corophioidea
Infraorder Talitrida (15 families)	Family Ampithoidae
Parvorder Talitridira	Subfamily Ampithoinae
Superfamily Biancolinoidea	Subfamily Exampithoinae
Family Biancolinidae	Family Corophiidae
Superfamily Caspicoloidea	Subfamily Corophiinae
Family Caspicolidae	Tribe Corophiini
Superfamily Kurioidae	Tribe Haplocheirini
Family Kuriidae	Tribe Paracorophiini
Family Tulearidae	Subfamily Protomedeiinae
Superfamily Talitroidea	Parvorder Caprellidira
Family Ceinidae	Superfamily Aetiopedesoidea
Family Chiltoniidae	Family Aetiopedesidae
Family Dogielinotidae	Family Paragammaropsidae
Family Eophliantidae	Superfamily Caprelloidea
Family Hyalellidae	Family Caprellidae
Family Hyalidae	Subfamily Caprellinae
Subfamily Hyacheliinae	Subfamily Paracercopinae
Subfamily Hyalinae	Subfamily Phtisicinae
Family Najnidae	Family Caprogammaridae
Family Phliantidae	Family Cyamidae
Family Plioplateidae	Family Dulichiidae
Family Talitridae	Family Podoceridae
Family Temnophliantidae	Superfamily Isaeoidea
Infraorder Corophiida (21 families)	Family Isaeidae
Parvorder Corophiidira	Superfamily Microprotopoidea
Superfamily Aoroidea	Family Microprotopidae
Family Aoridae	Superfamily Neomegamphoidea
Family Unciolidae	Family Neomegamphopidae
Subfamily Acuminodeutopinae	Family Priscoimilitariidae
Subfamily Unciolinae	

.....continued on the next page

TABLE 1. (Continued)

Superfamily Photoidea	Superfamily Crangonyctoidea
Family Ischyroceridae	Family Austroniphargidae
Subfamily Bonnierellinae	Family Chillagoeidae
Subfamily Ischyrocerinae	Family Crangonyctidae
Tribe Ischyrocerini	Family Giniphargidae
Tribe Siphonoecetini	Family Kotumsaridae
Family Kamakidae	Family Neoniphargidae
Subfamily Aorchinae	Family Niphargidae
Subfamily Kamakinae	Family Paracrangonyctidae
Family Photidae	Family Paramelitidae
Superfamily Rakirooidea	Family Perthiidae
Family Rakiroidae	Family Pseudocrangonyctidae
Infraorder Hadziida (12 families)	Family Sandroidae
Parvorder Hadziidira	Family Sternophysingidae
Superfamily Hadzioidea	Family Uronyctidae
Family Crangoweckeliidae	Parvorder Gammaridira
Family Eriopisidae	Superfamily Gammaroidea
Family Gammaroporeiidae	Family Acanthogammaridae
Family Hadziidae	Family Anisogammaridae
Family Maeridae	Family Baikalogammaridae
Family Melitidae	Family Bathyporeiidae
Family Metacrangonyctidae	Family Behningiellidae
Family Nuuanuidae	Family Falklandellidae
Superfamily Calliopioidea	Family Gammaracanthidae
Family Calliopiidae	Family Gammarellidae
Family Cheirocratidae	Family Gammaridae
Family Hornelliidae	Family Iphigenellidae
Family Pontogeneiidae	Family Luciobliviidae
Infraorder Bogidiellida (3 families)	Family Macrohectopidae
Parvorder Bogidiellidira	Family Mesogammaridae
Superfamily Bogidielloidea	Family Micruropodidae
Family Artesiidae	Family Pachyschesidae
Family Bogidiellidae	Family Pallaseidae
Family Salentinellidae	Family Paraleptamphopidae
Infraorder Gammarida (40 families)	Family Phreatogammaridae
Parvorder Crangonyctidira	Family Pontogammaridae
Superfamily Allocrangonyctoidea	Family Sensorioridae
Family Allocrangonyctidae	Family Typhlogammaridae
Family Crymostygiidae	<i>Incertae Sedis</i>
Family Dussartiellidae	Family Iciliidae
Family Pseudoniphargidae	Family Sanchoidae
Family Kerguelenioidae	

The Freshwater Senticaudata

Bogidiellidans would have entered freshwaters no later than the Triassic (250 Ma). They were derived from marine ancestors the descendants of which include the marine carangoliopsids and kairosids which lie at the base of the tree of modern senticaudate families. At some period during the existence of Pangaea, gammaridans penetrated into freshwaters including groundwaters. After the rifting of Pangaea at the beginning of the Jurassic (200 Ma), gammaridirans radiated in the surface waters of Laurasia and some, such as the ancestors of the Hadziidae and the Luciobliviidae invaded the hypogean in competition with resident crangonyctidirans. In Gondwana, gammaridirans may have been successful for a while but then went into decline, leaving as their descendants the

relict Falklandellidae, Paraleptamphopidae and Phreatogammaridae. Crangonyctidirans continued to flourish and they now dominate the amphipod fauna worldwide in most groundwater habitats. Relict monotypic crangonyctidiran families include crymostygiids in Iceland and kerguelenioids in Kerguelen.

There have been multiple origins of freshwater amphipods. In addition to the gammaridans, independent colonisation of freshwaters took place by talitridans e.g. *Hyaella* Smith, 1874 and *Floresorchestia* Bousfield, 1984, Hadziidans e.g. *Hadzia* S. Karaman, 1932, *Weckelia* Shoemaker, 1942, *Brachina* Barnard & Williams, 1995 and *Lutriwita* Lowry & Myers, 2012 and corophiidans e.g. *Grandidierella* Coutière, 1904 and *Corophium* Latreille, 1806. It is probable that entry into freshwater has occurred repeatedly in *Floresorchestia* on different land masses, because it is very doubtful that all freshwater *Floresorchestia* are derived from a most recent common ancestor. Outside the senticaudate clade, freshwater 'crawl-outs' are known only from the Seborgiidae (*Seborgia* Bousfield, 1970) and Ingolfiellidea (*Metaingolfiella* Ruffo, 1969).

In Australia there appear to have been at least three origins for the crangonyctidiran fauna. One led to paramelitids, neoniphargids and perthiids, one to chillagooids and another to giniphargids and uronyctids. In Madagascar there have been at least two origins for the crangonyctidiran fauna, dussartiellids on one hand and austroniphargids and sandroids on the other. New Zealand and Patagonian South America have no crangonyctidiran representatives but share ancient gammaridans such as paraleptamphopids and phreatogammarids. In Europe, the niphargids are a sister taxon to the Madagascan families Austroniphargidae and Sandroidae. According to our analysis, the niphargids are relict crangonyctidirans from Pangaea that have survived in Laurasian groundwaters to the present day.

The Carangoliopsida and the origin of the Senticaudata

The Carangoliopsidae and Kairosidae appear to be relict marine families from the early evolution of the senticaudates. *Carangoliopsis* Ledoyer (1970) is known from the Mediterranean. *Kairos* Krapp-Schickel & Müller, 2011 is known from Bora Bora in Polynesia. This represents a Tethyan distribution. Modern gammaridirans are distributed in both hemispheres, so their ancestors must have been distributed across Pangaea. We would place the origins of the senticaudates at the latest at 250 Ma (Triassic). An explosive radiation of gammaridirans probably took place in Laurasia during the Cretaceous–Tertiary (after the breakup of Pangaea). During this time, crangonyctidirans continued to radiate in Gondwana fragments. The great baikalian radiations of gammaridirans probably started about 72 Ma (late Cretaceous), when a series of shallow lakes occurred in the Baikal basin (MacDonald *et al.* 2005), facilitating allopatry. These later joined to become a permanent lake about 27 Ma. It became substantially deepened and cold about 3 Ma (MacDonald *et al.* 2005). The rate of evolutionary change has probably been much slower in groundwaters than in surface lakes due to the relatively stable ecology of subterranean waters over geological time scales.

The phylogenetic position of the Falklandellidae

The phylogenetic position of the Falklandellidae has been considered as equivocal. *Falklandella* has been placed in the Crangonyctoidea (Bousfield 1977, 1982a; Barnard & Barnard 1983 and Williams & Barnard 1988) and in the Eusiroidea (Bousfield & Shih 1994), but the problem with these allocations is the presence of gammarid-type (type 1) calceoli. Stock & Platvoet (1991) concluded either that the structure of the calceoli is not, as believed by Stapleton *et al.* (1988) diagnostic, or that the structure of the sternal and coxal gills, the shortened uropod 3 and the posterolobate coxa of pereopods 5–6 of falklandellids are convergences and falklandellids are 'aberrant' gammarids. In our analysis falklandellids are aligned at the base of the gammaridirans. In general, crangonyctidirans have maxilla 1 basal endite setose apically whereas most gammaridirans and falklandellids have the endite setose along the posterior margin; maxilla 2 basal endite lacks an oblique setal row in most crangonyctidirans, but it is present in most gammaridirans and falklandellids; most crangonyctidirans have the endopodite of uropod 3 minute or absent, whereas most gammaridirans and falklandellids have a well developed endopod; almost all crangonyctidirans have robust setae on the telson whereas many gammaridirans and falklandellids do not. We conclude that the Falklandellidae are relict (from Pangaea) gammaridirans and that gammaridirans radiated in Laurasia but became almost extinct in Gondwana perhaps due to competition with

crangonyctidirans. The Falklandellidae is the only known family of amphipods to possess the combination of gammarid type 1calceoli with sternal gills. In our tree, falklandellids and paraleptamphopids are sister taxa and the biogeographic link between New Zealand and Patagonian South America is supported by the presence in both areas of paraleptamphopids as well as of phreatogammarids.

The Hadziidae

The hadziids are a clade of freshwater amphipods with a limited global distribution. Morphologically they are scarcely separable from the Maeridae that are a worldwide marine group. The main distinguishing characters of the Hadziidae are the double row of robust setae along the palm of gnathopod 1 and 2 that are not present in maerids and the absence of a posteroventral lobe on coxa 4, present in maerids.

The phylogenetic position of Pseudingolfiellidae

The genus *Pseudingolfiella* Noodt, 1965 does not possess apical robust setae on uropods 1–2. This would preclude it from the senticaudate clade, unless the lack represents loss. We have not been able to find any strong synapomorphies linking *Pseudingolfiella* with the senticaudate clade members. On the contrary, the reduced pleopods, lack of epimera and plesosome-like urosome all suggest that the monotypic Pseudingolfiellidae Lowry & Myers, 2012 is closely related to ingolfiellids. The pseudingolfiellids differ from other ingolfiellideans in the subchelate gnathopods and from some ingolfiellideans in the fully sessile eyes.

The Callynophore

The callynophore (Lowry 1986) is a character developed in the earliest amphipods. At its simplest it consists of an unordered bunch of aesthetascs on antenna 1, probably derived from the fusion of many flagellar articles. At its most complex it consists of complex rows of aesthetascs ordered into fields. This latter complex ‘eucallynophore’ is a synapomorphy for a large group of amphipods that will be considered in a future publication. The simple callynophore (found in the outgroup Amphilochidae) is a plesiomorphy that is expressed within the Senticaudata by the Phliantioidea but is lost in more derived senticaudates.

Diagnostic descriptions

The bold-italic parts are diagnostic descriptions, generated with the aid of Intkey (Dallwitz 2005). They distinguish each taxon in at least two respects from every other taxon. Diagnostic characters include some autapomorphies that being parsimony uninformative were not used in the analysis.

Order Amphipoda Latreille, 1816

Suborder Senticaudata nov.

Diagnosis. Antenna 1 without complex callynophore. Antenna 2 without brush setae or elongate flagellum in male. Uropods 1 and 2 with apical robust setae.

Included infraorders. Carangoliopsida Bousfield, 1977 **stat. nov.**; Talitrida Rafinesque, 1815 (Serejo, 2004); Hadziida S. Karaman, 1943 **stat. nov.**; Corophiida Leach, 1814 (Myers & Lowry, 2003); Bogidiellida Hertzog, 1936 **stat. nov.**; Gammarida Latreille, 1802 **stat. nov.**

Infraorder Carangoliopsida Bousfield, 1977 stat. nov.

Diagnosis. Gnathopod 2 carpus produced along posterior margin. Pereopod 6 propodus and merus significantly longer than that of pereopod 7. Pereopod 6 longer than 7.

Parvorder Carangoliopsidira nov.

Diagnosis. As for infraorder.

Included superfamilies. Carangoliopsoidea Bousfield, 1977 stat. nov.

Superfamily Carangoliopsoidea Bousfield, 1977 stat. nov.

Diagnosis. As for parvorder.

Included families. Carangoliopsidae Bousfield, 1977; Kairosidae fam. nov.

Carangoliopsidae Bousfield, 1977

Type genus. *Carangoliopsis* Ledoyer, 1970.

Diagnostic description. Body subcylindrical. Eyes absent. Antennae 1–2 calceoli absent. *Antenna 1* longer than antenna 2; *peduncular article 1 shorter than article 2*; article 2 longer than article 3; article 3 shorter than article 1; peduncular articles 1–2 not geniculate; accessory flagellum minute. Antenna 2 peduncular article 1 not enlarged. Mandible molar triturative; palp symmetrical. Maxilla 1 basal endite apically setose; palps symmetrical. Maxilla 2 basal endite without oblique setal row. Labium inner lobes present. Coxal gills on pereopods 2–4, not stalked; sternal gills absent; sternal blisters absent; oostegites fringing setae simple. Gnathopod 1 subchelate; smaller (or weaker) than gnathopod 2; propodus palm without robust setae along palmar margin. Gnathopod 2 subchelate; dissimilar in males and females (sexually dimorphic); carpus slightly produced along posterior margin of propodus (lobate). Pereopods 3–4 not sexually dimorphic. Pereopod 4 without posteroventral lobe. Pereopod 5 shorter than pereopod 6; coxa with large anteroventral lobe. Pereopod 7 longer than pereopod 5. Pleonites 1–3 without dorsal carinae. Urosomites 1–3 free; without slender or robust dorsal setae. Urosomite 1 without large distoventral robust seta. Urosomite 2 without dorsal setae. *Uropod 1 with 1 or 2 with basofacial robust setae*. Uropod 3 not sexually dimorphic; biramous, without plumose setae; *endopod minute*. *Telson moderately cleft*.

Habitat. Marine, interstitial.

Included genera. *Carangoliopsis* Ledoyer, 1970.

Distribution. Mediterranean.

Kairosidae fam. nov.

Type genus. *Kairos* Krapp-Schickel & Müller, 2011.

Diagnostic description. Body laterally compressed. Eyes well developed, round. Antennae 1–2 calceoli absent. Antenna 1 longer than antenna 2; peduncular article 1 subequal to article 2; article 2 longer than article 3; article 3 shorter than article 1; peduncular articles 1–2 not geniculate. Antenna 2 peduncular article 1 not enlarged. Mandible molar triturative; palp symmetrical. Maxilla 1 basal endite apically setose; palps symmetrical. Maxilla 2 basal endite without oblique setal row. Labium inner lobes present. Coxal gills number and sequence [not known], not stalked; sternal gills absent; sternal blisters absent; oostegites fringing setae simple. Gnathopod 1 subchelate; smaller (or weaker) than gnathopod 2; propodus palm without robust setae along palmar margin. Gnathopod 2 subchelate; similar in males and females (not sexually dimorphic); carpus slightly produced along posterior margin of propodus. Pereopods 3–4 not sexually dimorphic. Pereopod 4 without posteroventral lobe. Pereopod 5 coxa with small anteroventral lobe. Pleonites 1–3 without dorsal carinae. *Urosomites 1–2 coalesced, 3 free*; without slender or robust dorsal setae. Urosomite 1 without large distoventral robust seta. Urosomite 2 without dorsal setae. Uropod 1 without basofacial robust setae. Uropod 3 biramous, without plumose setae; endopod minute. *Telson deeply cleft*; dorsal or lateral robust setae absent; apical robust setae absent.

Remarks. Kairosids are similar to the endemic Mediterranean carangoliopsids. However, carangoliopsids are subcylindrical amphipods with very small, discontinuous coxae, with gnathopod 2 dissimilar in form between males and females, with the carpus of gnathopod 1 shorter than the propodus, with well developed dactyli on the pereopods, with a relatively short merus on pereopod 3 and 4, with non-coalesced urosomites, with styliform rami on uropods 1 and with a basofacial robust seta on the peduncle of uropod 1.

Habitat. Marine, epigeal.

Included genera. *Kairos* Krapp-Schickel & Müller, 2011.

Distribution. Society Islands.

Infraorder Talitrida Rafinesque, 1815 (Serejo 2004)

Diagnosis. Antenna 1 accessory flagellum absent. Mandibular palp vestigial or absent. Maxilla 1 basal endite apically setose or aetose; palp vestigial or absent. Maxilla 2 basal endite without apical setal row. Oostegites with curl-tipped setae straight. Uropod 3 rami biramous, vestigial or absent.

Parvorder Talitridira Rafinesque, 1815 stat. nov.

Diagnosis. As for Infraorder.

Included superfamilies. Biancolinoidea J.L. Barnard, 1972b; Caspicoloidea Birstein, 1945; Talitroidea Rafinesque, 1815.

Superfamily Biancolinoidea J.L. Barnard, 1972b stat. nov.

Diagnosis. Oostegites setae curl-tipped. Uropod 3 biramous.

Included family. Biancolinidae J.L. Barnard, 1972b.

Biancolinidae J.L. Barnard, 1972b

Type genus. *Biancolina* Della Valle, 1893.

Diagnostic description. *Body subcylindrical.* Eyes well developed, round. Antennae 1–2 calceoli absent. *Antenna 1 shorter than or subequal in length to antenna 2;* peduncular article 1 subequal or longer than article 2; article 2 longer than article 3; article 3 subequal to article 1; peduncular articles 1–2 not geniculate; *accessory flagellum absent. Antennae 1–2 calceoli absent.* Antenna 2 peduncular article 1 not enlarged. Mandible reduced or absent; palp absent. Maxilla 1 basal endite apically setose; palp absent. Maxilla 2 basal endite without oblique setal row. Coxal gills [not known]; sternal gills absent; sternal blisters absent; oostegites fringing setae curl-tipped. Gnathopod 1 parachelate; similar in size to gnathopod 2; propodus palm without robust setae along palmar margin. Gnathopod 2 parachelate; dissimilar in males and females (sexually dimorphic); carpus not produced along posterior margin of propodus, projecting between merus and propodus. Pereopods 3–4 not sexually dimorphic. Pereopod 4 without posteroventral lobe. Pereopod 5 shorter than pereopod 6; coxa with posterodorsal lobe. Pereopod 7 longer than pereopod 5. Pleonites 1–3 without dorsal carinae. Urosomites 1–3 free; without slender or robust dorsal setae. Urosomite 1 without large distoventral robust seta. Urosomite 2 without dorsal setae. Uropod 1 without basofacial robust setae. *Uropod 3* not sexually dimorphic; *biramous*; endopod shorter than exopod or subequal to exopod. Telson weakly cleft or entire; dorsal or lateral robust setae absent; apical robust setae absent.

Habitat. Marine, epigeal.

Included genera. *Biancolina* Della Valle, 1893.

Distribution. Widespread in warm-temperate and tropical seas (not Indian Ocean).

Superfamily Caspicoloidea Birstein, 1945 stat. nov.

Diagnosis. Mandibular palp present. Pereopod 5 coxa equilobate. Oostegites with straight-tipped setae.

Included families. Caspicolidae Birstein, 1945.

Caspicolidae Birstein, 1945

Type genus. *Caspicola* Derzhavin, 1945.

Diagnostic description. Body laterally compressed. Eyes well developed, round. Antennae 1–2 calceoli absent. *Antenna 1* subequal in length to antenna 2, or longer than antenna 2; peduncular article 1 longer than article 2; article 2 subequal to, or longer than article 3; article 3 shorter than article 1; peduncular articles 1–2 not geniculate; *accessory flagellum absent*. Antenna 2 peduncular article 1 not enlarged. *Mandible* reduced or absent; *palp symmetrical*. Maxilla 1 inner plate apically setose; palp symmetrical. Coxal gills number and sequence not known, not stalked; sternal gills absent; sternal blisters absent; oostegites fringing setae simple. Gnathopod 1 chelate; smaller (or weaker) than gnathopod 2; propodus palm without robust setae along palmar margin. Gnathopod 2 chelate; dissimilar in males and females (sexually dimorphic); carpus not produced along posterior margin of propodus, projecting between merus and carpus. Pereopods 3–4 not sexually dimorphic. Pereopods 3–4 not sexually dimorphic. Pereopod 4 without posteroventral lobe. Pereopod 5 shorter than pereopod 6; coxa with large anteroventral lobe. Pereopod 7 longer than pereopod 5. Pleonites 1–3 without dorsal carinae. Urosomites 1–3 free; without slender or robust dorsal setae. *Urosomite 1 without large distoventral robust seta*. Urosomite 2 without dorsal setae. Uropod 1 without basofacial robust seta (robust or simple). *Uropod 3* not sexually dimorphic; *uniramous*, without plumose setae. *Telson deeply cleft*; dorsal or lateral robust setae absent; apical robust setae present.

Habitat. Freshwater, epigean.

Included genera. *Caspicola* Birstein, 1945.

Distribution. Caspian Sea.

Superfamily Kuriioidea J.L. Barnard, 1964 (Serejo 2004)

Diagnosis. Gnathopod 2 not sexually dimorphic. Pereopods 5 and 7 subequal in length. Uropod 3 uniramous. Telson deeply cleft.

Included families. Kuriidae J.L. Barnard, 1964; Tulearidae Ledoyer, 1979.

Kuriidae J.L. Barnard, 1964

Type genus. *Kuria* Walker & Scott, 1903.

Diagnostic description. Body laterally compressed. Eyes well developed, ovoid. Antennae 1–2 calceoli absent. Antenna 1 subequal in length to, or slightly longer than antenna 2; peduncular article 1 longer than article 2; article 2 longer than article 3; article 3 shorter than article 1; peduncular articles 1–2 not geniculate; *accessory flagellum absent*. Antenna 2 peduncular article 1 not enlarged. Mandible molar triturative; palp absent. Maxilla 1 basal endite apically setose; palps symmetrical. Maxilla 2 basal endite without oblique setal row. Labium inner lobes vestigial or absent. Coxal gills on pereopods 2–6, not stalked; sternal gills absent; sternal blisters absent; *oostegites fringing setae curl-tipped*. *Gnathopod 1 similar in size to gnathopod 2*; propodus palm without robust setae along palmar margin. Gnathopod 2 dissimilar in males and females (sexually dimorphic); carpus not produced along posterior margin of propodus, projecting between merus and propodus. Pereopods 3–4 not sexually dimorphic. Pereopod 4 with well developed posteroventral lobe. Pereopod 5 shorter than or subequal in length to pereopod 6; coxa equilobate or with large anteroventral lobe. Pereopod 7 subequal in length to, or longer than pereopod 5. Pleonites 1–3 without dorsal carinae. Urosomites 1–3 free or 1–3 coalesced; without slender or robust dorsal setae. Urosomite 1 without large distoventral robust seta. Urosomite 2 without dorsal setae. Uropod 1

without basofacial robust setae. *Uropod 3* not sexually dimorphic; *uniramous*, without plumose setae. *Telson deeply cleft*; dorsal or lateral robust setae absent; apical robust setae absent.

Habitat. Marine, epigean.

Included genera. *Kuria* Walker & Scott, 1903; *Micropythia* Krapp-Schickel, 1976.

Distribution. Mediterranean Sea, Arabian Sea.

Tulearidae Ledoyer, 1979

Type genus. *Tulearus* Ledoyer, 1979.

Diagnostic description. Body laterally compressed. Eyes well developed, round. Antennae 1–2 calceoli absent. Antenna 1 subequal in length to, or longer than antenna 2; peduncular article 1 longer than article 2; article 2 longer than article 3; article 3 shorter than article 1; peduncular articles 1–2 not geniculate; accessory flagellum absent. Antenna 2 peduncular article 1 not enlarged. Mandible molar reduced or absent; palp absent. Maxilla 1 palps symmetrical. Coxal gills [not known]; sternal gills absent; sternal blisters absent; oostegites fringing setae simple. Gnathopod 1 subchelate; dissimilar in males and females (sexually dimorphic); smaller (or weaker) than gnathopod 2; propodus palm without robust setae along palmar margin. Gnathopod 2 subchelate; dissimilar in males and females (sexually dimorphic); carpus not produced along posterior margin of propodus, projecting between merus and propodus. Pereopods 3–4 not sexually dimorphic. Pereopod 4 with well developed posteroventral lobe. *Pereopod 5* subequal in length to pereopod 6; *coxa without lobes*. Pereopod 7 subequal in length to pereopod 5. Pleonites 1–3 without dorsal carinae. Urosomites 1–3 free; without slender or robust dorsal setae. Urosomite 1 without large distoventral robust seta. Urosomite 2 without dorsal setae. Uropod 1 without basofacial robust setae. *Uropod 3* not sexually dimorphic; *uniramous*. *Telson weakly cleft*; dorsal or lateral robust setae absent; apical robust setae present.

Habitat. Marine, epigean.

Included genera. *Tulearus* Ledoyer, 1979.

Distribution. Madagascar.

Superfamily Talitroidea Rafinesque, 1815 (Bulycheva 1957)

Diagnosis. Mandibular palp vestigial or absent. Oostegites with curl-tipped setae. Telson entire or notched.

Included families. Ceinidae J.L. Barnard, 1972a; Chiltoniidae J.L. Barnard, 1972b; Dogielinotidae Gurjanova, 1953; Eophliantidae Sheard, 1936; Hyalidae Bulycheva, 1957; Najnidae J.L. Barnard, 1972b; Phliantidae Stebbing, 1899b; Pleioplateidae J.L. Barnard, 1978; Talitridae Rafinesque, 1815; Temnophliidae Griffiths, 1975.

Ceinidae J.L. Barnard, 1972a

Type genus. *Ceina* Della Valle, 1893.

Diagnostic description. *Body laterally compressed*. Eyes well developed, round or ovoid. Antennae 1–2 calceoli absent. Antenna 1 shorter than, subequal in length to, or longer than antenna 2; peduncular article 1 longer than article 2; article 2 subequal to or longer than article 3; article 3 shorter than article 1; peduncular articles 1–2 not geniculate; accessory flagellum absent. Antenna 2 peduncular article 1 not enlarged. Mandible molar triturative, non-triturative or a tiny triturating patch; palp absent. Maxilla 1 basal endite apically setose; palp present or absent, if present symmetrical. Maxilla 2 basal endite without oblique setal row. Labium inner lobes vestigial or absent. Coxa gills not stalked, not stalked; *sternal gills absent*; sternal blisters absent; oostegites fringing setae simple. *Gnathopod 1* subchelate; *similar in males and females (not sexually dimorphic)*; smaller (or weaker) than or similar in size to gnathopod 2; propodus palm without robust setae along palmar margin. Gnathopod 2 subchelate; similar or dissimilar in males and females (sexually dimorphic or not); carpus not produced along posterior margin of propodus, projecting between merus and propodus. Pereopods 3–4 not sexually dimorphic. Pereopod 4 with well developed posteroventral lobe. Pereopod 5 shorter than pereopod 6; coxa with

posteroventral lobe or with posterodorsal lobe or with large anteroventral lobe. Pereopod 7 longer than pereopod 5. Pleonites 1–3 each with dorsal carina or carinae or without dorsal carinae. Urosomites 1–3 free; without slender or robust dorsal setae. Urosomite 1 without large distoventral robust seta. Urosomite 2 without dorsal setae. Uropod 1 without basofacial robust setae. **Uropod 3** not sexually dimorphic; **rami absent**. Telson moderately cleft, weakly cleft or entire; dorsal or lateral robust setae absent; apical robust setae absent.

Habitat. Marine, epigeal.

Included genera. *Ceina* Della Valle, 1893; *Taihape* J.L. Barnard, 1972b; *Waitomo* J.L. Barnard, 1972b.

Distribution. Philippines, Australia, New Zealand, South America.

Chiltoniidae J.L. Barnard, 1972b

Type genus. *Chiltonia* Stebbing, 1899b.

Diagnostic description. Body laterally compressed. Eyes well developed or absent, if present then round or subrectangular. Antennae 1–2 calceoli absent. Antenna 1 subequal in length to, or slightly longer than antenna 2; peduncular article 1 longer than article 2; article 2 subequal to article 3; article 3 shorter than article 1; peduncular articles 1–2 not geniculate; accessory flagellum absent. Antenna 2 peduncular article 1 enlarged, bulbous. Mandible molar triturative; palp absent. **Maxilla 1** basal endite apically setose; **palp absent**. Maxilla 2 basal endite without oblique setal row. Labium inner lobes vestigial or absent. Coxal gills on pereopods 2–7, not stalked; sternal gills present or sternal gills absent, simple; sternal blisters absent; oostegites fringing setae simple. Gnathopod 1 subchelate; dissimilar in males and females (sexually dimorphic); smaller (or weaker) than or similar in size to gnathopod 2; propodus palm without robust setae along palmar margin. **Gnathopod 2** subchelate; **dissimilar in males and females (sexually dimorphic)**; **carpus not produced along posterior margin of propodus, projecting between merus and propodus**. Pereopods 3–4 not sexually dimorphic. Pereopod 4 with or with small posteroventral lobe. **Pereopod 5** shorter than or subequal in length to pereopod 6; **coxa equilobate or with posteroventral lobe**. Pereopod 7 longer than pereopod 5. Pleonites 1–3 without dorsal carinae. Urosomites 1–3 free; without slender or robust dorsal setae. Urosomite 1 without large distoventral robust seta. Urosomite 2 without dorsal setae. Uropod 1 without basofacial robust setae. Uropod 3 not sexually dimorphic; uniramous or rami absent, without plumose setae. Telson emarginate or entire; dorsal or lateral robust setae absent; apical robust setae absent.

Included genera. *Afrochiltonia* K.H. Barnard, 1955; *Arabunnachiltonia* King, 2009; *Austrochiltonia* Hurley, 1958; *Chiltonia* Stebbing, 1899b; *Phreatochiltonia* Zeidler, 1991; *Scutachiltonia* King, 2012; *Stygochiltonia* King, 2012; *Wangiannachiltonia* King, 2009; *Yilgarniella* King, 2012.

Habitat. Freshwater, epigeal and hypogean.

Remarks. The most significant differences between chiltoniids and ceinids appears to be the swollen first article on the peduncle of antenna 2 and the second gnathopods which are dissimilar between males and females in chiltoniids, but similar in ceinids.

Distribution. Australia, New Zealand, South Africa.

Dogielinotidae Gurjanova, 1953

Type genus. *Dogielinotus* Gurjanova, 1953

Diagnostic description. Body laterally compressed. Eyes well developed, round, ovoid or subrectangular. Antennae 1–2 calceoli absent. **Antenna 1 shorter than, subequal in length to, or longer than antenna 2**; peduncular article 1 subequal to, or longer than article 2; article 2 subequal to, or longer than article 3; article 3 shorter than or subequal to article 1; peduncular articles 1–2 not geniculate; accessory flagellum absent. Antenna 2 peduncular article 1 not enlarged or enlarged, bulbous. **Mandible** molar triturative; **palp absent**. Maxilla 1 basal endite apically setose; palp present or absent, if present symmetrical. Maxilla 2 basal endite without oblique setal row. Labium inner lobes vestigial or absent. Coxal gills on pereopods 2–6 or pereonites 2–7, not stalked; sternal gills present or sternal gills absent, simple; sternal blisters absent; oostegites fringing setae simple or fringing setae curl-tipped. Gnathopod 1 subchelate; similar in males and females (not sexually dimorphic); smaller (or weaker) than or similar in size to gnathopod 2; propodus palm without robust setae along palmar margin. **Gnathopod 2**

subchelate; dissimilar in males and females (sexually dimorphic); *carpus strongly produced or slightly produced along posterior margin of propodus*. Pereopods 3–4 not sexually dimorphic. Pereopod 4 with well developed posteroventral lobe or with small posteroventral lobe. Pereopod 5 shorter than pereopod 6; coxa equilobate or with posteroventral lobe. Pereopod 7 longer than pereopod 5. Pleonites 1–3 each with or without dorsal carinae. *Urosomites 1–3 free*; without slender or robust dorsal setae. Urosomite 1 without large distoventral robust seta. Urosomite 2 without dorsal setae. Uropod 1 without basofacial robust setae. *Uropod 3* not sexually dimorphic; *uniramous*, without plumose setae. *Telson weakly cleft, emarginate or entire*; dorsal or lateral robust setae absent; apical robust setae present or absent.

Habitat. Marine, epifaunal.

Included genera. *Allorchestes* Dana, 1849; *Dogielinoides* Bousfield, 1982c; *Dogielinotus* Gurjanova, 1953; *Eohaustorioides* Bousfield, 1982c; *Exhyaella* Stebbing, 1917; *Haustorioides* Oldevig, 1958; ? *Insula* Kunkel, 1910; *Marinohyaella* Lazo-Wasem & Gable, 2001; *Parhyaella* Kunkel, 1910; *Probosciniotus* Bousfield, 1982c.

Distribution. Widespread in both hemispheres.

Remarks. Serejo (2004) divided the dogielinotids into three subfamilies: Dogielinotinae; Hyalellinae and Najninae. Based on our analysis each of the subfamilies is restored to family level.

Eophliantidae Sheard, 1936

Type genus. *Eophliantis* Sheard, 1936

Diagnostic description. *Body subcylindrical*. Eyes well developed, round or ovoid. Antennae 1–2 calceoli absent. *Antenna 1* shorter than, subequal in length to, or longer than antenna 2; peduncular article 1 shorter than or subequal to article 2; article 2 subequal to or longer than article 3; *article 3 subequal to, or longer than article 1*; peduncular articles 1–2 not geniculate; accessory flagellum absent. *Antenna 2 peduncular article 1 not enlarged*. Mandible molar present, reduced or absent, if present then non-triturative or with tiny triturating patch; palp symmetrical or absent. Maxilla 1 basal endite apically setose; palp present or absent, symmetrical. Coxal gills [not known]; sternal gills absent; sternal blisters absent; oostegites fringing setae simple. Gnathopod 1 subchelate or parachelate; similar in size to gnathopod 2; propodus palm without robust setae along palmar margin. Gnathopod 2 subchelate or parachelate; dissimilar in males and females (sexually dimorphic) carpus not produced along posterior margin of propodus, projecting between merus and propodus. Pereopods 3–4 not sexually dimorphic. Pereopod 4 without posteroventral lobe. Pereopod 5 shorter than pereopod 6; coxa with large anteroventral lobe. Pereopod 7 longer than pereopod 5. Pleonites 1–3 without dorsal carinae. Urosomites 1–3 free or 1 free, 2–3 coalesced; without slender or robust dorsal setae. Urosomite 1 without large distoventral robust seta. Urosomite 2 without dorsal setae. Uropod 1 without basofacial robust setae. *Uropod 3* not sexually dimorphic; *rami absent*. Telson deeply cleft or entire; dorsal or lateral robust setae absent; apical robust setae absent.

Habitat. Marine, epigeal.

Included genera. *Bircenna* Chilton, 1884; *Ceinina* Stephensen, 1933b; *Cylindrylloides* Nicholls, 1938; *Eophliantis* Sheard, 1936; *Lignophliantis* J.L. Barnard, 1969b; *Wandelia* Chevreux, 1906a.

Distribution. Widespread in both hemispheres.

Hyalellidae Bulycheva, 1957

Type genus. *Hyalella* S.I. Smith, 1874.

Diagnostic description. Body laterally compressed. Eyes well developed or absent, if present then round or ovoid. Antennae 1–2 calceoli absent. Antenna 1 shorter than, subequal in length to, or longer than antenna 2; peduncular article 1 longer than article 2; article 2 subequal to or longer than article 3; article 3 shorter than article 1; peduncular articles 1–2 not geniculate; accessory flagellum absent. *Antenna 2 peduncular article 1 enlarged, bulbous*. Mandible molar triturative; palp absent. Maxilla 1 basal endite apically setose; palp present or absent, symmetrical. Maxilla 2 basal endite without oblique setal row. Labium inner lobes vestigial or absent. *Coxal gills* on pereopods 2–7, not stalked; sternal gills present, simple; sternal blisters absent; *oostegites fringing setae curl-tipped*. Gnathopod 1 similar in males and females (not sexually dimorphic); smaller (or weaker) than or similar in size to gnathopod 2; propodus palm without robust setae along palmar margin. Gnathopod 2 carpus slightly

produced along posterior margin of propodus. **Pereopods 3–4 not sexually dimorphic. Pereopod 4 with small posteroventral lobe.** Pereopod 5 shorter than pereopod 6; coxa equilobate or with posteroventral lobe. Pereopod 7 longer than pereopod 5. Pleonites 1–3 each with dorsal carina or carinae (small) or without dorsal carinae. Urosomites 1–3 free; without slender or robust dorsal setae. Urosomite 1 without large distoventral robust seta. Urosomite 2 without dorsal setae. Uropod 1 without basofacial robust setae. **Uropod 3** not sexually dimorphic; **uniramous**, without plumose setae. Telson entire; dorsal or lateral robust setae absent; apical robust setae present or absent.

Habitat. Freshwater, epigean.

Included genera. *Hyaella* (*Austrohyaella*) Bousfield, 1996; *Hyaella* (*Hyaella*) S.I. Smith, 1874; *Hyaella* (*Mesohyaella*) Bousfield, 1996.

Remarks. Hyaellids differ from all other talitridirans in the swollen first peduncular article of antenna 2 and the presence of a coxal gill on pereopod 7.

Distribution. North and South America.

Hyalidae Bulycheva, 1957

Type genus. *Hya* Rathke, 1837.

Diagnostic description. Body laterally compressed. Eyes well developed or poorly developed, round, ovoid, reniform, ventrally tapered or subrectangular. Antennae 1–2 calceoli absent. **Antenna 1 shorter than antenna 2;** peduncular article 1 subequal to, or longer than article 2; article 2 shorter than, subequal to, or longer than article 3; article 3 shorter than article 1; peduncular articles 1–2 not geniculate; accessory flagellum absent. Antenna 2 peduncular article 1 not enlarged. **Mandible** molar triturative; **palp absent.** Maxilla 1 basal endite apically setose; palp present or absent, symmetrical. Maxilla 2 basal endite without oblique setal row. Labium inner lobes vestigial or absent. Coxal gills on pereopods 2–6, not stalked; sternal gills absent; sternal blisters absent; oostegites fringing setae simple or fringing curl-tipped. Gnathopod 1 subchelate or parachelate; similar in males and females (not sexually dimorphic); smaller (or weaker) than gnathopod 2; propodus palm without robust setae along palmar margin. Gnathopod 2 subchelate; dissimilar in males and females (sexually dimorphic); carpus slightly produced along posterior margin of propodus or not produced along posterior margin of propodus, projecting between merus and propodus or not produced along posterior margin of propodus, not projecting between merus and propodus. Pereopods 3–4 not sexually dimorphic. Pereopod 4 with well developed posteroventral lobe. Pereopod 5 shorter than pereopod 6; coxa equilobate or with large anteroventral lobe. Pereopod 7 longer than pereopod 5. Pleonites 1–3 each with dorsal carina or carinae. Urosomites 1–3 free; without slender or robust dorsal setae. Urosomite 1 without large distoventral robust seta. Urosomite 2 without dorsal setae. Uropod 1 without basofacial robust setae. **Uropod 3** not sexually dimorphic; **biramous or uniramous**, without plumose setae; endopod minute. **Telson deeply or moderately cleft;** dorsal or lateral robust setae absent; apical robust setae present or absent.

Habitat. Marine, epigean.

Included subfamilies. Hyacheliinae Bousfield & Hendrycks, 2002; Hyalinae Bulycheva, 1957.

Included genera. *Apohyale* Bousfield & Hendrycks, 2002; *Hyachelia* J.L. Barnard, 1967; *Hya* Rathke, 1837; *Insula* Kunkel, 1910; *Lelehua* J.L. Barnard, 1970; *Neobule* Haswell, 1879a; *Parallorchestes* Shoemaker, 1941; *Parhyale* Stebbing, 1897; *Protohyale* (*Boreohyale*) Bousfield & Hendrycks, 2002; *Protohyale* (*Diplohyale*) Bousfield & Hendrycks, 2002; *Protohyale* (*Leptohyale*) Bousfield & Hendrycks, 2002; *Protohyale* (*Protohyale*) Bousfield & Hendrycks, 2002; *Ptilohyale* Bousfield & Hendrycks, 2002; *Ruffohyale* Bousfield & Hendrycks, 2002; *Serejohyale* Bousfield & Hendrycks, 2002.

Distribution. Cosmopolitan.

Najnidae J.L. Barnard, 1972b

Type genus. *Najna* Derzhavin, 1937.

Diagnostic description. Body laterally compressed. Eyes well developed, round or ovoid. Antennae 1–2 calceoli absent. **Antenna 1 subequal in length to antenna 2;** peduncular article 1 slightly longer than article 2; article 2 subequal to, or slightly longer than article 3; article 3 shorter than article 1; peduncular articles 1–2 not

geniculate; accessory flagellum absent. Antenna 2 peduncular article 1 not enlarged. **Mandible molar reduced or absent; palp absent.** Maxilla 1 basal endite apically setose; palp present, symmetrical. Maxilla 2 basal endite without oblique setal row. **Coxal gills on pereopods 2–6, not stalked; sternal gills absent;** sternal blisters absent; oostegites fringing setae curl-tipped. Gnathopod 1 subchelate; similar in size to gnathopod 2; propodus palm without robust setae along palmar margin. **Gnathopod 2** subchelate; similar in males and females (not sexually dimorphic); **carpus slightly produced along posterior margin of propodus.** Pereopods 3–4 not sexually dimorphic. Pereopod 4 with small posteroventral lobe. Pereopod 5 shorter than pereopod 6; coxa with posteroventral lobe. Pereopod 7 longer than pereopod 5. Pleonites 1–3 without dorsal carinae. Urosomites 1–3 free; without slender or robust dorsal setae. Urosomite 1 without large distoventral robust seta. Urosomite 2 without dorsal setae. Uropod 1 without basofacial robust setae. **Uropod 3 uniramous,** without plumose setae. **Telson entire;** dorsal or lateral robust setae absent; apical robust setae present or absent.

Habitat. Marine, algal dwellers, epigean.

Included genera. ? *Insula* Kunkel, 1910; *Najna* Derzhavin, 1937.

Remarks. Serejo (2004) considered this taxon as a subfamily. We re-establish it to family-level status. Najnids separate from other talitroid taxa in not having a mandibular molar and in having non-sexually dimorphic second gnathopods.

Distribution. North Pacific.

Phliantidae Stebbing, 1899b

Type genus. *Phlias* Guerin, 1836.

Diagnostic description. Body laterally compressed or dorsoventrally flattened. Eyes well developed, round. Antennae 1–2 calceoli absent. Antenna 1 longer than antenna 2; peduncular article 1 longer than article 2; article 2 subequal to, or longer than article 3; article 3 shorter than article 1; peduncular articles 1–2 not geniculate; accessory flagellum absent. Antenna 2 peduncular article 1 not enlarged. **Mandible** molar non-triturative or with tiny triturating patch; **palp absent.** **Maxilla 1** basal endite apically setose; **palp absent,** symmetrical. Coxal gills [not known]; sternal gills absent; sternal blisters absent; oostegites fringing setae curl-tipped. Gnathopod 1 simple or subchelate; dissimilar in males and females (sexually dimorphic); smaller (or weaker) than or similar in size to gnathopod 2; propodus palm without robust setae along palmar margin. Gnathopod 2 simple or subchelate; dissimilar in males and females (sexually dimorphic); carpus not produced along posterior margin of propodus, projecting between merus and propodus. Pereopods 3–4 not sexually dimorphic. **Pereopod 4 with well developed posteroventral lobe. Pereopod 5 subequal in length to pereopod 6; coxa with large anteroventral lobe.** Pereopod 7 subequal in length to, or longer than pereopod 5. Pleonites 1–3 without dorsal carinae. Urosomites 1–3 free or 1–2 coalesced, 3 free or 1–3 superficially coalesced; without slender or robust dorsal setae. Urosomite 1 without large distoventral robust seta. Urosomite 2 without dorsal setae. Uropod 1 without basofacial robust setae. Uropod 3 not sexually dimorphic; uniramous or rami absent. Telson entire; dorsal or lateral robust setae absent; apical robust setae absent.

Habitat. Marine, epigean.

Included genera. *Gabophlias* J.L. Barnard, 1972b; *Iphinotus* Stebbing, 1899b; *Iphiplateia* Stebbing, 1899b; *Pariphinotus* Kunkel, 1910; *Pereionotus* Bate & Westwood, 1863; *Phlias* Guerin, 1836; *Quasimodia* Sheard, 1936.

Distribution. Widespread in both hemispheres.

Pleioplateidae J.L. Barnard, 1978

Type genus. *Pleioplateia* K.H. Barnard, 1916.

Diagnostic description. **Body dorsoventrally flattened.** Eyes well developed, round. Antennae 1–2 calceoli absent. Antenna 1 longer than antenna 2; peduncular article 1 longer than article 2; article 2 longer than article 3; article 3 shorter than article 1; peduncular articles 1–2 not geniculate; accessory flagellum absent. Antenna 2 peduncular article 1 not enlarged. **Mandible** molar non-triturative or with tiny triturating patch; **palp absent.** Maxilla 1 basal endite without setae; palps symmetrical. Coxal gills [not known]; sternal gills absent; sternal

blisters absent; oostegites fringing setae simple. Gnathopod 1 subchelate; dissimilar in males and females (sexually dimorphic); similar in size to gnathopod 2; propodus palm without robust setae along palmar margin. Gnathopod 2 subchelate; dissimilar in males and females (sexually dimorphic); carpus not produced along posterior margin of propodus, projecting between merus and propodus. Pereopods 3–4 not sexually dimorphic. Pereopod 4 without posteroventral lobe. Pereopod 5 shorter than pereopod 6; coxa with large anteroventral lobe. Pereopod 7 longer than pereopod 5. Pleonites 1–3 without dorsal carinae. Urosomites 1–3 free; without slender or robust dorsal setae. Urosomite 1 without large distoventral robust seta. Urosomite 2 without dorsal setae. Uropod 1 without basofacial robust setae. **Uropod 3** not sexually dimorphic; **rami absent. Telson deeply cleft**; dorsal or lateral robust setae absent; apical robust setae absent.

Habitat. Marine, epigeal.

Included genera. *Plioplateia* K.H. Barnard, 1916.

Distribution. South Africa.

Talitridae Rafinesque, 1815

Type genus. *Talitrus* Bosc, 1802.

Diagnostic description. **Body laterally compressed.** Eyes well developed or absent, if present then round or ovoid. Antennae 1–2 calceoli absent. **Antenna 1 shorter than peduncle of antenna 2**; peduncular article 1 shorter than, subequal to, or longer than article 2; article 2 shorter than, subequal to, or longer than article 3; article 3 subequal to, or longer than article 1; peduncular articles 1–2 not geniculate; accessory flagellum absent. Antenna 2 peduncular article 1 not enlarged. Mandible molar triturative; palp absent. Maxilla 1 basal endite apically setose; palp present or absent, symmetrical. Maxilla 2 basal endite without oblique setal row. Coxal gills [not known]; not stalked; sternal gills absent; sternal blisters absent; oostegites fringing setae simple or curl-tipped. Gnathopod 1 simple, subchelate or chelate; similar in males and females (not sexually dimorphic); smaller (or weaker) than or similar in size to gnathopod 2; propodus palm without robust setae along palmar margin. Gnathopod 2 subchelate, minutely subchelate, chelate or simple; similar or dissimilar in males and females (sexually dimorphic or not) carpus slightly produced along posterior margin of propodus or not produced along posterior margin of propodus, projecting between merus and propodus. Pereopods 3–4 not sexually dimorphic. Pereopod 4 with or small posteroventral lobe or without posteroventral lobe. Pereopod 5 shorter than pereopod 6; coxa equilobate or with posteroventral lobe or with posterodorsal lobe or with large anteroventral lobe. Pereopod 7 longer than pereopod 5. Pleonites 1–3 without dorsal carinae. Urosomites 1–3 free; without slender or robust dorsal setae. Urosomite 1 without large distoventral robust seta. Urosomite 2 without dorsal setae. Uropod 1 without basofacial robust setae. **Uropod 3** not sexually dimorphic; **uniramous**, without plumose setae. Telson moderately cleft to entire; dorsal or lateral robust setae present or absent; apical robust setae present or absent.

Habitat. Supralittoral beaches, mangrove forests and terrestrial forests.

Included genera. *Africorchestia* Lowry & Coleman, 2011; *Agilestia* Friend, 1982; *Americorchestia* Bousfield, 1991; *Arcitalitrus* Hurley, 1975; *Atlantorchestoidea* Serejo, 2004; *Australorchestia* Serejo & Lowry, 2008; *Austrotroides* Friend, 1982; *Bellorchestia* Serejo & Lowry, 2008; *Bousfieldia* Chou & Lee, 1996; *Brevitalitrus* Bousfield, 1971; *Britorchestia* Lowry & Bopiah, 2012; *Caribitroides* (*Caribitroides*) Bousfield, 1984; *Caribitroides* (*Mexitroides*) Lindeman, 1990; *Cariborchestia* Smith, 1998; *Cerrorchestia* Lindeman, 1990; *Chelorchestia* Bousfield, 1984; *Chiltonorchestia* Bousfield, 1984; *Chroestia* Marsden & Fenwick, 1984; *Cochinorchestia* Lowry & Peart, 2010; *Curiotalitrus* Lowry & Coleman, 2012; *Dana* Lowry, 2011; *Deshayesorchestia* Ruffo, 2004; *Eorchestia* Bousfield, 1984; *Floresorchestia* Bousfield, 1984; *Hawaiiorchestia* Bousfield, 1984; *Kanikania* Duncan, 1994; *Keratroides* Hurley, 1975; *Lanorchestia* Miyamoto & Morino, 2010; *Macarorchestia* Stock, 1989; *Makawe* Duncan, 1994; *Megalorchestia* Brandt, 1851; *Microrchestia* Bousfield, 1984; *Mysticotalitrus* Hurley, 1975; *Neorchestia* Friend, 1987; *Notorchestia* Serejo & Lowry, 2008; *Orchestia* Leach, 1814; *Orchestiella* Friend, 1987; *Orchestoidea* Nicolet, 1849; *Paciforchestia* Bousfield, 1982b; *Palmorchestia* Stock & Martin, 1988; *Parorchestia* Stebbing 1899c; *Platorchestia* Bousfield, 1982b; *Protaustrotroides* Bousfield, 1984; *Protorchestia* Bousfield, 1982b; *Pseudorchestoidea* Bousfield, 1982b; *Puhuruhuru* Duncan, 1994; *Sardorchestia* Ruffo, 2004; *Sinorchestia* Miyamoto & Morino, 1999; *Spelaeorchestia* Bousfield & Howarth, 1976; *Talitriator* Methuen, 1913; *Talitroides* Bonnier, 1898; *Talitrus* Bosc, 1802;

Talorchestia Dana, 1853; *Tasmanorchestia* Friend, 1987; +*Tethorchestia* Bousfield, 1984; *Transorchestia* Bousfield, 1982b; *Traskorchestia* Bousfield, 1982b; *Trinorchestia* Bousfield, 1982b; *Uhlorchestia* Bousfield, 1984; *Vallorchestia* Lowry, 2012; *Vietorchestia* Thanh & Anh, 2011; *Waematau* Duncan, 1994.

Distribution. Cosmopolitan.

Temnophliidae Griffiths, 1975

Type genus. *Temnophlias* K.H. Barnard, 1916.

Diagnostic description. *Body dorsoventrally flattened.* Eyes well developed, round. Antennae 1–2 calceoli absent. Antenna 1 peduncular article 1 longer than article 2; article 2 longer than article 3; article 3 shorter than article 1; articles 1–2 not geniculate; articles 2–3 not geniculate; accessory flagellum absent. Antenna 2 peduncular article 1 not enlarged. Mandible molar non-triturate or with tiny triturate patch; palp absent. *Maxilla 1* basal endite absent; *palp absent.* Coxal gills [not known]; sternal gills absent; sternal blisters absent; oostegites fringing setae simple. Gnathopod 1 simple or chelate; dissimilar in males and females (sexually dimorphic); similar in size to gnathopod 2; propodus palm without robust setae along palmar margin. Gnathopod 2 simple or chelate; dissimilar in males and females (sexually dimorphic); carpus not produced along posterior margin of propodus, projecting between merus and propodus. Pereopods 3–4 not sexually dimorphic. *Pereopod 4 without posteroventral lobe.* Pereopod 5 subequal in length to pereopod 6; coxa with large anteroventral lobe. Pereopod 7 subequal in length to pereopod 5. Pleonites 1–3 without dorsal carinae. Urosomites 1–3 free; without slender or robust dorsal setae. Urosomite 1 without large distoventral robust seta. Urosomite 2 without dorsal setae. Uropod 1 without basofacial robust setae. Uropod 3 not sexually dimorphic; rami absent. Telson entire.

Habitat. Marine, epigeal.

Included genera. *Hystriphlias* Barnard & Karaman, 1987; *Temnophlias* K.H. Barnard, 1916.

Distribution. South African.

Infraorder Hadziida S. Karaman, 1932c stat. nov.

Diagnosis. Gnathopod 2 stouter than gnathopod 1. Urosomite 2 with a pair of small dorsal robust setae. Uropod 1 peduncle with a basofacial robust seta.

Parvorder Hadziidira S. Karaman, 1943 stat. nov.

Diagnosis. As for infraorder.

Included superfamilies. Hadzioidea S. Karaman, 1932; Calliopioidea Sars, 1895b.

Superfamily Hadzioidea S. Karaman, 1943 (Bousfield 1983)

Diagnosis. Antenna 1 longer than antenna 2. Uropod 1 peduncle with basofacial robust seta.

Included families. Crangoweckeliidae Lowry & Myers, 2012; Eriopisidae **fam. nov.**; Gammaroporeiidae Bousfield, 1978; Hadziidae S. Karaman, 1943; Maeridae Krapp-Schickel, 2008a; Melitidae Bousfield, 1973; Metacrangonyctidae Boutin & Messouli, 1988b; Nuuanuidae **fam. nov.**

Crangoweckeliidae Lowry & Myers, 2012

Type genus. *Crangoweckelia* Stock, 1985.

Diagnostic description. Body laterally compressed or subcylindrical. Eyes absent. Antennae 1–2 calceoli absent. Antenna 1 subequal in length to, or longer than antenna 2; peduncular article 1 shorter than or subequal to article 2; article 2 longer than article 3; article 3 shorter than article 1; peduncular articles 1–2 not geniculate;

accessory flagellum short or minute. **Antenna 2 peduncular article 1 not enlarged.** Mandible molar triturative; palp symmetrical. Maxilla 1 basal endite setose along medial margin; palps symmetrical. Maxilla 2 basal endite with or without oblique setal row. Labium inner lobes present. Coxal gills on pereopods 2–6, stalked (with proximal restriction or complete suture); sternal gills absent; sternal blisters absent; oostegites fringing setae simple. **Gnathopod 1** subchelate; dissimilar in males and females (sexually dimorphic); smaller (or weaker) than or similar in size to gnathopod 2; **propodus palm with row or rows of simple or bifid robust setae along palmar margin.** Gnathopod 2 subchelate; dissimilar in males and females (sexually dimorphic); carpus not produced along posterior margin of propodus, projecting between merus and propodus. Pereopods 3–4 not sexually dimorphic. Pereopod 4 with well developed posteroventral lobe or without posteroventral lobe. Pereopod 5 shorter than pereopod 6; coxa with large anteroventral lobe. Pereopod 7 longer than pereopod 5. Pleonites 1–3 without dorsal carinae. Urosomites 1–3 free; without slender or robust dorsal setae. Urosomite 1 without large distoventral robust seta. **Urosomite 2 with pair of dorsal concavities each with 1–3 small setae.** Uropod 1 with 1 or 2 basofacial robust setae. Uropod 3 not sexually dimorphic; biramous, without plumose setae; endopod shorter than exopod. Telson deeply or moderately cleft; dorsal or lateral robust setae present or absent; apical robust setae present.

Habitat. Freshwater, hypogean.

Included genera. *Crangoweckelia* Stock, 1985; *Pintaweckelia* Stock, 1985.

Distribution. Caribbean.

Eriopisidae fam. nov.

Type genus. *Eriopisa* Stebbing, 1890.

Diagnostic description. Body laterally compressed, subcylindrical or vermiform. Eyes well developed, poorly developed or absent, if present then round or ovoid. **Antennae 1–2 calceoli absent. Antenna 1 longer than antenna 2;** peduncular article 1 shorter than, subequal to, or longer than article 2; article 2 longer than article 3; article 3 shorter than article 1; peduncular articles 1–2 not geniculate; accessory flagellum short or minute. **Antenna 2 peduncular article 1 not enlarged.** Mandible molar triturative; palp symmetrical. Maxilla 1 basal endite setose along medial margin; palps symmetrical. Maxilla 2 basal endite with oblique setal row. Labium inner lobes present. Coxal gills [not known]; sternal gills absent; sternal blisters absent; oostegites fringing setae simple. Gnathopod 1 subchelate; smaller (or weaker) than or similar in size to gnathopod 2; propodus palm without robust setae along palmar margin. **Gnathopod 2** subchelate; **similar in males and females (not sexually dimorphic);** carpus not produced along posterior margin of propodus, projecting between merus and propodus. Pereopods 3–4 not sexually dimorphic. Pereopod 4 without posteroventral lobe. Pereopod 5 shorter than pereopod 6; coxa with posterodorsal lobe or with large anteroventral lobe or without lobes. Pereopod 7 longer than pereopod 5. Pleonites 1–3 without dorsal carinae. **Urosomites 1–3 free; without slender or robust dorsal setae.** Urosomite 1 without large distoventral robust seta. Urosomite 2 without dorsal setae. Uropod 1 with or without basofacial robust setae. **Uropod 3** not sexually dimorphic; **biramous,** without plumose setae; **endopod minute or shorter than exopod. Telson deeply cleft;** dorsal or lateral robust setae present or absent; apical robust setae present.

Habitat. Marine, epigeal and hypogean.

Included genera. The *Eriopisa* group includes 9 genera: *Confodiopisa* Karaman, 1984c; *Eriopisa* Stebbing, 1890; *Flagitopisa* Karaman, 1984c; *Impertiopisa* Karaman, 1984c; *Nedsia* Barnard & Williams, 1995; *Psammogammarus* S. Karaman 1955; *Tunisopisa* Stock, 1980; *Victoriopisa* Karaman & Barnard, 1979; *Vocitopisa* Karaman, 1984c.

The *Eriopisella* group includes 12 genera: *Cephalopisella* G. Karaman, 1984c; *Cuneimelita* Senna & Serejo, 2012; *Eriopisella* Chevreux, 1920; *Gammaropisa* Ruffo & Vigna-Taglianti, 1988; *Madapisella* Stock, 1980; *Maleriopa* Barnard & Karaman, 1982; *Netamelita* J.L. Barnard, 1962; *Nippopisella* Stock, 1980; *Norcapensis* Bradbury & Williams, 1997; *Psammomelita* Vonk, 1988; *Spiniferopisella* G. Karaman, 1984c; *Tagua* Lowry & Fenwick, 1983.

Remarks. *Roropisa* Karaman, 1984c, which would fall into the *Eriopisa* group is considered to be a subjective synonym of *Victoriopisa* by Morino (1991) and Stock & Iliffe (1995).

The only difference between the *Eriopisa* and *Eriopisella* groups appears to be the extraordinarily well developed second article of the outer ramus of uropod 3 in the *Eriopisella* group. Eriopisids differ from maerids

and melitids in the second gnathopods which are similar between males and females. Melitids are mate-guarders in which the male gnathopod 2 is enlarged. Pereopod 4 coxa is larger than that of pereopod 3 in melitids.

Distribution. Cosmopolitan.

Gammaroporeiidae Bousfield, 1978

Type genus. *Gammaroporeia* Bousfield, 1978.

Diagnostic description. Body laterally compressed. Eyes small, round. Antennae 1–2 calceoli absent. *Antenna 1 longer than antenna 2*; peduncular article 1 longer than article 2; article 2 longer than article 3; article 3 shorter than article 1; peduncular articles 1–2 not geniculate; accessory flagellum minute. *Antenna 2 peduncular article 1 not enlarged*. Mandible molar triturating; palp symmetrical. Maxilla 1 basal endite setose along medial margin; palps symmetrical. Maxilla 2 basal endite with oblique setal row. *Coxal gills* on pereopods 2–6, *not stalked*; sternal gills absent; sternal blisters absent; oostegites fringing setae simple. *Gnathopod 1* subchelate; dissimilar in males and females (sexually dimorphic); similar in size to, or larger (or stouter) than gnathopod 2; *propodus palm with peg-like robust setae along palmar margin*. Gnathopod 2 subchelate; dissimilar in males and females (sexually dimorphic); carpus not produced along posterior margin of propodus, projecting between merus and propodus. Pereopods 3–4 not sexually dimorphic. Pereopod 4 with small posteroventral lobe. Pereopod 5 shorter than or subequal in length to pereopod 6; coxa with small anteroventral lobe. Pereopod 7 subequal in length to, or longer than pereopod 5. Pleonites 1–3 without dorsal carinae. Urosomites 1–3 free; without slender or robust dorsal setae. Urosomite 1 without large distoventral robust seta. Urosomite 2 without dorsal setae. Uropod 1 without basofacial robust setae. Uropod 3 not sexually dimorphic; biramous, without plumose setae; endopod minute or shorter than exopod. *Telson moderately cleft*; dorsal or lateral robust setae absent; *apical robust setae absent*.

Habitat. Marine, estuarine, epigeal.

Included genera. *Gammaroporeia* Bousfield, 1978.

Distribution. Alaska.

Hadziidae S. Karaman, 1943

Type genus. *Hadzia* S. Karaman, 1932.

Diagnostic description. Body laterally compressed or subcylindrical. Eyes absent. Antennae 1–2 calceoli absent. Antenna 1 longer than antenna 2; peduncular article 1 subequal to, or longer than article 2; article 2 longer than article 3; article 3 shorter than article 1; peduncular articles 1–2 not geniculate; accessory flagellum present or absent; if present short or minute. *Antenna 2 peduncular article 1 not enlarged*. Mandible molar triturating; palp symmetrical or absent. Maxilla 1 basal endite setose along medial margin; palps symmetrical. *Labium inner lobes vestigial or absent*. *Pereonites stalked (with proximal restriction or complete suture)*; sternal gills absent; sternal blisters absent; oostegites fringing setae simple. *Gnathopod 1* subchelate; similar in males and females (not sexually dimorphic); smaller (or weaker) than gnathopod 2; propodus palm with peg-like robust setae along palmar margin or without robust setae along palmar margin. *Gnathopod 2* subchelate; *similar in males and females (not sexually dimorphic)*; carpus slightly produced along posterior margin of propodus or not produced along posterior margin of propodus, projecting between merus and propodus. Pereopods 3–4 not sexually dimorphic. Pereopod 4 with well developed posteroventral lobe or with small posteroventral lobe or without posteroventral lobe. Pereopod 5 shorter than pereopod 6; coxa with large anteroventral lobe or with small anteroventral lobe. Pereopod 7 longer than pereopod 5. Pleonites 1–3 without dorsal carinae. Urosomites 1–3 free; with or without slender or robust dorsal setae. Urosomite 1 with or without large distoventral robust seta. Urosomite 2 with pair of dorsal concavities each with 1–3 small setae or without dorsal setae. *Uropod 1 with 1 or 2 basofacial robust setae*. Uropod 3 not sexually dimorphic; biramous; endopod minute or shorter than exopod or subequal to exopod. *Telson deeply cleft*; dorsal or lateral robust setae present; apical robust setae present.

Habitat. Freshwater, marine, epigeal and hypogean.

Remarks. Hadziids and melitids have traditionally been considered as separate family level groups. We find it difficult to separate them because of so much character state overlap even though we can see the ‘jizz’. But they

may separate on the palm of gnathopod 2 which appears to have a double row of robust setae in hadziids and not in melitids. We leave them as separate. *Psammoniphargus* Ruffo, 1956 is an odd genus with a vestigial mandibular palp. It has been considered as a hadziid. However it is very similar to eriopisids except that it has no inner lobes on the labium, even though the second article on the outer ramus of uropod 3 can be interpreted as long, common in the eriopisids. The other problem is that *Psammoniphargus* has sexually dimorphic second gnathopods – not a eriopisid character. It's a mystery and remains as a provisional hadziid. *Zhadia*, Lowry & Fenwick, 1983 moved to Maeridae.

Included genera. *Allotexiweckelia* Holsinger, 1980; *Alloweckelia* Holsinger & Peck, 1968; *Bahadzia* Holsinger, 1985; *Caribdzia* Stock, 1985; *Croidzia* Stock, 1985; *Dulzura* J.L. Barnard, 1969b; *Guadzia* Stock, 1985; *Hadzia* S. Karaman, 1932; *Hispadzia* Stock, 1985; *Holsingerius* Barnard & Karaman, 1982; *Indoweckelia* Holsinger & Ruffo, 2002; *Jamadzia* Stock, 1985; *Liagoceradocus* J.L. Barnard, 1965; *Mayaweckelia* Holsinger, 1977; *Metahadzia* Stock, 1977; *Metaniphargus* Stephensen, 1933a; *Mexiweckelia* Holsinger & Minckley, 1971; *Paramexiweckelia* Holsinger, 1982; *Paraweckelia* Shoemaker, 1959; *Protohadzia* Zimmerman & Barnard, 1977; *Psammoniphargus* Ruffo, 1956; *Radoweckelia* Stock, 1985; *Saliweckelia* Stock, 1977; *Texiweckelia* Holsinger, 1980; *Texiweckeliopsis* Barnard & Karaman, 1982; *Tuluweckelia* Holsinger, 1990; *Weckelia* Shoemaker, 1942; *Zombiweckelia* Stock, 1985.

Distribution. Cosmopolitan.

Maeridae Krapp-Schickel, 2008a (Lowry & Hughes, 2009)

Type genus. *Maera* Leach, 1814.

Diagnostic description. *Body laterally compressed or subcylindrical.* Eyes well developed or absent, if present then round, ovoid, reniform, lageniform or subrectangular. *Antennae 1–2 calceoli absent.* Antenna 1 subequal in length to, or longer than antenna 2; peduncular article 1 shorter than, subequal to, or longer than article 2; article 2 longer than article 3; *article 3 shorter than article 1*; peduncular articles 1–2 not geniculate; accessory flagellum long, short or minute. *Antenna 2 peduncular article 1 not enlarged.* Mandible molar triturative; palp symmetrical or absent. Maxilla 1 basal endite setose along medial margin or apically setose; palps symmetrical. Maxilla 2 basal endite with or without oblique setal row. Labium inner lobes present, vestigial or absent. *Coxal gills on pereopods 2–6, not stalked*; sternal gills absent; sternal blisters absent; oostegites fringing setae simple. *Gnathopod 1* subchelate; *similar in males and females (not sexually dimorphic)*; smaller (or weaker) than or similar in size to gnathopod 2; *propodus palm without robust setae along palmar margin.* Gnathopod 2 *Gnathopod 1* subchelate; *dissimilar in males and females (sexually dimorphic)*; carpus not produced along posterior margin of propodus, projecting between merus and propodus. Pereopods 3–4 not sexually dimorphic. Pereopod 4 with well developed posteroventral lobe or with small posteroventral lobe or without posteroventral lobe. Pereopod 5 shorter than or subequal in length to pereopod 6; coxa with posteroventral lobe or with large anteroventral lobe or with small anteroventral lobe or without lobes. Pereopod 7 subequal in length to, or longer than pereopod 5. Pleonites 1–3 without dorsal carinae. *Urosomites 1–3 free*; with or without slender or robust dorsal setae. *Urosomite 1 without large distoventral robust seta.* Urosomite 2 with pair of dorsal concavities each with 1–3 small setae or without dorsal setae. Uropod 1 with 1 or 2 basofacial robust setae or without basofacial robust setae. *Uropod 3* sexually dimorphic or not; *biramous*, without plumose setae; *endopod shorter than or subequal to exopod.* *Telson deeply cleft to entire*; dorsal or lateral robust setae present or absent; apical robust setae present or absent.

Included genera. *Anamaera* Thomas & Barnard, 1985a; *Anelasmopus* Oliveira, 1953; *Animoceradocus* G. Karaman, 1984d; *Austromaera* Lowry & Springthorpe, 2005; *Bathyceradocus* Pirlot, 1934; *Beaudettia* J.L. Barnard, 1965; *Ceradocoides* Nicholls, 1938; *Ceradocopsis* Schellenberg, 1926; *Ceradocus* Costa, 1853; *Ceradomaera* Ledoyer, 1973; *Clessidra* Krapp-Schickel & Vader, 2009; *Coxomaerella* G. Karaman, 1981c; *Dumosus* Thomas & Barnard, 1985b; *Elasmopoides* Stebbing, 1908; *Elasmopus* Costa, 1853; *Glossomaera* Krapp-Schickel, 2009; *Hamimaera* Krapp-Schickel, 2008a; *Hoho* Lowry & Fenwick, 1983; *Ifalukia* J.L. Barnard, 1972a; *Jerbarnia* Croker, 1971; *Linguimaera* Pirlot, 1936; *Lupimaera* Barnard & Karaman, 1982; *Maera* Leach, 1814; *Maeracoota* Myers, 1997; *Maerella* Chevreux, 1911b; *Maeropsis* Chevreux, 1919; *Mallacoota* J.L. Barnard, 1972a; *Megaceradocus* Mukai, 1979; *Metaceradocoides* Birstein & Vinogradov, 1960; *Meximaera* J.L. Barnard,

1969c; *Othomaera* Krapp-Schickel, 2000; *Paraceradocus* Stebbing, 1899b; *Parapherusa* Haswell, 1879b; *Parelasomopus* Stebbing, 1888; *Pseudelasmopus* Ledoyer, 1978; *Quadrimaera* Krapp-Schickel & Ruffo, 2000; *Quadrivisio* Stebbing, 1907; *Ruffomaera* Krapp-Schickel, 2008b; *Saurodocus* Yerman & Krapp-Schickel, 2008; *Spathiopus* Thomas & Barnard, 1985a; *Thalassostygius* Vonk, 1990; *Wimvadocus* Krapp-Schickel & Jarrett, 2000; *Zhadia*, Lowry & Fenwick, 1983; *Zygomaera* Krapp-Schickel, 2000.

Habitat. Marine, epigeal.

Remarks. Maeridae is very similar to Hadziidae. They are separated by the coxal gills which are stalked in hadziids. Maeridae is also very similar to Melitidae. They are separated by the head shape of lateral cephalic lobe; gnathopod 1 with robust setae along palm; the form of the first and second uropods and the inner ramus of uropod 3.

Distribution. Cosmopolitan.

Melitidae Bousfield, 1973

Type genus. *Melita* Leach, 1814.

Diagnostic description. Body laterally compressed. Eyes well developed, poorly developed or absent, if present then round, ovoid or reniform. Antennae 1–2 calceoli absent. Antenna 1 subequal in length to, or longer than antenna 2; peduncular article 1 shorter than, subequal to, or longer than article 2; article 2 longer than article 3; article 3 shorter than article 1; peduncular articles 1–2 or 2–3 not geniculate; accessory flagellum long, short or minute. Antenna 2 peduncular article 1 not enlarged. Mandible molar triturative, non-triturative or with tiny triturating patch; palp symmetrical. Maxilla 1 inner plate setose along medial margin; palp symmetrical. Maxilla 2 with or without oblique setal row. **Labium inner lobes present.** Coxal gills number and sequence [not known], stalked (with or without proximal restriction or complete suture) or not stalked; sternal gills absent; sternal blisters absent; oostegites fringing setae simple. Gnathopod 1 subchelate; similar in males and females (not sexually dimorphic); smaller (or weaker) than gnathopod 2, or similar in size to gnathopod 2; propodus palm without robust setae along palmar margin. Gnathopod 2 subchelate; dissimilar in males and females (sexually dimorphic); carpus slightly produced along posterior margin of propodus or not produced along posterior margin of propodus, projecting between merus and carpus. Pereopods 3–4 not sexually dimorphic. Pereopod 4 with well developed or small posteroventral lobe or without posteroventral lobe. Pereopod 5 shorter than pereopod 6; coxa with large or small anteroventral lobe. Pereopod 7 longer than pereopod 5. Pleonites 1–3 without dorsal carinae. Urosomites 1–3 free; with slender or robust dorsal setae. Urosomite 1 without large distoventral robust seta. **Urosomite 2 with pair of dorsal concavities each with 1–3 small setae.** Uropod 1 with or without basofacial robust seta (robust or simple). Uropod 3 not sexually dimorphic; biramous; inner ramus minute. **Telson deeply cleft;** dorsal or lateral robust setae present; apical robust setae present.

Habitat. Freshwater, marine, hypogean, epigeal.

Included genera. *Abludomelita* Karaman, 1981b; *Allomelita* Stock, 1984a; *Alsacomelita* Karaman, 1984e; *Anamaera* Thomas & Barnard, 1985; *Anchialella* J.L. Barnard, 1979; *Brachina* Barnard & Williams, 1995; *Caledopisa* Stock & Iliffe, 1995; *Carnarimelita* Bousfield, 1990; *Cottarellia* Ruffo, 1994; *Desdimelita* Jarrett & Bousfield, 1996; *Dulichella* Stout, 1912; *Galapsiellus* J.L. Barnard, 1976; *Josephosella* Ruffo, 1985; *Megamoera* Bate, 1862; *Melita* Leach, 1814; *Melitoides* Gurjanova, 1934; *Nainaloea* Karaman & Barnard, 1979; *Nurina* Bradbury & Eberhard, 2000; *Quasimelita* Jarrett & Bousfield, 1996; *Rotomelita* J.L. Barnard, 1977; *Sriha* Stock, 1988 (new name for *Quadrus* Karaman, 1984e); *Tegano* Barnard & Karaman, 1982; *Verdeia* Lowry & Springthorpe, 2007.

Distribution. Cosmopolitan.

Metacrangonyctidae Boutin & Messouli, 1988b

Type genus. *Metacrangonyx* Chevreux, 1909.

Diagnostic description. Body laterally compressed. Eyes absent. Antennae 1–2 calceoli absent. **Antenna 1 longer than antenna 2;** peduncular article 1 subequal to, or longer than article 2; article 2 longer than article 3;

article 3 shorter than article 1; peduncular articles 1–2 not geniculate; accessory flagellum short or minute. **Antenna 2 peduncular article 1 not enlarged.** Mandible molar triturative; palp symmetrical. **Maxilla 1 basal endite setose along medial margin;** palps symmetrical. Maxilla 2 basal endite with oblique setal row. **Pereonites stalked (with proximal restriction or complete suture); sternal gills absent;** sternal blisters absent; oostegites fringing setae simple. **Gnathopod 1** subchelate; **smaller (or weaker) than gnathopod 2;** propodus palm with row or rows of simple or bifid robust setae along palmar margin. Gnathopod 2 subchelate; similar or dissimilar in males and females (sexually dimorphic or not); carpus not produced along posterior margin of propodus, projecting between merus and propodus. Pereopods 3–4 not sexually dimorphic. Pereopod 4 with well developed posteroventral lobe or with small posteroventral lobe or without posteroventral lobe. Pereopod 5 shorter than pereopod 6; coxa with posteroventral lobe or with large anteroventral lobe. Pereopod 7 longer than pereopod 5. Pleonites 1–3 without dorsal carinae. Urosomites 1–3 free; without slender or robust dorsal setae. Urosomite 1 without large distoventral robust seta. Urosomite 2 without dorsal setae. Uropod 1 with 1 or 2 basofacial robust setae or without basofacial robust setae. Uropod 3 not sexually dimorphic; biramous or uniramous, without plumose setae; endopod minute. **Telson emarginate or entire;** dorsal or lateral robust setae absent; apical robust setae present or absent.

Habitat. Freshwater, hypogean.

Included genera. *Afrocrangonyx* Karaman, 1981a; *Metacrangonyx* Chevreux, 1909; *Longipodacrangonyx* Boutin & Messouli, 1988a; *Pygocrangonyx* Karaman & Barnard, 1979.

Distribution. Morocco.

Nuuanuidae fam. nov.

Type genus. *Nuuanu* J.L. Barnard, 1970.

Diagnostic description. Body laterally compressed. Eyes well developed, poorly developed or absent, if present then round or ovoid. Antennae 1–2 calceoli absent. Antenna 1 subequal in length to, or longer than antenna 2; peduncular article 1 shorter than, subequal to, or longer than article 2; article 2 longer than article 3; article 3 shorter than article 1; peduncular articles 1–2 geniculate or not; accessory flagellum short or minute. **Antenna 2 peduncular article 1 not enlarged.** Mandible molar triturative; palp symmetrical. Maxilla 1 basal endite setose along medial margin; palps symmetrical. Maxilla 2 basal endite with oblique setal row. Coxal gills [not known]; sternal gills absent; sternal blisters absent; oostegites fringing setae simple. **Gnathopod 1** subchelate; similar in males and females (not sexually dimorphic); smaller (or weaker) than or similar in size to gnathopod 2; **propodus palm with single row of simple robust setae along palmar margin.** Gnathopod 2 subchelate; dissimilar in males and females (sexually dimorphic); carpus not produced along posterior margin of propodus, projecting between merus and propodus. Pereopods 3–4 not sexually dimorphic. Pereopod 4 with well developed posteroventral lobe or with small posteroventral lobe. Pereopod 5 shorter than pereopod 6; coxa with small anteroventral lobe. Pereopod 7 longer than pereopod 5. Pleonites 1–3 each with dorsal carina or carinae or without dorsal carinae. Urosomites 1–3 free; with slender or robust dorsal setae. Urosomite 1 without large distoventral robust seta. **Urosomite 2 with pair of dorsal concavities each with 1–3 small setae.** Uropod 1 with 1 or 2 basofacial robust setae. Uropod 3 not sexually dimorphic; biramous; endopod minute or shorter than exopod. Telson deeply cleft; dorsal or lateral robust setae present or absent; apical robust setae present.

Habitat. Marine, epigean.

Included genera. *Gammarella* Bate, 1857; *Nuuanu* J.L. Barnard, 1970.

Remarks. In addition to the diagnostic characters mentioned above nuuanuids differ from melitids based on the shape of the coxae and the enlarged basis of pereopods 5 to 7.

Distribution. Cosmopolitan.

Superfamily Callioppioidea Sars, 1895b stat. nov.

Diagnosis. Antenna 1 shorter than antenna 2. Uropod 1 peduncle without basofacial robust seta.

Included families (4 families). Callioppiidae Sars, 1895b; Cheirocratidae d'Udekem d'Acoz, 2010; Hornelliidae d'Udekem d'Acoz, 2010; Pontogeneiidae Stebbing, 1906.

Calliopiidae Sars, 1895b

Type genus. *Calliopi* Lilljeborg, 1865.

Diagnostic description. Body laterally compressed. Eyes well developed, round, ovoid, reniform, subrectangular or occupying most of lateral surface of head. **Antennae 1–2 calceoli pontogeneiid (type 4).** Antenna 1 shorter than, subequal in length to, or longer than antenna 2; peduncular article 1 subequal to, or longer than article 2; article 2 longer than article 3; article 3 shorter than article 1; peduncular articles 1–2 not geniculate; accessory flagellum present or absent; if present minute or scale-like. Antenna 2 peduncular article 1 not enlarged. Mandible molar triturative; palp symmetrical. Maxilla 1 basal endite setose along medial margin or apically setose; palps symmetrical. Maxilla 2 basal endite with or without oblique setal row. Labium inner lobes present, vestigial or absent. Coxal gills on pereopods 2–6, not stalked; sternal gills absent; sternal blisters absent; oostegites fringing setae simple. Gnathopod 1 simple or subchelate; similar in males and females (not sexually dimorphic); smaller (or weaker) than or similar in size to gnathopod 2; propodus palm with row or rows of simple or bifid robust setae or with one to several simple or bifid robust setae, or without robust setae along palmar margin. Gnathopod 2 simple or subchelate; similar in males and females (not sexually dimorphic); carpus not produced along posterior margin of propodus, projecting between merus and propodus. Pereopods 3–4 not sexually dimorphic. Pereopod 4 with well developed or without posteroventral lobe. Pereopod 5 shorter than or subequal in length to pereopod 6; coxa equilobate or with posteroventral lobe or with posterodorsal lobe or with large anteroventral lobe. Pereopod 7 subequal in length to, or longer than pereopod 5. Pleonites 1–3, pleonites 1–2 each with carina or each with dorsal carina or carinae or without dorsal carinae. Urosomites 1–3 free; without slender or robust dorsal setae. Urosomite 1 with or without large distoventral robust seta. Urosomite 2 without dorsal setae. Uropod 1 without basofacial robust setae. Uropod 3 not sexually dimorphic; biramous, with or without plumose setae; endopod subequal in length to, or longer than exopod. **Telson notched, emarginate or entire;** dorsal or lateral robust setae absent; apical robust setae absent.

Habitat. Marine, freshwater, epigeal.

Included genera. *Amphithopsis* Boeck, 1861; *Apherusa* Walker, 1891; *Bouvierella* Chevreux, 1900q; *Calliopiella* Schellenberg, 1925; *Calliopiurus* Bushueva, 1986; *Calliopi* Lilljeborg, 1865; *Cleippides* Boeck, 1871; *Domicola* Pretus & Abello 1993; *Frigora* Ren, 1991; *Halirages* Boeck, 1871; *Haliragoides* Sars, 1895b; *Harpinioides* Stebbing, 1888; *Laothoes* Boeck, 1871; *Leptamphopus* Sars, 1895b; *Lopyastis* Thurston, 1974; *Lutriwita* Lowry & Myers, 2012; *Manerogeneia* Barnard & Karaman, 1987; *Membrilopus* Barnard & Karaman, 1987; *Metaleptamphopus* Chevreux, 1911a; *Oligochinus* J.L. Barnard, 1969b; *Oradarea* Walker, 1903; *Paracalliopiella* Tzvetkova & Kudrjaschov, 1975; *Pontogeneoides* Nicholls, 1938; *Rozinante* Stebbing, 1894; *Stenopleura* Stebbing, 1888; *Stenopleuroides* Birstein & Vinogradov, 1964; *Tylosapis* Thurston, 1974; *Weyprechtia* Stuxberg, 1880.

Distribution. Cosmopolitan.

Cheirocratidae d'Udekem d'Acoz, 2010

Type genus. *Cheirocratus* Norman, 1867

Diagnostic description. Body laterally compressed or subcylindrical. Eyes round. Antennae 1–2 calceoli absent. **Antenna 1 shorter than peduncle of antenna 2;** peduncular article 1 shorter than article 2, or subequal to article 2, or longer than article 2; article 2 longer than article 3; article 3 shorter than article 1; peduncular articles 1–2 not geniculate; peduncular articles 2–3 not geniculate; accessory flagellum present; short or minute. **Antenna 2 peduncular article 1 not enlarged.** Mandible molar triturative; palp symmetrical. Maxilla 1 inner plate setose along medial margin; palp symmetrical. Maxilla 2 with oblique setal row. Labium inner lobes present. Pereonites coxal gills on pereonites 2–6, not stalked; sternal gills absent; sternal blisters absent; oostegites fringing setae simple. Gnathopod 1 simple, carpochelate, weakly subchelate, subchelate or parachelate; similar in males and females (not sexually dimorphic), or dissimilar in males and females (sexually dimorphic); smaller or similar in size to gnathopod 2; propodus palm without robust setae along palmar margin. Gnathopod 2 simple or subchelate; similar or dissimilar in males and females (sexually dimorphic or not), carpus not produced along posterior margin of propodus, projecting between merus and carpus. Pereopods 3–4 not sexually dimorphic. Pereopod 4 with small

posteroventral lobe or without posteroventral lobe. Pereopod 5 shorter than pereopod 6; coxa with posteroventral lobe or with posterodorsal lobe or with large anteroventral lobe or with small anteroventral lobe. Pereopod 7 longer than pereopod 5. Pleonites 1–3 each with or without dorsal carinae. Urosomites 1–3 free; with slender or robust dorsal setae. Urosomite 1 without large distoventral robust seta. **Urosomite 2 with pair of dorsal concavities each with 1–3 small setae.** Uropod 1 without basofacial robust seta (robust or simple). **Uropod 3** not sexually dimorphic; **biramous**, without plumose setae; **inner ramus subequal to outer ramus.** **Telson deeply cleft**; dorsal or lateral robust setae present, or absent; apical robust setae present or absent.

Habitat. Marine, epigean.

Included genera. *Casco* Shoemaker, 1930; *Cheirocarpochela* Ren & Andres, 2006; *Cheirocratella* Stephensen, 1940; *Cheirocratus* Norman, 1867; *Degocheirocratus* G. Karaman, 1985a; *Incratella* Barnard & Drummond, 1982; *Prosocratus* Barnard & Drummond, 1982.

Distribution. Cosmopolitan.

Hornelliidae d'Udekem d'Acoz, 2010

Type genus. *Hornellia* Walker, 1904.

Diagnostic description. Body laterally compressed or subcylindrical. Eyes well developed, round, reniform or subrectangular. **Antennae 1–2 calceoli absent.** Antenna 1 shorter than, subequal in length to, or longer than antenna 2; peduncular article 1 shorter than or subequal to article 2; article 2 longer than article 3; article 3 shorter than article 1; peduncular articles 1–2 not geniculate; accessory flagellum short. **Antenna 2 peduncular article 1 not enlarged.** Mandible molar triturtative; palp symmetrical. **Maxilla 1 basal endite setose along medial margin**; palps symmetrical. Maxilla 2 basal endite with oblique setal row. **Coxal gills** on pereopods 2–6, **not stalked**; sternal gills absent; sternal blisters absent; oostegites fringing setae simple. **Gnathopod 1** subchelate; subchelate; similar in males and females (not sexually dimorphic); **smaller (or weaker) than gnathopod 2**; propodus palm without robust setae along palmar margin. Gnathopod 2 similar or in males and females (not sexually dimorphic); carpus not produced along posterior margin of propodus, projecting between merus and propodus. **Pereopods 3–4 not sexually dimorphic.** **Pereopod 4 without posteroventral lobe.** Pereopod 5 shorter than pereopod 6; coxa with large anteroventral lobe. Pereopod 7 longer than pereopod 5. Pleonites 1–3 without dorsal carinae. Urosomites 1–3 free; with or without slender or robust dorsal setae (check). Urosomite 1 without large distoventral robust seta. Urosomite 2 without dorsal setae. Uropod 1 with or without basofacial robust setae. **Uropod 3** sexually dimorphic or not; **biramous**, with or without plumose setae; **endopod subequal in length to exopod.** **Telson deeply to weakly cleft**; dorsal or lateral robust setae present or absent; apical robust setae present or absent.

Habitat. Marine, epigean.

Included genera. *Hornellia* Walker, 1904; *Metaceradocus* Chevreux, 1925.

Remarks. d'Udekem d'Acoz (2010) believes that hornelliids are related to liljeborgiids and megaluropods, but these groups do not belong in the senticaudates. For us hornelliids are more similar to cheirocratids.

Distribution. Cosmopolitan.

Pontogeneiidae Stebbing, 1906

Type genus. *Pontogeneia* Boeck, 1871.

Diagnostic description. Body laterally compressed. Eyes well developed, round, ovoid, reniform or occupying most of lateral surface of head. **Antennae 1–2 calceoli pontogeneiid (type 4).** Antenna 1 shorter than, subequal in length to, or longer than antenna 2; peduncular article 1 subequal to, or longer than article 2; article 2 longer than article 3; article 3 shorter than article 1; peduncular articles 1–2 not geniculate; accessory flagellum present or absent; if present minute or scale-like. Antenna 2 peduncular article 1 not enlarged. Mandible molar triturtative; palp symmetrical. Maxilla 1 basal endite setose along medial margin or apically setose; palps symmetrical. Maxilla 2 basal endite with or without oblique setal row. Labium inner lobes present. Coxal gills on pereopods 2–6, not stalked; sternal gills present or sternal gills absent, simple; sternal blisters absent; oostegites fringing setae simple. Gnathopod 1 subchelate; similar in males and females (not sexually dimorphic); smaller (or

weaker) than or similar in size to gnathopod 2; propodus palm without robust setae along palmar margin. Gnathopod 2 subchelate; similar in males and females (not sexually dimorphic); carpus slightly produced or not produced along posterior margin of propodus, projecting between merus and propodus. Pereopods 3–4 not sexually dimorphic. Pereopod 4 with well developed or small posteroventral lobe or without posteroventral lobe. Pereopod 5 shorter than pereopod 6; coxa equilobate or with posteroventral lobe or with large anteroventral lobe or with small anteroventral lobe or without lobes. Pereopod 7 longer than pereopod 5. Pleonites 1–3 each with dorsal carina or carinae or without dorsal carinae. Urosomites 1–3 free; without slender or robust dorsal setae. Urosomite 1 with or without large distoventral robust seta. Urosomite 2 without dorsal setae. Uropod 1 without basofacial robust setae. Uropod 3 biramous, with or without plumose setae; endopod shorter than or subequal to exopod. **Telson deeply to weakly cleft**; dorsal or lateral robust setae absent; apical robust setae absent.

Habitat. Marine, epigean.

Included genera. *Abdia* Barnard & Karaman, 1987; *Accedomoera* J.L. Barnard, 1964; *Antarctogeneia* Thurston, 1974; *Atyloella* Schellenberg, 1929c; *Awacaris* Uéno, 1971; *Bathyschraderia* Dahl, 1959; *Bovallia* Pfeffer, 1888; *Dautzenbergia* Chevreux, 1900; *Djerboa* Chevreux, 1906b; *Dolobrotus* Bowman, 1974; *Eurymera* Pfeffer, 1888; *Eusiroides* Stebbing, 1888; *Gondogeneia* J.L. Barnard, 1972a; *Haliogeneia* Lowry & Stoddart, 1998; *Inhaca* Ortiz, Berze-Freire & Wasikete, 1990; *Liouvillea* Chevreux, 1911a; *Luckia* Bellan-Santini & Thurston, 1996; *Nasageneia* Barnard & Karaman, 1987; *Paramoera* (*Ganigamoera*) Sidorov, 2010; *Paramoera* (*Moonamoera*) Staude, 1995; *Paramoera* (*Paramoera*) Miers, 1875; *Paramoera* (*Rhithromoera*) Staude, 1995; *Paramoerella* Ruffo, 1974a; *Pleusiroides* Ortiz, Lalana & Varela, 2007; *Pontogeneia* Boeck, 1871; *Prostebbingia* Schellenberg, 1926; *Pseudomoera* Schellenberg, 1929; *Pseudopontogeneia* Oldevig, 1959; *Relictomoera* Barnard & Karaman, 1991; *Ronco* J.L. Barnard, 1965; *Schraderia* Pfeffer, 1888; *Sternomoera* Barnard & Karaman, 1991; *Tethygeneia* J.L. Barnard, 1972a.

Remarks. We re-establish *Dolobrotus* based on the reversed antenna length and the lack of a serrated anteroventral corner on the head. In *Dolobrotus* antenna 2 is longer than antenna 1.

Distribution. Cosmopolitan.

Infraorder Bogidiellida Hertzog, 1936 stat. nov.

Diagnosis. Antenna 1 and 2 subequal in length. Maxilla 2 basal endite without oblique setal row. Coxal gills stalked. Gnathopod 1 larger than 2.

Included parvorder. Bogidiellidira Hertzog, 1936 stat. nov.

Parvorder Bogidiellidira Hertzog, 1936 stat. nov.

Diagnosis. As for infraorder.

Included superfamilies. Bogidielloidea Hertzog, 1936 stat. nov.

Superfamily Bogidielloidea Hertzog, 1936 (Bousfield, 1977)

Diagnosis. As for infraorder.

Included families (3 families). Artesiidae Holsinger, 1980; Bogidiellidae Hertzog, 1936; Salentinellidae Bousfield, 1977.

Artesiidae Holsinger, 1980

Type genus. *Artesia* Holsinger, 1980.

Diagnostic description. Body laterally compressed or subcylindrical. Eyes absent. Antennae 1–2 calceoli absent. Antenna 1 subequal in length to antenna 2; peduncular article 1 longer than article 2; article 2 longer than

article 3; article 3 shorter than article 1; peduncular articles 1–2 not geniculate; accessory flagellum minute. Antenna 2 peduncular article 1 not enlarged. Mandible molar non-tritulative or with tiny triturating patch; palp, symmetrical. **Maxilla 1 basal endite without setae**; palps symmetrical. Maxilla 2 basal endite without oblique setal row. Coxal gills number and sequence [not known], stalked (with proximal restriction or complete suture); sternal gills absent; sternal blisters absent; oostegites fringing setae simple. **Gnathopod 1** subchelate; dissimilar in males and females (sexually dimorphic); larger (or stouter) than gnathopod 2; **larger (or stouter) than gnathopod 2**; propodus palm with peg-like robust setae along palmar margin. Gnathopod 2 subchelate; dissimilar in males and females (sexually dimorphic); carpus not produced along posterior margin of propodus, projecting between merus and propodus. Pereopods 3–4 not sexually dimorphic. Pereopod 4 without posteroventral lobe. Pereopod 5 shorter than pereopod 6; coxa with large anteroventral lobe. Pereopod 7 longer than pereopod 5. Pleonites 1–3 without dorsal carinae. Urosomites 1–3 free; without slender or robust dorsal setae. Urosomite 1 without large distoventral robust seta. Urosomite 2 without dorsal setae. Uropod 1 with 1 or 2 basofacial robust setae. Uropod 3 sexually dimorphic; biramous, with plumose setae or without plumose setae; endopod subequal in length to exopod. **Telson deeply or moderately cleft**; dorsal or lateral robust setae absent; apical robust setae present.

Habitat. Freshwater, hypogean.

Included genera. *Artesia* Holsinger, 1980; *Spelaeogammarus* Da Silva Brum, 1975.

Remarks. Holsinger (1980) considered the artesiids and bogidiellids as sister-taxa. According to Holsinger (1980) artesiids ‘differs from most other bogidiellids in having broader coxal plates (especially those of pereopods 5 and 6), broadened basis of pereopod 7, unreduced pleopods (although the number of segments in the rami is low when compared with many other gammaridan genera), urosomites with dorsal spines, setae on the margins of the rami of uropod 3, and deeply cleft telson’.

Distribution. Texas, southern United States. Brazil.

Bogidiellidae Hertzog, 1936

Type genus. *Bogidiella* Hertzog, 1933.

Diagnostic description. *Body subcylindrical or vermiform.* Eyes, well developed or absent, if present then subrectangular. Antennae 1–2 calceoli absent. **Antenna 1** subequal in length or longer than antenna 2; peduncular article 1 shorter than, subequal in length to or longer than article 2; article 2 longer than article 3; **article 3 shorter than article 1**; peduncular articles 1–2 not geniculate; accessory flagellum present or absent; if present if present short or minute. **Antenna 2 peduncular article 1 not enlarged.** Mandible molar triturative; palp, symmetrical. Maxilla 1 basal endite apically setose or without setae; palps symmetrical. Maxilla 2 basal endite without oblique setal row. Coxal gills on pereopods 2–6, stalked (with proximal restriction or complete suture) or not stalked; sternal gills absent; sternal blisters absent; oostegites fringing setae simple. Gnathopod 1 simple or subchelate; similar in males and females (not sexually dimorphic); similar in size to or larger (or stouter) than gnathopod 2; **propodus palm with one to several simple or bifid robust setae along palmar margin.** Gnathopod 2 simple or subchelate; dissimilar in males and females (sexually dimorphic); similar in males and females (not sexually dimorphic); carpus strongly produced along posterior margin of propodus or slightly produced along posterior margin of propodus or not produced along posterior margin of propodus, projecting between merus and propodus. Pereopods 3–4 not sexually dimorphic. Pereopod 4 without posteroventral lobe. Pereopod 5 shorter than pereopod 6; coxa with posterodorsal lobe or with large anteroventral lobe or without lobes. Pereopod 7 longer than pereopod 5. Pleonites 1–3 without dorsal carinae. Urosomites 1–3 free; without slender or robust dorsal setae. **Urosomite 1 without large distoventral robust seta.** Urosomite 2 without dorsal setae. Uropod 1 with or without basofacial robust setae. Uropod 3 not sexually dimorphic; biramous, without plumose setae; endopod shorter than exopod or subequal to exopod. **Telson moderately cleft, weakly cleft, notched, emarginate or entire**; dorsal or lateral robust setae present or absent; apical robust setae present or absent.

Habitat. Freshwater, hypogean.

Included genera. *Actogidiella* Stock, 1981; *Aequigidiella* Botosaneanu & Stock, 1989; *Afridiella* Karaman & Barnard, 1979; *Antillogidiella* Stock, 1981; *Arganogidiella* Koenemann & Holsinger, 1999; *Argentinogidiella* Koenemann & Holsinger, 1999; *Aurobogidiella* G. Karaman, 1988b; *Bermudagidiella* Koenemann & Holsinger, 1999; *Bogidiella* Hertzog, 1933; *Bogidomma* Bradbury & Williams, 1996; *Bollegidia* Ruffo, 1974a; *Cabodigiella*

Stock & Vonk, 1992; *Dycticogidiella* Grosso & Claps, 1985; *Eobogidiella* Karaman, 1981d; *Fidelidiella* Jaume, Gràcia & Boxshall, 2007; *Glyptogidiella* Vonk & Jaume, 2010; *Grossogidiella* Koenemann & Holsinger, 1999; *Guagidiella* Stock, 1981; *Hebraegidiella* G. Karaman, 1988a; *Indogidiella* Koenemann & Holsinger, 1999; *Maghrebidiella* Diviacco & Ruffo, 1985; *Marigidiella* Stock, 1981; *Marinobogidiella* G. Karaman, 1981d; *Medigidiella* Stock, 1981; *Megagidiella* Koenemann & Holsinger, 1999; *Mesochthongidiella* Grosso & Fernandez, 1985; *Mexigidiella* Stock, 1981; *Nubigidiella* G. Karaman, 1988a; *Omangidiella* Iannilli, Holsinger, Ruffo & Vonk, 2006; *Orchestigidiella* Stock, 1981; *Parabogidiella* Holsinger, 1980; *Patagongidiella* Grosso & Fernández, 1993; *Racovella* Jaume, Gràcia & Boxshall, 2007; *Stockigidiella* Iannilli, Holsinger, Ruffo & Vonk, 2006; *Stygogidiella* Stock, 1981; *Xystriogidiella* Stock, 1984b.

Distribution. Cosmopolitan.

Salentinellidae Bousfield, 1977

Type genus. *Salentinella* Ruffo, 1947.

Diagnostic description. Body laterally compressed or subcylindrical. Eyes absent. *Antennae 1–2 calceoli absent.* Antenna 1 shorter than or subequal in length to antenna 2; peduncular article 1 longer than article 2; article 2 longer than article 3; article 3 shorter than article 1; peduncular articles 1–2 not geniculate; accessory flagellum minute. *Antenna 2 peduncular article 1 not enlarged.* Mandible molar triturate; palp, symmetrical. Maxilla 1 basal endite apically setose; palps symmetrical. Maxilla 2 basal endite without oblique setal row. Labium inner lobes vestigial or absent. Coxal gills number and sequence [not known], not stalked; sternal gills absent; sternal blisters absent; oostegites fringing setae simple. Gnathopod 1 simple, weakly subchelate or subchelate; smaller (or weaker) than or similar in size to gnathopod 2; propodus palm without robust setae along palmar margin. Gnathopod 2 simple or subchelate; similar in males and females (not sexually dimorphic); carpus not produced along posterior margin of propodus, projecting between merus and propodus. Pereopods 3–4 not sexually dimorphic. Pereopod 4 without posteroventral lobe. Pereopod 5 subequal in length to pereopod 6; coxa equilobate or with posteroventral lobe. *Pereopod 7 subequal in length to pereopod 5.* Pleonites 1–3 without dorsal carinae. Urosomites 1–3 free; without slender or robust dorsal setae. *Urosomite 1 with large distoventral robust seta.* Urosomite 2 without dorsal setae. Uropod 1 without basofacial robust setae. Uropod 3 not sexually dimorphic; biramous or uniramous, without plumose setae; endopod shorter than exopod. Telson deeply cleft to entire; dorsal or lateral robust setae absent; apical robust setae present or absent.

Habitat. Freshwater or slightly brackish, hypogean.

Included genera. *Parasalentinella* Bou, 1971; *Salentinella* Ruffo, 1947.

Distribution. Balkans to Southern France, Spain and Morocco.

Infraorder Gammarida Latreille, 1802 stat. nov.

Diagnosis. Antenna 2 peduncular article 1 bulbous. Labium without inner plates.

Included parvorders. Crangonyctidira Bousfield, 1973 stat. nov.; Gammaridira Latreille, 1802 stat. nov.

Parvorder Crangonyctidira Bousfield, 1973 stat. nov.

Diagnosis. Maxilla 1 ischial endite setose apically. Coxal gills stalked. Uropod 3 endopod minute or absent.

Included superfamilies. Allocrangonyctoidea Holsinger, 1989 stat. nov.; Crangonyctoidea Bousfield, 1973.

Superfamily Allocrangonyctoidea Holsinger, 1989 stat. nov.

Diagnosis. Urosomite 1 without distoventral robust seta.

Included families. Allocrangonyctidae Holsinger, 1989; Crymostygiidae Kristjansson & Svavarsson, 2004; Dussartiellidae Lowry & Myers, 2012; Kergueleniolidae fam. nov.; Pseudoniphargidae Karaman, 1993.

Allocrangonyctidae Holsinger, 1989

Type genus. *Allocrangonyx* Schellenberg, 1936.

Diagnostic description. Body subcylindrical. Eyes absent. *Antennae 1–2 calceoli absent*. Antenna 1 longer than antenna 2; peduncular article 1 subequal to article 2; article 2 longer than article 3; article 3 shorter than article 1; peduncular articles 1–2 not geniculate; accessory flagellum minute. Antenna 2 peduncular article 1 not enlarged. Mandible molar triturating; palp symmetrical. Maxilla 1 basal endite apically setose; palps symmetrical. Maxilla 2 basal endite without oblique setal row. Labium inner lobes present. Coxal gills on pereopods 2–6, not stalked; sternal gills absent; sternal blisters present or absent; oostegites fringing setae simple. Gnathopod 1 subchelate; smaller (or weaker) than gnathopod 2; propodus palm with row or rows of simple or bifid robust setae along palmar margin. Gnathopod 2 subchelate; similar in males and females (not sexually dimorphic); carpus not produced along posterior margin of propodus, projecting between merus and propodus. Pereopods 3–4 not sexually dimorphic. Pereopod 4 without posteroventral lobe. *Pereopod 5* shorter than pereopod 6; *coxa with large anteroventral lobe*. Pereopod 7 longer than pereopod 5. Pleonites 1–3 without dorsal carinae. Urosomites 1–3 free; without slender or robust dorsal setae. *Urosomite 1 with large distoventral robust seta*. Urosomite 2 without dorsal setae. Uropod 1 with 1 or 2 basofacial robust setae. Uropod 3 sexually dimorphic; biramous, without plumose setae; endopod minute. *Telson notched*; dorsal or lateral robust setae absent; apical robust setae present.

Habitat. Freshwater, hypogean.

Included genera. *Allocrangonyx* Schellenberg, 1936.

Distribution. USA.

Crymostygiidae Kristjánsson & Svavarsson, 2004

Crymostygiidae (*sic*) Kristjánsson & Svavarsson, 2004: 188.

Type genus. *Crymostygius* Kristjánsson & Svavarsson, 2004.

Diagnostic description. Body subcylindrical. Eyes poorly developed. Antennae 1–2 calceoli absent. Antenna 1 slightly longer than antenna 2; peduncular article 1 slightly longer than article 2; article 2 longer than article 3; article 3 shorter than article 1; peduncular articles 1–2 not geniculate; accessory flagellum short or minute. Antenna 2 peduncular article 1 enlarged, bulbous. Mandible molar triturating; palp symmetrical. Maxilla 1 basal endite setose along medial margin; palps symmetrical. Maxilla 2 basal endite without oblique setal row. Labium inner lobes vestigial or absent. Coxal gills number and sequence [not known], stalked (with proximal restriction or complete suture) or stalked (without proximal restriction); *sternal gills present*, simple; sternal blisters absent; oostegites fringing setae simple. *Gnathopod 1* subchelate; similar in size to gnathopod 2; *propodus palm with row or rows of simple or bifid robust setae along palmar margin*. Gnathopod 2 subchelate; carpus not produced along posterior margin of propodus, projecting between merus and propodus. Pereopods 3–4 not sexually dimorphic. Pereopod 4 without posteroventral lobe. Pereopod 5 shorter than pereopod 6; coxa with small anteroventral lobe. Pereopod 7 longer than pereopod 5. Pleonites 1–3 without dorsal carinae. *Urosomites* 1–3 free; *with slender or robust dorsal setae*. Urosomite 1 without large distoventral robust seta. Urosomite 2 without dorsal setae. Uropod 1 without basofacial robust setae. *Uropod 3 biramous*, without plumose setae; endopod minute. Telson entire; dorsal or lateral robust setae absent; apical robust setae present.

Habitat. Freshwater, hypogean.

Included genera. *Crymostygius* Kristjánsson & Svavarsson, 2004.

Distribution. Iceland.

Dussartiellidae Lowry & Myers, 2012

Type genus. *Dussartiella* Ruffo, 1979.

Diagnostic description. *Body subcylindrical*. Eyes absent. Antennae 1–2 calceoli absent. Antenna 1 longer than antenna 2; peduncular article 1 longer than article 2; article 2 longer than article 3; article 3 shorter than article 1; peduncular articles 1–2 not geniculate; accessory flagellum minute. Antenna 2 peduncular article 1 enlarged,

bulbous. Mandible molar triturative; palp symmetrical. *Maxilla 1 basal endite apically setose; palps asymmetrical*. Maxilla 2 basal endite without oblique setal row. Labium inner lobes vestigial or absent. Coxal gills on pereopods 2–7, stalked (with proximal restriction or complete suture); sternal gills absent; sternal blisters absent; oostegites fringing setae simple. Gnathopod 1 subchelate; similar in males and females (not sexually dimorphic); similar in size to gnathopod 2; propodus palm without robust setae along palmar margin. Gnathopod 2 subchelate; similar in males and females (not sexually dimorphic); carpus not produced along posterior margin of propodus, projecting between merus and propodus. Pereopods 3–4 not sexually dimorphic. Pereopod 4 without posteroventral lobe. Pereopod 5 shorter than pereopod 6; coxa with small anteroventral lobe. Pereopod 7 longer than pereopod 5. Pleonites 1–3 without dorsal carinae. *Urosomites 1–3 free*; with slender or robust dorsal setae. Urosomite 1 without large distoventral robust seta. Urosomite 2 without dorsal setae. Uropod 1 with 1 or 2 basofacial robust setae or without basofacial robust setae. Uropod 3 not sexually dimorphic; biramous, without plumose setae; endopod minute. *Telson entire*; dorsal or lateral robust setae absent; apical robust setae present.

Habitat. Freshwater, hypogean.

Included genera. *Dussartiella* Ruffo, 1979; *Reinhardia* Iannilli, Krapp & Ruffo, 2011.

Distribution. Madagascar.

Kergueleniolidae fam. nov.

Type genus. *Kergueleniola* Ruffo, 1974b.

Diagnostic description. *Body vermiform*. Eyes absent. *Antennae 1–2 calceoli absent*. Antenna 1 longer than antenna 2; peduncular article 1 longer than article 2; peduncular articles 1–2 not geniculate; accessory flagellum present. *Antenna 2 peduncular article 1 enlarged, bulbous*. Mandible molar present; palp symmetrical. *Maxilla 1 basal endite apically setose*; palps symmetrical. Maxilla 2 basal endite without oblique setal row. Coxal gills on pereopods 2–6, stalked (with proximal restriction or complete suture) or not stalked; sternal gills absent; sternal blisters absent; oostegites fringing setae simple. Gnathopod 1 subchelate; similar in size to gnathopod 2; propodus palm without robust setae along palmar margin. Gnathopod 2 subchelate; similar in males and females (not sexually dimorphic); carpus not produced along posterior margin of propodus, projecting between merus and propodus. Pereopods 3–4 not sexually dimorphic. Pereopod 4 without posteroventral lobe. *Pereopod 5 coxa with small anteroventral lobe*. Pleonites 1–3 without dorsal carinae. Urosomites 1–3 free; without slender or robust dorsal setae. Urosomite 1, large distoventral robust seta [unknown]. Uropod 1 without basofacial robust setae. *Uropod 3* biramous, without plumose setae; *endopod subequal in length to exopod*. *Telson moderately cleft*; dorsal or lateral robust setae absent; apical robust setae absent.

Habitat. Freshwater, epigeal.

Included genera. Kergueleniolidae includes 1 genus: *Kergueleniola* Ruffo, 1974b.

Remarks. Koenemann & Holsinger (1999) expelled *Kergueleniola* from the Bogidiellidae because it had: cleft telson without robust setae; pleopods 1–3 with subequal, 1–articulate rami; gnathopod 1 carpus without distal lobe; and mandibular palp with row of subapical setae (C-setae). They listed other character differences such as; ‘the unusually shaped palp of the maxilliped, the long, rounded epimeral plates, and the armature and shape of the mandibles and uropods’. For us the kergueleniolids form a distinct family-level taxon based on the vermiform body with discontinuous coxae, subequal rami on uropod 3 and moderately cleft telson.

Distribution. Kerguelen Island.

Pseudoniphargidae G. Karaman, 1993

Type genus. *Pseudoniphargus* Chevreux, 1901.

Diagnostic description. Body laterally compressed or subcylindrical. Eyes absent. *Antennae 1–2 calceoli absent*. Antenna 1 longer than antenna 2; peduncular article 1 longer than article 2; article 2 longer than article 3; article 3 shorter than article 1; peduncular articles 1–2 not geniculate; accessory flagellum short or minute. Antenna 2 peduncular article 1 enlarged, bulbous. Mandible molar triturative; palp symmetrical. Maxilla 1 basal endite apically setose; palps symmetrical. Maxilla 2 basal endite without oblique setal row. Labium inner lobes present.

Coxal gills number and sequence [not known], *stalked (without proximal restriction)*; sternal gills absent; sternal blisters absent; oostegites fringing setae simple. **Gnathopod 1** subchelate; dissimilar in males and females (sexually dimorphic); *smaller (or weaker) than gnathopod 2*; propodus palm with row or rows of simple or bifid robust setae along palmar margin (reduced in size). Gnathopod 2 subchelate; dissimilar in males and females (sexually dimorphic); carpus not produced along posterior margin of propodus, projecting between merus and propodus. Pereopods 3–4 not sexually dimorphic. Pereopod 4 with well developed posteroventral lobe or without posteroventral lobe. Pereopod 5 shorter than pereopod 6; coxa with small anteroventral lobe. Pereopod 7 longer than pereopod 5. Pleonites 1–3 without dorsal carinae. Urosomites 1–3 free; with or without slender or robust dorsal setae. **Urosomite 1 without large distoventral robust seta**. Urosomite 2 without dorsal setae. Uropod 1 with or without basofacial robust setae. **Uropod 3** sexually dimorphic (*adriaticus* group) or not; biramous, without plumose setae; **endopod minute**. Telson notched, emarginate or entire; dorsal or lateral robust setae absent; apical robust setae present.

Habitat. Freshwater, hypogean.

Included genera. *Parapseudoniphargus* Notenboom 1988; *Pseudoniphargus* Chevreux, 1901.

Remarks. G. Karaman (1993) does not strictly follow the ICZN rules for establishing this family, in that he does not specifically state that it is a new family, but he does give a type genus and indicates that it is monotypic. We therefore attribute authorship of the family to G. Karaman (1993).

Distribution. Mediterranean region and Canary Islands.

Superfamily Crangonyctoidea Bousfield, 1973

Diagnosis. Urosomite 1 with distoventral robust seta.

Included families (14 families). Austroniphargidae Iannilli, Krapp & Ruffo, 2011; Chillagoeidae Lowry & Myers, 2012; Crangonyctidae Bousfield, 1973; Giniphargidae Lowry & Myers 2012; Kotumsaridae Messouli, Holsinger & Reddy, 2007; Neoniphargidae Bousfield, 1977; Niphargidae Bousfield, 1977; Paracrangonyctidae Bousfield, 1983; Paramelitidae Bousfield, 1977; Perthiidae Williams & Barnard, 1988; Pseudocrangonyctidae Holsinger, 1989; Sandroidae Lowry & Myers, 2012; Sternophysingidae Holsinger, 1992; Uronyctidae Lowry & Myers, 2012.

Austroniphargidae Iannilli, Krapp & Ruffo, 2011

Type genus. *Austroniphargus* Monod, 1925.

Diagnostic description. Body laterally compressed. Eyes absent. Antennae 1–2 calceoli absent. Antenna 1 longer than antenna 2; peduncular article 1 longer than article 2; article 2 subequal to or longer than article 3; article 3 shorter than article 1; peduncular articles 1–2 not geniculate; accessory flagellum short or minute. Antenna 2 peduncular article 1 enlarged, bulbous. Mandible molar triturate; palp symmetrical. Maxilla 1 basal endite apically setose; palps symmetrical or asymmetrical. Maxilla 2 basal endite without oblique setal row. Labium inner lobes vestigial or absent. Coxal gills on pereopods 2–7 or on pereopods 2–6, not stalked; sternal gills absent; sternal blisters absent; oostegites fringing setae simple. Gnathopod 1 subchelate; similar in size to gnathopod 2; propodus palm without robust setae along palmar margin. Gnathopod 2 subchelate; dissimilar in males and females (sexually dimorphic); carpus slightly produced along posterior margin of propodus. Pereopods 3–4 not sexually dimorphic. Pereopod 4 with well developed posteroventral lobe or without posteroventral lobe. Pereopod 5 subequal in length to pereopod 6; coxa with posterodorsal lobe. Pereopod 7 subequal in length to pereopod 5. Pleonites 1–3 without dorsal carinae. **Urosomites 1–3 coalesced**; without slender or robust dorsal setae. **Urosomite 1 with large distoventral robust seta**. Urosomite 2 without dorsal setae. Uropod 1 without basofacial robust setae. Uropod 3 not sexually dimorphic; biramous or uniramous, without plumose setae; endopod minute. **Telson weakly cleft, notched, emarginate or entire**; dorsal or lateral robust setae present or absent; apical robust setae present.

Habitat. Freshwater, hypogean.

Included genera. *Austroniphargus* Monod, 1925; *Libertinia* Iannilli, Krapp & Ruffo, 2011; *Davidia* Iannilli, Krapp & Ruffo, 2011.

Distribution. Madagascar.

Chillagoeidae Lowry & Myers, 2012

Type genus. *Chillagoe* Barnard & Williams, 1995.

Diagnostic description. Body laterally compressed. Eyes absent. *Antennae 1–2 calceoli crangonyctoid (type 9)*. Antenna 1 subequal in length or longer than antenna 2; peduncular article 1 subequal to, or longer than article 2; article 2 longer than article 3; article 3 shorter than article 1; peduncular articles 1–2 not geniculate; accessory flagellum short. Antenna 2 peduncular article 1 enlarged, bulbous. Mandible molar triturative; palp symmetrical. Maxilla 1 basal endite setose along medial margin or apically setose; palps symmetrical. Maxilla 2 basal endite without oblique setal row. Labium inner lobes vestigial or absent. Coxal gills on pereopods 2–6, stalked (without proximal restriction) or not stalked; sternal gills present, simple; sternal blisters absent; oostegites fringing setae simple. Gnathopod subchelate; 1 similar in males and females (not sexually dimorphic); smaller (or weaker) than or similar in size to gnathopod 2; propodus palm without robust setae along palmar margin. Gnathopod 2 subchelate; 1 similar in males and females (not sexually dimorphic); carpus slightly produced along posterior margin of propodus or not produced along posterior margin of propodus, projecting between merus and propodus. Pereopods 3–4 not sexually dimorphic. Pereopod 4 with well developed posteroventral lobe or with small posteroventral lobe or without posteroventral lobe. Pereopod 5 shorter than pereopod 6; coxa with small anteroventral lobe. Pereopod 7 subequal in length to, or longer than pereopod 5. Pleonites 1–3 without dorsal carinae. Urosomites 1–3 free; with slender or robust dorsal setae. Urosomite 1 with large distoventral robust seta. *Urosomite 2 with pair of dorsal concavities each with 1–3 small setae*. Uropod 1 with 1 or 2 basofacial robust setae. Uropod 3 not sexually dimorphic; uniramous, without plumose setae. Telson deeply cleft; dorsal or lateral robust setae present or absent; apical robust setae present.

Habitat. Freshwater, hypogean.

Included genera. *Chillagoe* Barnard & Williams, 1995.

Distribution. Tropical Australia.

Crangonyctidae Bousfield, 1973

Type genus. *Crangonyx* Bate, 1859.

Diagnostic description. Body laterally compressed or subcylindrical. Eyes well developed or absent, if present then round, ovoid or subrectangular. *Antennae 1–2 calceoli crangonyctoid (type 9)*. Antenna 1 longer than antenna 2; peduncular article 1 subequal to, or longer than article 2; article 2 longer than article 3; article 3 shorter than article 1; peduncular articles 1–2 not geniculate; accessory flagellum minute. Antenna 2 peduncular article 1 enlarged, bulbous. Mandible molar triturative; palp symmetrical. Maxilla 1 basal endite setose along medial margin or apically setose; palps symmetrical. *Maxilla 2 basal endite with oblique setal row*. Labium inner lobes present. Coxal gills number and sequence [not known], stalked (with proximal restriction or complete suture); sternal gills present, simple; sternal blisters absent; oostegites fringing setae simple. *Gnathopod 1* subchelate; similar in males and females (not sexually dimorphic); smaller (or weaker) than or similar in size to gnathopod 2; *propodus palm with row or rows of simple or bifid robust setae along palmar margin*. Gnathopod 2 subchelate; similar in males and females (not sexually dimorphic); carpus not produced along posterior margin of propodus, projecting between merus and propodus. Pereopods 3–4 not sexually dimorphic. *Pereopod 4 with well developed posteroventral lobe or without posteroventral lobe*. Pereopod 5 shorter than, subequal in length to, or longer than pereopod 6; coxa with large anteroventral lobe or with small anteroventral lobe. Pereopod 7 shorter than, subequal in length to, or longer than pereopod 5. Pleonites 1–3 without dorsal carinae. Urosomites 1–3 free; without slender or robust dorsal setae. Urosomite 1 with or without large distoventral robust seta. *Urosomite 2 without dorsal setae*. Uropod 1 with 1 or 2 basofacial robust setae or without basofacial robust setae. Uropod 3 not sexually dimorphic; biramous, uniramous or rami absent, without plumose setae; endopod minute or shorter than exopod. Telson moderately cleft, notched, emarginate or entire; dorsal or lateral robust setae absent; apical robust setae present.

Habitat. Freshwater, hypogean and epigean.

Included genera. *Bactrurus* Hay, 1902; *Crangonyx* Bate, 1859; *Lyurella* Derzhavin, 1939; *Pachypodacrangonyx* Boutin & Coineau, 1987; *Stygobromus* Cope, 1872; *Stygonyx* Bousfield & Holsinger, 1989; *Synurella* Wrzesniowski, 1877.

Distribution. Holarctic.

Giniphargidae Lowry & Myers 2012

Type genus. *Giniphargus* Williams & Barnard, 1988.

Diagnostic description. Body subcylindrical or vermiform. Eyes absent. Antennae 1–2 calceoli absent. Antenna 1 longer than antenna 2; peduncular article 1 shorter than article 2; article 2 longer than article 3; article 3 shorter than article 1; peduncular articles 1–2 not geniculate; accessory flagellum short. Antenna 2 peduncular article 1 enlarged, bulbous. Mandible molar absent; palp symmetrical. Maxilla 1 basal endite setose along medial margin; palps symmetrical. Maxilla 2 basal endite with oblique setal row. Labium inner lobes present. **Coxal gills on pereopods 2–6; sternal gills present**, simple; sternal blisters absent; oostegites fringing setae simple. **Gnathopod 1** subchelate; similar in males and females (not sexually dimorphic); similar in size to gnathopod 2; **propodus palm without robust setae along palmar margin**. Gnathopod 2 subchelate; similar in males and females (not sexually dimorphic); carpus not produced along posterior margin of propodus, projecting between merus and propodus. Pereopods 3–4 not sexually dimorphic. Pereopod 4 without posteroventral lobe. **Pereopod 5** shorter than pereopod 6; **coxa with posterodorsal lobe**. Pereopod 7 longer than pereopod 5. Pleonites 1–3 without dorsal carinae. Urosomites 1–3 free; without slender or robust dorsal setae. Urosomite 1 with large distoventral robust seta. Urosomite 2 without dorsal setae. Uropod 1 without basofacial robust setae. Uropod 3 not sexually dimorphic; uniramous, without plumose setae. Telson moderately cleft; dorsal or lateral robust setae absent; apical robust setae present.

Habitat. Freshwater, ? hypogean.

Included genera. *Giniphargus* Williams & Barnard, 1988.

Distribution. Temperate Australia.

Kotumsaridae Messouli, Holsinger & Reddy, 2007

Type genus. *Kotumsaria* Messouli, Holsinger & Reddy, 2007.

Diagnostic description. Body subcylindrical. Eyes absent. Antennae 1–2 calceoli absent. Antenna 1 slightly longer than antenna 2; peduncular article 1 longer than article 2; article 2 longer than article 3; article 3 shorter than article 1; peduncular articles 1–2 not geniculate; accessory flagellum absent. Antenna 2 peduncular article 1 enlarged, bulbous. Mandible molar triturrative; palp symmetrical. Maxilla 1 basal endite apically setose; palps symmetrical. Maxilla 2 basal endite without oblique setal row. Labium inner lobes vestigial or absent. **Coxal gills on pereopods 2–6**, stalked (with proximal restriction or complete suture); **sternal gills present**, simple; sternal blisters absent. **Gnathopod 1** subchelate; similar in males and females (not sexually dimorphic); **larger (or stouter) than gnathopod 2**; propodus palm with single row of simple robust setae along palmar margin. Gnathopod 2 subchelate; similar in males and females (not sexually dimorphic); carpus not produced along posterior margin of propodus, projecting between merus and propodus. Pereopods 3–4 not sexually dimorphic. Pereopod 4 without posteroventral lobe. **Pereopod 5** shorter than pereopod 6; **coxa without lobes**. Pereopod 7 longer than pereopod 5. Pleonites 1–3 without dorsal carinae. Urosomites 1–3 free; with slender or robust dorsal setae. Urosomite 1 with large distoventral robust seta. Urosomite 2 with pair of dorsal concavities each with 1–3 small setae. Uropod 1 without basofacial robust setae. Uropod 3 not sexually dimorphic; biramous, without plumose setae; endopod minute. Telson entire; dorsal or lateral robust setae absent; apical robust setae present.

Habitat. Freshwater, hypogean.

Included genera. *Kotumsaria* Messouli, Holsinger & Reddy, 2007.

Remarks. Messouli *et al.* (2007) alluded to the possibility that kotumsarids might be crangonyctidirans and our phylogenetic results indicate they are.

Distribution. India.

Neoniphargidae Bousfield, 1977

Type genus. *Neoniphargus* Stebbing, 1899b.

Diagnostic description. Body laterally compressed. Eyes well developed or absent, if present then reniform. *Antennae 1–2 calceoli crangonyctoid (type 9)*. Antenna 1 subequal in length to, or longer than antenna 2; peduncular article 1 shorter or longer than article 2; article 2 longer than article 3; article 3 shorter than article 1; peduncular articles 1–2 not geniculate; accessory flagellum short. *Antenna 2 peduncular article 1 enlarged, bulbous. Mandible molar triturative*; palps symmetrical. Maxilla 1 basal endite apically setose; palp present, asymmetrical (slight, in the apical setae). Maxilla 2 basal endite without oblique setal row. Labium inner lobes vestigial or absent. Coxal gills number and sequence [not known], stalked (with proximal restriction or complete suture); *sternal gills present*, simple or dendritic; sternal blisters absent; oostegites fringing setae simple. Gnathopod 1 subchelate; dissimilar in males and females (sexually dimorphic); similar in size to gnathopod 2; propodus palm without robust setae along palmar margin. Gnathopod 2 subchelate; similar or dissimilar in males and females (sexually dimorphic or not); carpus slightly produced or not produced along posterior margin of propodus, projecting between merus and propodus. Pereopods 3–4 not sexually dimorphic. Pereopod 4 with well developed or small posteroventral lobe. Pereopod 5 shorter than or subequal in length to pereopod 6; coxa equilobate or with posteroventral lobe or with small anteroventral lobe. Pereopod 7 subequal in length to, or longer than pereopod 5. Pleonites 1–3 without dorsal carinae. Urosomites 1–3 free; with or without slender or robust dorsal setae. Urosomite 1 with or without large distoventral robust seta. **Urosomite 2 without dorsal setae.** Uropod 1 without basofacial robust setae. Uropod 3 not sexually dimorphic; biramous, with plumose setae or without plumose setae; endopod minute or shorter than exopod. **Telson deeply cleft**, moderately cleft, weakly cleft or notched; dorsal or lateral robust setae absent; apical robust setae present.

Habitat. Freshwater, hypogean.

Included genera. *Jasptorus* Bradbury & Williams, 1997; *Neocrypta* Bradbury & Williams, 1997; *Neoniphargus* Stebbing, 1899b; *Tasniphargus* Williams & Barnard, 1988; *Wesniphargus* Williams & Barnard, 1988; *Wombeyanus* Bradbury & Williams, 1997; *Yulia* Williams & Barnard, 1988.

Remarks. There is not much to separate Neoniphargidae from Perthiidae. Based on our analysis: maxilla 1 palp is slightly asymmetrical (symmetrical in Perthiidae) and coxal gills are stalked (not stalked in Perthiidae). Another good character may be the mandibular molar which is triturating in neoniphargids (not in perthiids).

Distribution. Temperate Australia.

Niphargidae Bousfield, 1977

Type genus. *Niphargus* Schiödte, 1849

Diagnostic description. Body laterally compressed, subcylindrical or vermiform. Eyes absent. Antennae 1–2 calceoli absent. *Antenna 1 longer than antenna 2*; peduncular article 1 longer than article 2; article 2 shorter than, subequal to, or longer than article 3; article 3 shorter than article 1; peduncular articles 1–2 not geniculate; accessory flagellum short or minute. Antenna 2 peduncular article 1 enlarged, bulbous. Mandible molar triturative; palp symmetrical. Maxilla 1 basal endite setose along medial margin or apically setose; palps symmetrical. Maxilla 2 basal endite without oblique setal row. *Labium inner lobes present. Coxal gills* number and sequence [not known], *stalked (with proximal restriction or complete suture)*; *sternal gills absent*; sternal blisters absent; oostegites fringing setae simple. Gnathopod 1 subchelate; similar or dissimilar in males and females (sexually dimorphic); smaller (or weaker) than or similar in size to gnathopod 2; propodus palm without robust setae along palmar margin. Gnathopod 2 subchelate; similar or dissimilar in males and females (sexually dimorphic); carpus not produced along posterior margin of propodus, projecting between merus and propodus. Pereopods 3–4 not sexually dimorphic. Pereopod 4 with small posteroventral lobe or without posteroventral lobe. Pereopod 5 shorter than pereopod 6; coxa with posterodorsal lobe or with large anteroventral lobe or with small anteroventral lobe or without lobes. Pereopod 7 longer than pereopod 5. Pleonites 1–3 without dorsal carinae. Urosomites 1–3 free; with or without slender or robust dorsal setae. **Urosomite 1 with large distoventral robust seta.** Urosomite 2 with pair of dorsal concavities each with 1–3 small setae or without dorsal setae. **Uropod 1 without basofacial robust setae.** Uropod 3 biramous or uniramous, with plumose setae or without plumose setae; endopod minute or shorter than exopod. **Telson deeply cleft or moderately cleft**; dorsal or lateral robust setae present or absent; apical robust setae present or absent.

Habitat. Freshwater, hypogean.

Included genera. *Carinurella* Sket, 1971; *Foroniphargus* G. Karaman, 1985b; *Haploginglymus* Mateus & Mateus, 1958; *Microniphargus* Schellenberg, 1934; *Niphargellus* Schellenberg, 1938; *Niphargobates* Sket, 1981; *Niphargopsis* Chevreaux, 1922; *Niphargus* Schiödte, 1849; *Pontoniphargus* Dancau, 1970.

Distribution. Palaearctic.

Paracrangonyctidae Bousfield, 1983

Type genus. *Paracrangonyx* Stebbing, 1899b.

Diagnostic description. Body subcylindrical or vermiform. Eyes absent. Antenna 1 subequal in length to, or longer than antenna 2; peduncular article 1 longer than article 2; article 2 longer than article 3; article 3 shorter than article 1; peduncular articles 1–2 not geniculate; accessory flagellum short or minute. *Antennae 1–2 calceoli absent. Antenna 2 peduncular article 1 enlarged, bulbous.* Mandible molar triturative; palp symmetrical. Maxilla 1 basal endite apically setose or without setae; palps symmetrical. Maxilla 2 basal endite without oblique setal row. Coxal gills on pereopods 2–6, stalked (without proximal restriction) or not stalked; *sternal gills present*, simple; sternal blisters absent; oostegites fringing setae simple. *Gnathopod 1* subchelate; similar in males and females (not sexually dimorphic); *similar in size to gnathopod 2*; propodus palm without robust setae along palmar margin. Gnathopod 2 subchelate; similar in males and females (not sexually dimorphic); carpus not produced along posterior margin of propodus, projecting between merus and propodus. Pereopods 3–4 not sexually dimorphic. Pereopod 4 without posteroventral lobe. Pereopod 5 shorter than pereopod 6; coxa with small anteroventral lobe or without lobes. Pereopod 7 longer than pereopod 5. Pleonites 1–3 without dorsal carinae. Urosomites 1–3 free; without slender or robust dorsal setae. *Urosomite 1 with large distoventral robust seta.* Urosomite 2 without dorsal setae. Uropod 1 without basofacial robust setae. Uropod 3 not sexually dimorphic; biramous or uniramous, without plumose setae; endopod minute. *Telson notched or entire*; dorsal or lateral robust setae absent; apical robust setae present.

Habitat. Freshwater, hypogean.

Included genera. *Paracrangonyx* Stebbing, 1899b.

Distribution. New Zealand.

Paramelitidae Bousfield, 1977

Type genus. *Paramelita* Schellenberg, 1926

Diagnostic description. Body laterally compressed. Eyes well developed or absent, if present then round, ovoid or reniform. *Antennae 1–2 calceoli crangonyctoid (type 9).* Antenna 1 subequal in length to, or longer than antenna 2; peduncular article 1 subequal to, or longer than article 2; article 2 longer than article 3; article 3 shorter than article 1; peduncular articles 1–2 not geniculate; accessory flagellum short. Antenna 2 peduncular article 1 enlarged, bulbous. Mandible molar triturative; palp symmetrical. Maxilla 1 basal endite setose along medial margin or apically setose; palps symmetrical. Maxilla 2 basal endite with or without oblique setal row. Coxal gills on pereopods 2–6, stalked (without proximal restriction) or not stalked; sternal gills present or sternal gills absent, simple; sternal blisters absent; oostegites fringing setae simple. Gnathopod 1 subchelate; similar or dissimilar in males and females (sexually dimorphic or not); smaller (or weaker) than or similar in size to gnathopod 2; propodus palm without robust setae along palmar margin. Gnathopod 2 subchelate; similar or dissimilar in males and females (sexually dimorphic or not); carpus slightly produced along posterior margin of propodus or not produced along posterior margin of propodus, projecting between merus and propodus. Pereopods 3–4 not sexually dimorphic. Pereopod 4 with well developed posteroventral lobe or with small posteroventral lobe or without posteroventral lobe. Pereopod 5 shorter than pereopod 6; coxa with posteroventral lobe or with large anteroventral lobe or with small anteroventral lobe. Pereopod 7 subequal in length to, or longer than pereopod 5. Pleonites 1–3 without dorsal carinae. Urosomites 1–3 free; with slender or robust dorsal setae. Urosomite 1 with large distoventral robust seta. *Urosomite 2 with or with multiple slender setae across the somite.* Uropod 1 without basofacial robust setae. Uropod 3 not sexually dimorphic; biramous, without plumose setae; endopod minute or shorter than exopod. Telson deeply cleft, moderately cleft or entire; dorsal or lateral robust setae present or absent; apical robust setae present.

Habitat. Freshwater, epigean and hypogean.

Included genera. *Antipodeus* Williams & Barnard, 1988; *Aquadulcaris* Stewart & Griffiths, 1995; *Austrocrangonyx* Barnard & Karaman, 1984; *Austrogammarus* Barnard & Karaman, 1984; *Chydaekata* Bradbury, 2000; *Hurleya* Straškraba, 1966; *Kruptus* Finston, Johnson & Knott, 2008; *Mathamelita* Stewart & Griffiths, 1995; *Molina* Bradbury, 2000; *Paramelita* Schellenberg, 1926; *Pilbarus* Bradbury & Williams, 1997; *Protocrangonyx* Nicholls, 1926; *Totgammarus* Bradbury & Williams, 1995; *Toulrabia* Barnard & Williams, 1995.

Distribution. Australia, South Africa.

Perthiidae Williams & Barnard, 1988

Type genus. *Perthia* Straškraba, 1964.

Diagnostic description. Body laterally compressed. Eyes well developed, reniform. **Antennae 1–2 calceoli crangonyctoid (type 9).** Antenna 1 shorter than or longer than antenna 2; peduncular article 1 longer than article 2; article 2 longer than article 3; article 3 shorter than article 1; peduncular articles 1–2 not geniculate; accessory flagellum short. Antenna 2 peduncular article 1 enlarged, bulbous. Mandible molar non-tritulative or with tiny tritulating patch; palp symmetrical. Maxilla 1 basal endite apically setose; palps symmetrical. Maxilla 2 basal endite without oblique setal row. Coxal gills on pereopods 2–6, not stalked; sternal gills dendritic; sternal blisters absent; oostegites fringing setae simple. Gnathopod 1 subchelate; dissimilar in males and females (sexually dimorphic); smaller (or weaker) than or similar in size to gnathopod 2; propodus palm without robust setae along palmar margin. **Gnathopod 2** subchelate; similar in males and females (not sexually dimorphic); **carpus strongly produced along posterior margin of propodus.** Pereopods 3–4 not sexually dimorphic. Pereopod 4 with well developed posteroventral lobe. Pereopod 5 shorter than pereopod 6; coxa equilobate or with small anteroventral lobe. Pereopod 7 longer than pereopod 5. Pleonites 1–3 without dorsal carinae. Urosomites 1–3 free; with slender or robust dorsal setae. Urosomite 1 with large distoventral robust seta. Urosomite 2 without dorsal setae. Uropod 1 without basofacial robust setae. Uropod 3 not sexually dimorphic; biramous, without plumose setae; endopod minute or shorter than exopod. **Telson deeply cleft;** dorsal or lateral robust setae present or absent; apical robust setae present.

Habitat. Freshwater, epigean.

Included genera. *Perthia* Straškraba, 1964.

Distribution. Temperate Australia.

Pseudocrangonyctidae Holsinger, 1989

Type genus. *Pseudocrangonyx* Akatsuka & Komai, 1922.

Diagnostic description. Body subcylindrical. Eyes well developed or absent. Antenna 1 longer than antenna 2; peduncular article 1 longer than article 2; article 2 longer than article 3; article 3 shorter than article 1; peduncular articles 1–2 not geniculate; accessory flagellum minute. Antennae 1–2 calceoli absent. Antenna 2 peduncular article 1 enlarged, bulbous. Mandible molar tritulative; palp present, symmetrical. Maxilla 1 basal endite apically setose; palps symmetrical. Maxilla 2 basal endite with oblique setal row. Labium inner lobes vestigial or absent. Coxal gills on pereopods 2–7, stalked with proximal suture; **sternal gills present,** simple; sternal blisters present or absent; oostegites fringing setae simple. Gnathopod 1 subchelate; dissimilar in males and females (sexually dimorphic); similar in size to, or larger (or stouter) than gnathopod 2; propodus palm with peg-like robust setae along palmar margin. Gnathopod 2 subchelate; dissimilar in males and females (sexually dimorphic); carpus not produced along posterior margin of propodus, projecting between merus and propodus. Pereopods 3–4 not sexually dimorphic. Pereopod 4 without posteroventral lobe. Pereopod 5 shorter than pereopod 6; coxa with small anteroventral lobe. Pereopod 7 longer than pereopod 5. Pleonites 1–3 without dorsal carinae. **Urosomites 1–3 free; with slender or robust dorsal setae.** Urosomite 1 without large distoventral robust seta. Urosomite 2 without dorsal setae. **Uropod 1 with 1 or 2 basofacial robust setae.** Uropod 3 sexually dimorphic; uniramous, without plumose setae. **Telson notched, emarginate or entire;** dorsal or lateral robust setae absent; apical robust setae present.

Habitat. Freshwater, hypogean.

Included genera. *Procrangonyx* Schellenberg, 1934; *Pseudocrangonyx* Akatsuka & Komai, 1922.

Distribution. North-eastern China, eastern Siberia (including the Kamchatka Peninsula), Korea and the Japanese Islands.

Sandroidae Lowry & Myers, 2012

Type genus. *Sandro* Karaman & Barnard, 1979.

Diagnostic description. Body laterally compressed. Eyes apparently absent. Antennae 1–2 calceoli absent. Antenna 1 longer than antenna 2; peduncular article 1 subequal to, or longer than article 2; article 2 longer than article 3; article 3 longer than article 1; peduncular articles 1–2 not geniculate; accessory flagellum minute. **Antenna 2 peduncular article 1 enlarged, bulbous.** Mandible molar triturative; palp symmetrical. Maxilla 1 basal endite without setae; palps symmetrical. Maxilla 2 basal endite without oblique setal row. Labium inner lobes present. Coxal gills on pereopods 3–7, not stalked; sternal gills absent; sternal blisters absent; oostegites fringing setae simple. Gnathopod 1 subchelate; similar in males and females (not sexually dimorphic); similar in size to gnathopod 2; propodus palm without robust setae along palmar margin. Gnathopod 2 subchelate; carpus slightly produced along posterior margin of propodus. Pereopods 3–4 not sexually dimorphic. Pereopod 4 with well developed posteroventral lobe. Pereopod 5 shorter than pereopod 6; coxa with small posterodorsal lobe. Pereopod 7 longer than pereopod 5. Pleonites 1–3 without dorsal carinae. **Urosomites 1–3 coalesced; with sparse slender or robust dorsal setae.** Urosomite 1 with large distoventral robust seta. Urosomite 2 without dorsal setae. Uropod 1 without basofacial robust setae. Uropod 3 sexually dimorphic; biramous, without plumose setae; endopod minute. Telson deeply cleft; dorsal or lateral robust setae absent; apical robust setae present.

Habitat. Freshwater, epigean.

Included genera. *Sandro* Karaman & Barnard, 1979.

Distribution. Madagascar.

Sternophysingidae Holsinger, 1992

Type genus. *Sternophysinx* Holsinger & Straškraba, 1973.

Diagnostic description. **Body laterally compressed.** Eyes absent. **Antennae 1–2 calceoli crangonyctoid (type 9).** Antenna 1 longer than antenna 2; peduncular article 1 longer than article 2; article 2 longer than article 3; article 3 shorter than article 1; peduncular articles 1–2 not geniculate; accessory flagellum minute. Antenna 2 peduncular article 1 enlarged, bulbous. Mandible molar triturative; palp symmetrical. Maxilla 1 basal endite apically setose; palps symmetrical. Maxilla 2 basal endite without oblique setal row. Labium inner lobes present. **Coxal gills** on pereopods 2–6, **stalked (with proximal restriction or complete suture); sternal gills present, simple; sternal blisters present;** oostegites fringing setae simple. Gnathopod 1 subchelate; dissimilar in males and females (sexually dimorphic); similar in size to, or larger (or stouter) than gnathopod 2; propodus palm without robust setae along palmar margin. Gnathopod 2 subchelate; similar in males and females (not sexually dimorphic); carpus not produced along posterior margin of propodus, projecting between merus and propodus. Pereopods 3–4 not sexually dimorphic. **Pereopod 4 with small posteroventral lobe.** Pereopod 5 shorter than pereopod 6; coxa with small anteroventral lobe. Pereopod 7 longer than pereopod 5. Pleonites 1–3 without dorsal carinae. Urosomites 1–3 free; with slender or robust dorsal setae. Urosomite 1 with large distoventral robust seta. Urosomite 2 without dorsal setae. Uropod 1 without basofacial robust setae. Uropod 3 not sexually dimorphic; biramous, without plumose setae; endopod minute. Telson notched or emarginate; dorsal or lateral robust setae absent; apical robust setae present.

Habitat. Freshwater, hypogean.

Included genera. *Sternophysinx* Holsinger & Straškraba, 1973.

Distribution. South Africa.

Uronyctidae Lowry & Myers, 2012

Type genus. *Uronyctus* Stock & Iliffe, 1990.

Diagnostic description. Body subcylindrical or vermiform. Eyes absent. *Antennae 1–2 calceoli absent.* Antenna 1 longer than antenna 2; peduncular article 1 shorter than article 2; article 2 longer than article 3; article 3 shorter than article 1; peduncular articles 1–2 not geniculate; accessory flagellum short. **Antenna 2 peduncular article 1 enlarged, bulbous.** Mandible molar triturating; palp symmetrical. Maxilla 1 basal endite setose along medial margin; palps symmetrical. Maxilla 2 basal endite with oblique setal row. *Coxal gills on pereopods 2–7, stalked (with proximal restriction or complete suture); sternal gills present, simple; sternal blisters absent; oostegites fringing setae simple.* **Gnathopod 1** subchelate; sexually dimorphic [not known]; *smaller (or weaker) than gnathopod 2*; propodus palm with row or rows of simple or bifid robust setae along palmar margin. Gnathopod 2 subchelate; sexual dimorphism [not known]; carpus not produced along posterior margin of propodus, projecting between merus and propodus. Pereopods 3–4 not sexually dimorphic. Pereopod 4 without posteroventral lobe. **Pereopod 5** shorter than pereopod 6; *coxa with posterodorsal lobe.* Pereopod 7 longer than pereopod 5. Pleonites 1–3 without dorsal carinae. Urosomites 1–3 free; without slender or robust dorsal setae. Urosomite 1 with large distoventral robust seta. Urosomite 2 without dorsal setae. Uropod 1 without basofacial robust setae. **Uropod 3** not sexually dimorphic; **uniramous**, without plumose setae. *Telson moderately cleft; dorsal or lateral robust setae absent; apical robust setae present.*

Habitat. Freshwater hypogean.

Included genera. *Uronyctus* Stock & Iliffe, 1990.

Distribution. Temperate Australia.

Parvorder Gammaridira Latreille, 1802 stat. nov.

Diagnosis. Coxal gills unstalked. Sternal gills absent. Uropod 3 endopod well developed, shorter than exopod.

Included superfamilies. Gammaroidea Latreille, 1802.

Superfamily Gammaroidea Latreille, 1802 (Bousfield, 1977)

Diagnosis. As for parvorder.

Included families (20 families). Acanthogammaridae Garjajev, 1901; Anisogammaridae Bousfield, 1977; Baikalogammaridae Kamal'tynov, 2001; Bathyporeiidae d'Udekem d'Acoz, 2011; Behningiellidae Kamal'tynov, 2001; Falklandellidae Lowry & Myers 2012; Gammaracanthidae Bousfield, 1989; Gammarellidae Bousfield, 1977; Gammaridae Latreille, 1802; Iphigeniellidae Kamal'tynov, 2001; Luciobliviidae Tomikawa 2007; Macrohectopidae Sowinsky, 1915; Mesogammaridae Bousfield, 1977; Micruropodidae Kamal'tynov, 1999; Pachyschesidae Kamal'tynov, 1999; Pallaseidae Takhteev, 2000; Paraleptamphopidae Bousfield, 1983; Phreatogammaridae Bousfield, 1982a; Pontogammaridae Bousfield, 1977; Sensoratoridae Lowry & Myers, 2012; Typhlogammaridae Bousfield, 1978.

Acanthogammaridae Garjajev, 1901

Type genus. *Acanthogammarus* Stebbing, 1899b.

Diagnostic description. Body laterally compressed or subcylindrical. Eyes well developed or absent, if present then round or ovoid. Antennae 1–2 calceoli absent. Antenna 1 longer than antenna 2; peduncular article 1 longer than article 2; article 2 subequal to or longer than article 3; article 3 shorter than article 1; peduncular articles 1–2 not geniculate; accessory flagellum short or minute. **Antenna 2 peduncular article 1 enlarged, bulbous.** Mandible molar [not known]; palps symmetrical; 3–articulate. Maxilla 1 basal endite setose along medial margin or apically setose; palps symmetrical. **Maxilla 2 basal endite without oblique setal row.** Coxal gills on pereopods 2–7, not stalked; sternal gills absent; sternal blisters absent; oostegites fringing setae simple. **Gnathopod 1**

subchelate; *dissimilar in males and females (sexually dimorphic)*; subchelate; similar in size to gnathopod 2; propodus palm without robust setae along palmar margin. Gnathopod 2 subchelate; dissimilar in males and females (sexually dimorphic); carpus not produced along posterior margin of propodus, projecting between merus and propodus. Pereopods 3–4 not sexually dimorphic. Pereopods 3–4 not sexually dimorphic. Pereopod 4 with well developed posteroventral lobe or without posteroventral lobe. Pereopod 5 shorter than pereopod 6 or subequal in length to pereopod 6; coxa equilobate or with posteroventral lobe. Pereopod 7 subequal in length to, or longer than pereopod 5. Pleonites 1–3 each with or without dorsal carina or carinae. Pleopods well developed, biramous. **Urosomites 1–3 free; without slender or robust dorsal setae.** Urosomite 1 without large distoventral robust seta. Urosomite 2 without dorsal setae. Uropod 1 without basofacial robust setae. **Uropod 3** not sexually dimorphic; biramous, *with plumose setae; endopod subequal in length to exopod*; exopod longer than peduncle, 1-articulate. Telson deeply cleft, moderately cleft or weakly cleft.

Included subfamilies. Abyssogammarinae Kamaltynov, 1999; Acanthogammarinae Garjajev, 1901; Carinogammarinae Takhteev, 2000; Eulimnogammarinae Kamaltynov, 1999; Hyalellopsinae Kamaltynov, 1999; Odontogammarinae Kamaltynov, 1999; Parapallaseinae Kamaltynov, 1999; Plesiogammarinae Kamaltynov, 1999; Poekilogammarinae Kamaltynov, 1999.

Habitat. Freshwater, epigeal and hypogean.

Included genera. Acanthogammarinae includes 16 genera: *Acanthogammarus* (*Acanthogammarus*) Stebbing, 1899b; *Acanthogammarus* (*Ancyracanthus*) Kamaltynov, 2001; *Boeckaxelia* Schellenberg, 1940; *Brachyuropus* Stebbing, 1899b; *Brandtia* Bate 1862; *Carinurus* Sowinsky, 1915; *Cheirogammarus* Sowinsky, 1915; *Coniurus* Sowinsky, 1915; *Cornugammarus* Kamaltynov, 2001; *Dedyuola* Kamaltynov, 2001; *Diplacanthus* Kamaltynov, 2001; *Dorogammarus* Bazikalova, 1945; *Dorogostaiskia* Kamaltynov, 2001; *Eucarinogammarus* Sowinsky, 1915; *Issykogammarus* Chevreux, 1908; *Metapallasea* Bazikalova, 1959; *Oxyacanthus* Kamaltynov, 2001.

Carinogammarinae includes 9 genera: *Aspretus* Kamaltynov, 2001; *Asprogammarus* Bazikalova, 1975; *Carinogammarus* Stebbing, 1899b; *Echiuropus* (*Asprogammarus*) Bazikalova, 1975; *Echiuropus* (*Echiuropus*) Sowinsky, 1915; *Echiuropus* (*Smaragdogammarus*) Bazikalova, 1945; *Eremogammarus* Kamaltynov, 2001; *Pseudomicruropus* Bazikalova, 1961; *Smaragdogammarus* Bazikalova, 1975.

Eulimnogammarinae includes 1 genus: *Eulimnogammarus* Bazikalova, 1945.

Hyalellopsinae Kamaltynov, 1999 includes 2 genera: *Gammarosphaera* Bazikalova, 1936; *Hyalellopsis* Stebbing, 1899b.

Odontogammarinae Kamaltynov, 1999 includes 11 genera: *Bazikalovia* Takhteev, 2000; *Berchinia* Kamaltynov, 2001; *Heterogammarus* Stebbing, 1899b; *Lobogammarus* Bazikalova, 1945; *Macropereiopus* Sowinsky, 1915; *Odontogammarus* Stebbing, 1899b; *Ommatogammarus* (*Abludogammarus*) G. Karaman, 1980; *Ommatogammarus* (*Ommatogammarus*) Stebbing, 1899b; *Ommatogammarus* (*Pretiositus*) Kamaltynov, 2001; *Profundalia* Kamaltynov, 2001; *Tengisia* Kamaltynov, 2001.

Parapallaseinae Kamaltynov, 1999 includes 3 genera: *Ceratogammarus* Sowinsky, 1915; *Palicarinus* Barnard & Barnard, 1983; *Parapallasea* Stebbing, 1899b.

Plesiogammarinae Kamaltynov, 1999 includes 7 genera/subgenera: *Garjajewia* Sowinsky, 1915; *Koshovia* Bazikalova, 1975; *Paragarjajewia* Bazikalova, 1945; *Plesiogammarus* (*Plesiogammarus*) Stebbing, 1899b; *Plesiogammarus* (*Caecogammarus*) Kamaltynov, 2001; *Sentogammarus* Kamaltynov, 2001; *Supernogammarus* Kamaltynov, 2001.

Poekilogammarinae Kamaltynov, 1999 includes 8 genera/subgenera: *Bathygammarus* Bazikalova, 1945; *Gymnogammarus* Sowinsky, 1915; *Inobsequentus* Takhteev, 2000; *Nyctoporea* Kamaltynov, 2001; *Onychogammarus* (*Onychogammarus*) Sowinsky, 1915; *Onychogammarus* (*Variogammarus*) Takhteev, 1995; *Poekilogammarus* Stebbing, 1899b; *Rostrogammarus* Bazikalova, 1945.

Distribution. Lake Baikal.

Anisogammaridae Bousfield, 1977

Type genus. *Anisogammarus* Derzhavin, 1927.

Diagnostic description. Body laterally compressed. Eyes well developed, round, ovoid or reniform. **Antennae 1–2 calceoli gammarid (type 1).** Antenna 1 shorter than subequal in length to or longer than antenna 2; peduncular

article 1 subequal to or longer than article 2; article 2 longer than article 3; article 3 shorter than article 1; peduncular articles 1–2 not geniculate; accessory flagellum short. Antenna 2 peduncular article 1 enlarged, bulbous. Mandible molar triturative; palp symmetrical. Maxilla 1 basal endite setose along medial margin; palps symmetrical. Maxilla 2 basal endite with oblique setal row. **Coxal gills on pereopods 2–7**, not stalked; sternal gills absent; sternal blisters absent; oostegites fringing setae simple. Gnathopod 1 subchelate; similar in males and females (not sexually dimorphic); similar in size to, or larger (or stouter) than gnathopod 2; propodus palm with peg-like robust setae along palmar margin. Gnathopod 2 subchelate; similar in males and females (not sexually dimorphic); carpus not produced along posterior margin of propodus, projecting between merus and propodus. Pereopods 3–4 not sexually dimorphic. Pereopod 4 with well developed or with small posteroventral lobe. **Pereopod 5 shorter than pereopod 6**; coxa with small anteroventral lobe. Pereopod 7 longer than pereopod 5. Pleonites 1–3 pleonite 3 with or without dorsal carinae. Urosomites 1–3 free; with slender or robust dorsal setae (check). Urosomite 1 without large distoventral robust seta. **Urosomite 2 with pair of dorsal concavities each with 1–3 small setae or without dorsal setae**. Uropod 1 with or without basofacial robust setae. Uropod 3 not sexually dimorphic; biramous, without plumose setae; endopod minute or shorter than exopod. **Telson deeply or moderately cleft**; dorsal or lateral robust setae present or absent; apical robust setae present.

Habitat. Freshwater, epigeal.

Included genera. *Annanogammarus* Bousfield, 1979; *Anisogammarus* Derzhavin, 1927; *Barrowgammarus* Bousfield, 1979; *Carineogammarus* Bousfield, 1979; *Eogammarus* Birstein, 1933; *Eurypodogammarus* Hou, Morino & Li, 2005; ? *Fuxiana* Sket, 2000; *Fuxigammarus* Sket & Fiser, 2009; *Jesogammarus* Bousfield, 1979; *Locustogammarus* Bousfield 1979; *Ramellogammarus* Bousfield, 1979; *Spasskogammarus* Bousfield, 1979; *Spinulogammarus* Tzvetkova, 1972.

Distribution. Eurasia.

Baikalogammaridae Kamaltynov, 2001

Type genus. *Baikalogammarus* Stebbing, 1899b.

Diagnostic description. Body laterally compressed. Eyes well developed, reniform. **Antennae 1–2 calceoli absent**. Antenna 1 longer than antenna 2; peduncular article 1 subequal to article 2; article 2 subequal to or slightly longer than article 3; article 3 slightly shorter than article 1; peduncular articles 1–2 not geniculate; accessory flagellum minute. **Antenna 2 peduncular article 1 enlarged, bulbous**. Mandible molar [unknown]; palp symmetrical. Maxilla 1 and 2 [not known]. Coxal gills on pereopods 2–7, not stalked; sternal gills absent; sternal blisters absent; oostegites fringing setae simple. Gnathopod subchelate; 1 dissimilar in males and females (sexually dimorphic); smaller (or weaker) than gnathopod 2 or similar in size to gnathopod 2. Gnathopod 2 subchelate; dissimilar in males and females (sexually dimorphic); carpus not produced along posterior margin of propodus, projecting between merus and propodus. Pereopods 3–4 not sexually dimorphic. **Pereopod 4 with well developed posteroventral lobe**. Pleonites 1–3 without dorsal carinae. **Urosomites** 1–3 free; **with slender or robust dorsal setae**. Uropod 3 not sexually dimorphic; biramous, with plumose setae; endopod shorter than exopod. **Telson deeply cleft or moderately cleft**; dorsal or lateral robust setae absent; **apical robust setae absent**.

Habitat. Freshwater, epigeal.

Included genera. *Baikalogammarus* Stebbing, 1899b.

Distribution. Lake Baikal.

Bathyporeiidae d'Udekem d'Acoz, 2011

Type genus. *Bathyporeia* Lindstrom, 1855.

Diagnostic description. Body laterally compressed. Eyes present, well developed, reniform. Antennae 1–2 calceoli gammarid (type 1). **Antenna 1 shorter than antenna 2**; peduncular article 1 longer than article 2; longer than article 3; shorter than article 1; **peduncular articles 1–2 geniculate**; peduncular articles 2–3 not geniculate; accessory flagellum minute. Antenna 2 peduncular article 1 not enlarged. Mandible molar non-triturative or with tiny triturating patch; palp symmetrical. Maxilla 1 basal endite setose along medial margin; palps symmetrical.

Maxilla 2 basal endite without oblique setal row. Labium inner lobes present. Coxal gills on pereopods 2–6, not stalked; sternal gills absent; sternal blisters absent; oostegites fringing setae simple. Gnathopod 1 subchelate; similar in males and females (not sexually dimorphic); smaller (or weaker) than gnathopod 2 or similar in size to gnathopod 2; propodus palm without robust setae along palmar margin. Gnathopod 2 subchelate; similar in males and females (not sexually dimorphic); carpus not produced along posterior margin of propodus, projecting between merus and propodus. Pereopods 3–4 not sexually dimorphic. Pereopod 4 with well developed posteroventral lobe. Pereopod 5 shorter than pereopod 6; coxa equilobate. Pereopod 7 longer than pereopod 5. Pleonites 1–3 without dorsal carinae. Urosomites 1–3 free; with slender or robust dorsal setae. Urosomite 1 without large distoventral robust seta. Urosomite 2 without dorsal setae. Uropod 1 without basofacial robust setae. Uropod 3 not sexually dimorphic; biramous, with few plumose setae; endopod minute. Telson deeply cleft; dorsal or lateral robust setae present; apical robust setae present.

Habitat. Marine, epigeal.

Included genera. *Amphiporeia* Shoemaker, 1929; *Bathyporeia* Lindstrom, 1855.

Distribution. North Atlantic Ocean, Mediterranean and Black Seas.

Behningiellidae Kamaltynov, 2001

Type genus. *Behningiella* Derzhavin, 1948.

Diagnostic description. Body laterally compressed. Eyes well developed, ovoid or reniform. **Antennae 1–2 calceoli absent. Antenna 1 longer than antenna 2;** peduncular article 1 longer than article 2; article 2 longer than article 3; article 3 shorter than article 1; peduncular articles 1–2 not geniculate; accessory flagellum minute. **Antenna 2 peduncular article 1 enlarged.** Mandible molar triturative; palp symmetrical. Maxilla 1 basal endite setose along medial margin or apically setose; palps symmetrical. Maxilla 2 basal endite with or without oblique setal row. Coxal gills [not known]; sternal gills absent; sternal blisters absent; oostegites fringing setae simple. Gnathopod 1 subchelate; smaller (or weaker) than gnathopod 2. Gnathopod 2 subchelate; carpus not produced along posterior margin of propodus, projecting between merus and propodus. Pereopods 3–4 not sexually dimorphic. Pereopod 4 with well developed posteroventral lobe. **Pereopod 5** shorter than or subequal in length to pereopod 6; **coxa equilobate or with posteroventral lobe.** Pereopod 7 subequal in length longer than pereopod 5. Pleonites 1–3 without dorsal carinae. Urosomites 1–3 free; without slender or robust dorsal setae. Urosomite 1 without large distoventral robust seta. Urosomite 2 without dorsal setae. Uropod 1 without basofacial robust setae. **Uropod 3** not sexually dimorphic; **biramous**, without plumose setae; endopod shorter than, subequal to, or longer than exopod. **Telson deeply cleft.**

Habitat. Marine, freshwater and semi-parasitic (Osadchikh 1977; Mordukhai-Boltovskoi *et al.* 1969), epigeal.

Included genera. *Cardiophilus* Sars, 1896; *Behningiella* Derzhavin, 1948; *Zernovia* Derzhavin, 1948.

Distribution. Black and Caspian Seas, Volga River.

Falklandellidae Lowry & Myers 2012

Type genus. *Falklandella* Schellenberg, 1931.

Diagnostic description. Body laterally compressed. Eyes absent. **Antennae 1–2 calceoli absent or gammarid (type I).** Antenna 1 longer than antenna 2; peduncular article 1 longer than article 2; article 2 longer than article 3; article 3 shorter than article 1; peduncular articles 1–2 not geniculate; accessory flagellum minute. Antenna 2 peduncular article 1 enlarged, bulbous. Mandible molar triturating; palp symmetrical. Maxilla 1 basal endite setose along medial margin; palps symmetrical. Maxilla 2 basal endite with oblique setal row. Labium inner lobes vestigial or absent. Coxal gills on pereopods 2–6, not stalked; **sternal gills present**, simple; sternal blisters absent; oostegites fringing setae simple. Gnathopod 1 subchelate; similar in males and females (not sexually dimorphic); similar in size to gnathopod 2; propodus palm without robust setae along palmar margin. Gnathopod 2 subchelate; dissimilar in males and females (sexually dimorphic); carpus not produced along posterior margin of propodus, projecting between merus and propodus. Pereopods 3–4 not sexually dimorphic. Pereopod 4 with well developed posteroventral lobe. Pereopod 5 shorter than pereopod 6; coxa with posteroventral lobe. Pereopod 7 longer than

pereopod 5. Pleonites 1–3 without dorsal carinae. Urosomites 1–3 free; without slender or robust dorsal setae. Urosomite 1 without large distoventral robust seta. Urosomite 2 without dorsal setae. Uropod 1 without basofacial robust setae. Uropod 3 not sexually dimorphic; biramous, without plumose setae; endopod shorter than exopod. **Telson emarginate or entire**; dorsal or lateral robust setae present or absent; apical robust setae present.

Habitat. Freshwater, epigean and ?hypogean.

Included genera. *Falklandella* Schellenberg, 1931; *Osornodella* Pérez-Schultheiss, 2013; *Praefalklandella* Stock & Platvoet, 1991.

Distribution. Southern South America.

Gammaracanthidae Bousfield, 1989

Type genus. *Gammaracanthus* Bate, 1862.

Diagnostic description. Body laterally compressed. Eyes well developed, round or ovoid. Antennae 1–2 calceoli absent. Antenna 1 longer than antenna 2; peduncular article 1 subequal to, or longer than article 2; article 2 longer than article 3; article 3 shorter than article 1; peduncular articles 1–2 not geniculate; accessory flagellum short. Antenna 2 peduncular article 1 enlarged, bulbous. Mandible molar triturative; palp symmetrical. Maxilla 1 basal endite setose along medial margin or apically setose; palps symmetrical. Maxilla 2 basal endite with oblique setal row. Coxal gills on pereopods 2–7, not stalked; sternal gills present or absent, if present simple; sternal blisters absent; oostegites fringing setae simple. Gnathopod 1 subchelate; similar in males and females (not sexually dimorphic); smaller (or weaker) than, similar in size to, or larger (or stouter) than gnathopod 2; propodus palm without robust setae along palmar margin. Gnathopod 2 subchelate; dissimilar in males and females (sexually dimorphic); carpus slightly produced along posterior margin of propodus or not produced along posterior margin of propodus, projecting between merus and propodus. Pereopods 3–4 not sexually dimorphic. Pereopod 4 without posteroventral lobe. Pereopod 5 shorter than or subequal in length to pereopod 6; coxa with large anteroventral lobe. **Pereopod 7 shorter than pereopod 5. Pleonites 1–3 each with dorsal carina or carinae.** Urosomites 1–3 free; without slender or robust dorsal setae. Urosomite 1 without large distoventral robust seta. Urosomite 2 without dorsal setae. Uropod 1 without basofacial robust setae. Uropod 3 not sexually dimorphic; biramous, with plumose setae; endopod subequal in length to exopod. Telson moderately cleft or notched; dorsal or lateral robust setae absent; apical robust setae present or absent.

Habitat. Freshwater epigean.

Included genera. *Gammaracanthus* Bate, 1862; *Relictacanthus* Bousfield, 1989.

Distribution. Northern Europe including Caspian Sea.

Gammarellidae Bousfield, 1977

Type genus. *Gammarellus* Herbst, 1793.

Diagnostic description. Body laterally compressed. Eyes present, well developed, reniform or subrectangular. **Antennae 1–2 calceoli gammarellid (type 6).** **Antenna 1 shorter than or subequal in length to antenna 2;** peduncular article 1 longer than article 2; article 2 longer than article 3; article 3 shorter than article 1; peduncular articles 1–2 not geniculate; accessory flagellum present or absent; if present short or minute. **Antenna 2 peduncular article 1 not enlarged.** Mandible molar triturative; palp symmetrical. Maxilla 1 basal endite setose along medial margin or apically setose; palps symmetrical. Maxilla 2 basal endite with or without oblique setal row. Labium inner lobes vestigial or absent. **Coxal gills on pereopods 2–7,** not stalked; sternal gills absent; sternal blisters absent; oostegites fringing setae simple. Gnathopod 1 subchelate; similar in males and females (not sexually dimorphic); similar in size to, or larger (or stouter) than gnathopod 2; propodus palm without robust setae along palmar margin. Gnathopod 2 subchelate; similar in males and females (not sexually dimorphic); carpus not produced along posterior margin of propodus, projecting between merus and propodus. Pereopods 3–4 not sexually dimorphic. Pereopod 4 with well developed posteroventral lobe or with small posteroventral lobe. Pereopod 5 shorter than or subequal in length to pereopod 6; coxa equilobate or with large anteroventral lobe. Pereopod 7 longer than pereopod 5. Pleonites 1–3 pleonite 3 with dorsal carina or each with dorsal carina or carinae or without dorsal carinae. Urosomites 1–3 free; without slender or robust dorsal setae. Urosomite 1 with or without large

distoventral robust seta. Urosomite 2 without dorsal setae. Uropod 1 without basofacial robust setae. **Uropod 3** not sexually dimorphic; biramous, with plumose setae or without plumose setae; **endopod subequal in length to exopod**. Telson moderately cleft, notched, emarginate or entire; dorsal or lateral robust setae present, or absent; apical robust setae absent.

Habitat. Marine, epigean.

Included genera. *Austroregia* J.L. Barnard, 1989; *Chosroes* Stebbing, 1888; *Gammarellus* Herbst, 1793; *Gondogeneia* J.L. Barnard, 1972a.

Remarks. Generic structure according to J.L. Barnard (1989).

Distribution. Cosmopolitan.

Gammaridae Latreille, 1802

Type genus. *Gammarus* J.C. Fabricius, 1775.

Diagnostic description. Body laterally compressed or subcylindrical. Eyes present, well developed or absent, round or ovoid or reniform. **Antennae 1–2 calceoli gammarid (type 1)**. Antenna 1 shorter than, subequal in length to, or longer than antenna 2; peduncular article 1 shorter than, subequal to, or longer than article 2; article 2 shorter than, subequal to, or longer than article 3; article 3 shorter than article 1; peduncular articles 1–2 not geniculate; accessory flagellum present or absent; if present short or minute. Antenna 2 peduncular article 1 enlarged, bulbous. Mandible molar triturative; palp symmetrical. Maxilla 1 basal endite setose along medial margin; palps symmetrical. Maxilla 2 basal endite with oblique setal row. Labium inner lobes vestigial or absent. **Coxal gills on pereopods 2–6**, stalked or not; sternal gills absent; sternal blisters absent; oostegites fringing setae simple. Gnathopod 1 subchelate; similar or dissimilar in males and females (sexually dimorphic); smaller (or weaker) than, similar in size to gnathopod 2 or larger (or stouter) than gnathopod 2; propodus palm with peg-like robust setae along palmar margin, or without robust setae along palmar margin. Gnathopod 2 subchelate; similar or dissimilar in males and females (sexually dimorphic or not) carpus slightly produced or not produced along posterior margin of propodus, projecting between merus and propodus. Pereopods 3–4 not sexually dimorphic. Pereopod 4 with well developed or small posteroventral lobe. Pereopod 5 shorter than or subequal in length to pereopod 6; coxa with small anteroventral lobe. Pereopod 7 subequal in length to, or longer than pereopod 5. Pleonites 1–3, pleonite 3 with or without dorsal carina or each with or without dorsal carina or carinae. Urosomites 1–3 free; with or without slender or robust dorsal setae. Urosomite 1 with or without large distoventral robust seta. **Urosomite 2 with multiple small robust setae across the somite**. Uropod 1 with or without 1 or 2 basofacial robust setae. Uropod 3 not sexually dimorphic; biramous, with or without plumose setae; endopod minute or shorter than exopod or subequal to exopod or longer than exopod. Telson deeply cleft, moderately cleft or weakly cleft; dorsal or lateral robust setae present or absent; apical robust setae present or absent.

Habitat. Freshwater, occasionally marine, epigean.

Included genera. +fossil. For species groups see Karaman & Pinkster (1977a, b; 1987). *Akerogammarus* Derzhavin & Pjatakova, 1967; *Albanogammarus* Ruffo, 1995; *Amathillina* G.O. Sars, 1894b; *Axelboeckia* Stebbing, 1899b; *Baku* Karaman & Barnard, 1979; *Cephalogammarus* Karaman & Barnard, 1979; *Chaetogammarus* Martynov, 1924b; *Comatogammarus* Stock, 1971; +*Condiciogammarus* G. Karaman, 1984b; *Dershavinella* Birstein, 1938; *Dikerogammarus* Stebbing, 1899b; *Echinogammarus* Stebbing, 1899b; *Fontogammarus* S. Karaman, 1931; *Gammarus* J.C. Fabricius, 1775; *Gmelina* G.O. Sars, 1894b; *Gmelinopsis* G.O. Sars, 1896; *Ivanella* Vigna-Taglianti, 1971; +*Jubeogammarus* G. Karaman, 1984b; *Jugogammarus* S. Karaman, 1953; *Kuzmelina* Karaman & Barnard, 1979; *Lanceogammarus* Karaman & Barnard, 1979; *Laurogammarus* G. Karaman, 1984a; *Longigammarus* G. Karaman, 1970; *Lusigammarus* Barnard & Barnard, 1983; *Marinogammarus* Sexton & Spooner, 1940; *Neogammarus* Ruffo, 1937; *Scytaelina* Stock, Mirzajani, Vonk, Naderi & Kiabi, 1998; *Pallasiola* Barnard & Barnard, 1983; *Pectenogammarus* Reid, 1940; *Rhipidogammarus* Stock, 1971; *Sarothrogammarus* Martynov, 1935; *Shablogammarus* Cărașu, Dobreanu & Manolache, 1955; *Sinogammarus* Karaman & Ruffo, 1995; *Sowinskya* Derzhavin, 1948; *Tadzhikistania* Barnard & Barnard, 1983; *Tadzocrangonyx* Karaman & Barnard, 1979; *Tyrrhenogammarus* Karaman & Ruffo, 1989; *Yogmelina* Karaman & Barnard, 1979.

Remarks. Gammarids separate from anisogammarids based on gill numbers.

Distribution. Palaearctic.

Iphigenellidae Kamaltynov, 2001

Type genus. *Iphigenella* Sars, 1896.

Diagnostic description. Body laterally compressed. Eyes well developed, ovoid or reniform. Antenna 1 subequal in length to, or longer than antenna 2; peduncular article 1 longer than article 2; article 2 longer than article 3; article 3 shorter than article 1; peduncular articles 1–2 not geniculate; accessory flagellum short. Antennae 1–2 calceoli absent. Antenna 2 peduncular article 1 enlarged, bulbous. Mandible molar triturate; palp symmetrical. Maxilla 1 basal endite setose along medial margin; palps symmetrical. Coxal gills [not known]; sternal gills absent; sternal blisters absent; oostegites fringing setae simple. *Gnathopod 1* subchelate; similar in males and females (not sexually dimorphic); **larger (or stouter) than gnathopod 2**; propodus palm without robust setae along palmar margin. *Gnathopod 2* subchelate; similar in males and females (not sexually dimorphic); carpus not produced along posterior margin of propodus, projecting between merus and propodus. Pereopods 3–4 not sexually dimorphic. Pereopod 4 with small posteroventral lobe. **Pereopod 5** shorter than pereopod 6 or subequal in length to pereopod 6; **coxa equilobate**. Pereopod 7 subequal in length to, or longer than pereopod 5. Pleonites 1–3 without dorsal carinae. Urosomites 1–3 free; with slender or robust dorsal setae. Urosomite 1 with large distoventral robust seta. Urosomite 2 without dorsal setae. Uropod 1 without basofacial robust setae. Uropod 3 not sexually dimorphic; biramous, without plumose setae; endopod minute. **Telson deeply cleft**; dorsal or lateral robust setae absent; apical robust setae present.

Habitat. Freshwater, commensal on decapods, epigean.

Included genera. *Iphigenella* Sars, 1896.

Distribution. Caspian, Black and Azov Seas and associated rivers.

Luciobliviidae Tomikawa 2007

Type genus. *Lucioblivio* Tomikawa 2007.

Diagnostic description. Body laterally compressed. Eyes absent. **Antennae 1–2 calceoli gammarid (type 1)**. **Antenna 1 longer than antenna 2**; peduncular article 1 longer than article 2; article 2 longer than article 3; article 3 shorter than article 1; peduncular articles 1–2 not geniculate; accessory flagellum minute. Antenna 2 peduncular article 1 enlarged, bulbous. Mandible molar non-triturate or with tiny triturating patch; palp symmetrical. Maxilla 1 basal endite apically setose; palps symmetrical. Maxilla 2 basal endite with oblique setal row (2 large setae). Labium inner lobes present. **Coxal gills on pereopods 2–6, stalked (with proximal restriction or complete suture)**; sternal gills absent; sternal blisters absent; oostegites fringing setae simple. *Gnathopod 1* subchelate; similar in males and females (not sexually dimorphic); similar in size to *gnathopod 2*; propodus palm with peg-like robust setae along palmar margin. *Gnathopod 2* subchelate; similar in males and females (not sexually dimorphic); carpus not produced along posterior margin of propodus, projecting between merus and propodus. Pereopods 3–4 not sexually dimorphic. Pereopod 4 with small posteroventral lobe. Pereopod 5 coxa with small anteroventral lobe. Pereopod 7 longer than pereopod 5. Pleonites 1–3 without dorsal carinae. Urosomites 1–3 free; with slender or robust dorsal setae. Urosomite 1 with large distoventral robust seta. Urosomite 2 with pair of dorsal concavities each with 1–3 small setae (kind of). Uropod 1 with 3–4 basofacial robust setae. Uropod 3 not sexually dimorphic; biramous, without plumose setae; endopod subequal in length to exopod. Telson moderately cleft; dorsal or lateral robust setae present; apical robust setae present.

Habitat. Freshwater, hypogean in river beds.

Included genera. *Lucioblivio* Tomikawa, 2007.

Distribution. Japan.

Macrohactopidae Sowinsky, 1915

Type genus. *Macrohactopus* Stebbing, 1906.

Diagnostic description. Eyes well developed, ovoid or reniform. **Antenna 1 subequal in length to antenna 2**; peduncular article 1 shorter than article 2; article 2 shorter than article 3; **article 3 longer than article 1**; peduncular

articles 1–2 not geniculate. Antennae 1–2 calceoli absent. Antenna 2 peduncular article 1 not enlarged. Mandible molar present; palp symmetrical. Maxilla 1 basal endite [not known]; palps symmetrical. Maxilla 2 [not known]. Coxal gills [not known]; sternal gills absent; sternal blisters absent; oostegites fringing setae simple. Gnathopod 1 subchelate; dissimilar in males and females (sexually dimorphic); similar in size to gnathopod 2. Gnathopod 2 subchelate; dissimilar in males and females (sexually dimorphic); carpus slightly produced along posterior margin of propodus. Pereopods 3–4 not sexually dimorphic. Pereopod 4 without posteroventral lobe. Pereopod 5 shorter than pereopod 6; coxa with large anteroventral lobe. Pereopod 7 longer than or much longer than pereopod 5. Urosomites 1–3 free; without slender or robust dorsal setae. Urosomite 1 without large distoventral robust seta. Urosomite 2 without dorsal setae. Uropod 1 without basofacial robust setae. Uropod 3 biramous, with plumose setae; endopod subequal in length to exopod. **Telson moderately cleft.**

Habitat. Freshwater, pelagic planktivores.

Included genera. *Macrohectopus* Stebbing, 1906.

Remarks. Based on molecular evidence Macdonald *et al.* (2005) consider the macrohectopids to be a divergent part of the Micruropodidae.

Distribution. Lake Baikal.

Mesogammaridae Bousfield, 1977

Type genus. *Mesogammarus* Tzvetkova, 1965.

Diagnostic description. Body laterally compressed. Eyes well developed or absent, if present then ovoid or reniform. **Antennae 1–2 calceoli gammarid (type 1).** Antenna 1 subequal in length to, or longer than antenna 2; peduncular article 1 subequal to, or longer than article 2; article 2 longer than article 3; article 3 shorter than article 1; peduncular articles 1–2 not geniculate; accessory flagellum short. Antenna 2 peduncular article 1 enlarged, bulbous. Mandible molar triturative; palp symmetrical. Maxilla 1 basal endite setose along medial margin; palps symmetrical. Maxilla 2 basal endite without oblique setal row. Labium inner lobes vestigial or absent. Coxal gills on pereopods 2–6, not stalked; sternal gills absent; sternal blisters absent; oostegites fringing setae simple. **Gnathopod 1** subchelate; similar in males and females (not sexually dimorphic); similar in size to, or larger (or stouter) than gnathopod 2; **propodus palm with row or rows of simple or bifid robust setae along palmar margin.** Gnathopod 2 subchelate; dissimilar in males and females (sexually dimorphic); carpus not produced along posterior margin of propodus, projecting between merus and propodus. Pereopods 3–4 not sexually dimorphic. Pereopod 4 without posteroventral lobe. Pereopod 5 shorter than pereopod 6; coxa with large anteroventral lobe or with small anteroventral lobe. Pereopod 7 longer than pereopod 5. Pleonites 1–3 without dorsal carinae. Urosomites 1–3 free; with slender or robust dorsal setae. Urosomite 1 with or without large distoventral robust seta. Urosomite 2 with pair of dorsal concavities each with 1–3 small setae. Uropod 1 with or without 1 or 2 basofacial robust setae. Uropod 3 not sexually dimorphic; biramous, without plumose setae; endopod minute, shorter than or subequal to exopod. **Telson moderately cleft or notched;** dorsal or lateral robust setae present; apical robust setae present.

Habitat. Marine, intertidal epigeal.

Included genera. *Mesogammarus* Tzvetkova, 1965; *Paramesogammarus* Bousfield, 1979.

Distribution. North Pacific.

Micruropodidae Kamal'tynov, 1999

Type genus. *Micruropus* Stebbing, 1899b.

Diagnostic description. Body laterally compressed. Eyes well developed, ovoid or reniform. **Antennae 1–2 calceoli gammarid (type 1).** Antenna 1 subequal in length to, or longer than antenna 2; peduncular article 1 longer than article 2; article 2 subequal to or longer than article 3; article 3 shorter than article 1; peduncular articles 1–2 not geniculate; accessory flagellum short or minute. Antenna 2 peduncular article 1 enlarged, bulbous. Mandible molar [not known]; palp symmetrical. Maxilla 1 endopod [not known]; palps symmetrical. Maxilla 2 [not known]. Coxal gills [not known]; sternal gills absent; sternal blisters absent; oostegites fringing setae simple. Gnathopod 1

subchelate; similar in males and females (not sexually dimorphic); similar in size to gnathopod 2. Gnathopod 2 subchelate; similar in males and females (not sexually dimorphic); carpus not produced along posterior margin of propodus, projecting between merus and propodus. Pereopods 3–4 not sexually dimorphic. Pereopod 4 with well developed posteroventral lobe. Pereopod 5 subequal in length to pereopod 6; coxa equilobate or with small anteroventral lobe. **Pereopod 7 subequal in length to pereopod 5.** Pleonites 1–3 each with dorsal carina or carinae or without dorsal carinae. Urosomites 1–3 free. Urosomite 1 without large distoventral robust seta. Uropod 1 without basofacial robust setae. Uropod 3 sexually dimorphic or not; biramous, without plumose setae; endopod minute or shorter than exopod. Telson deeply cleft; dorsal or lateral robust setae present or absent; apical robust setae present.

Habitat. Freshwater, epigean.

Included subfamilies. Crypturopodinae Kamal'tynov, 2001; Gmelinoidinae Kamal'tynov, 2001; Micruropodinae Kamal'tynov, 2001.

Crypturopodinae includes 2 genera: *Crypturopus* Sowinsky, 1915; *Homocerisca* Bazikalova, 1945.

Gmelinoidinae includes 1 genus: *Gmelinoides* Bazikalova, 1945.

Micruropodinae includes 2 genera: *Linevichella* Kamal'tynov, 2001; *Micruropus* Stebbing, 1899b.

Distribution. Lake Baikal.

Pachyschesidae Kamal'tynov, 1999

Type genus. *Pachyschesis* Bazikalova, 1945.

Diagnostic description. Body laterally compressed. Eyes well developed, poorly developed or absent, if present then round, ovoid, reniform, ventrally tapered or subrectangular. Antennae 1–2 calceoli absent. Antenna 1 longer than antenna 2; peduncular article 1 longer than article 2; article 2 longer than article 3; article 3 shorter than article 1; peduncular articles 1–2 not geniculate; accessory flagellum short or minute. **Antenna 2 peduncular article 1 enlarged, bulbous.** Mandible palp symmetrical. Maxilla 1 basal endite apically setose; palps symmetrical. Maxilla 2 basal endite without oblique setal row. Labium inner lobes vestigial or absent. Coxal gills on pereopods 2–6, not stalked; sternal gills absent; sternal blisters absent; oostegites fringing setae simple. Gnathopod 1 subchelate; similar in males and females (not sexually dimorphic); similar in size to gnathopod 2; propodus palm without robust setae along palmar margin. Gnathopod 2 subchelate; similar in males and females (not sexually dimorphic); carpus not produced along posterior margin of propodus, projecting between merus and propodus. Pereopods 3–4 not sexually dimorphic. **Pereopod 4 without posteroventral lobe. Pereopod 5 subequal in length to pereopod 6;** coxa with large or with small anteroventral lobe. Pereopod 7 subequal in length to pereopod 5. Pleonites 1–3 without dorsal carinae. **Urosomites** 1–3 free; **with slender or robust dorsal setae.** Urosomite 1 without large distoventral robust seta. Urosomite 2 without dorsal setae. Uropod 1 without basofacial robust setae. **Uropod 3** not sexually dimorphic; biramous, with plumose setae; **endopod shorter than exopod. Telson deeply cleft;** dorsal or lateral robust setae absent; apical robust setae absent.

Habitat. Freshwater, epigean.

Included genera. *Pachyschesis* Bazikalova, 1945.

Distribution. Lake Baikal.

Pallaseidae Takhteev, 2000

Type genus. *Pallasea* Bate, 1862.

Diagnostic description. Body laterally compressed. Eyes well developed, ovoid or reniform. Antennae 1–2 calceoli absent. Antenna 1 subequal in length to, or longer than antenna 2; peduncular article 1 longer than article 2; article 2 slightly longer than article 3; article 3 shorter than article 1; peduncular articles 1–2 not geniculate; accessory flagellum minute. **Antenna 2 peduncular article 1 enlarged, bulbous.** Mandible molar present; palp symmetrical. Maxilla 1 basal endite setose along medial margin; palps symmetrical. **Coxal gills on pereopods 2–7,** not stalked; **sternal gills absent;** sternal blisters absent; oostegites fringing setae simple. Gnathopod 1 subchelate; similar in males and females (not sexually dimorphic); similar in size to gnathopod 2; propodus palm without robust setae along palmar margin. Gnathopod 2 subchelate; similar in males and females (not sexually dimorphic);

carpus not produced along posterior margin of propodus, projecting between merus and propodus. Pereopods 3–4 not sexually dimorphic. Pereopod 4 with small posteroventral lobe. **Pereopod 5** shorter than or subequal in length to pereopod 6; **coxa with small anteroventral lobe**. Pereopod 7 subequal in length to, or longer than pereopod 5. Pleonites 1–3 without dorsal carinae. Urosomites 1–3 free; without slender or robust dorsal setae. Urosomite 1 without large distoventral robust seta. Urosomite 2 without dorsal setae. Uropod 1 without basofacial robust setae. Uropod 3 not sexually dimorphic; biramous, with plumose setae; endopod shorter than exopod. **Telson emarginate**; dorsal or lateral robust setae absent; **apical robust setae absent**.

Habitat. Freshwater, epigeal.

Included genera. *Babr* Kamal'tynov & Väinölä, 2001; *Burchania* Takhteev, 2000; *Hakonboeckia* Stebbing, 1899b; *Homalogammarus* Bazikalova, 1945; *Pallasea* Bate, 1862; *Pallasaepsis* Kamal'tynov & Väinölä, 2001; *Pentagonurus* Sowinsky, 1915; *Propachygammarus* Bazikalova, 1945.

Distribution. Lake Baikal.

Paraleptamphopidae Bousfield, 1983

Type genus. *Paraleptamphopus* Stebbing, 1899a.

Diagnostic description. Body laterally compressed. Eyes absent. **Antennae 1–2 calceoli pontogeneiid (type 4)**. Antenna 1 subequal in length to, or longer than antenna 2; peduncular article 1 longer than article 2; article 2 longer than article 3; article 3 shorter than article 1; peduncular articles 1–2 not geniculate; accessory flagellum minute. Antenna 2 peduncular article 1 enlarged, bulbous. Mandible molar triturative; palp symmetrical. Maxilla 1 basal endite setose along medial margin; palps symmetrical. Maxilla 2 basal endite without oblique setal row. Labium inner lobes vestigial or absent. Coxal gills on pereopods 2–7, not stalked; sternal gills absent; sternal blisters absent; oostegites fringing setae simple. Gnathopod 1 subchelate; similar in males and females (not sexually dimorphic); similar in size to, or larger (or stouter) than gnathopod 2; propodus palm without robust setae along palmar margin. Gnathopod 2 subchelate; similar in males and females (not sexually dimorphic); carpus not produced along posterior margin of propodus, projecting between merus and propodus. Pereopods 3–4 not sexually dimorphic. Pereopod 4 without posteroventral lobe. Pereopod 5 shorter than pereopod 6; coxa equilobate. Pereopod 7 longer than pereopod 5. Pleonites 1–3 without dorsal carinae. Urosomites 1–3 free; without slender or robust dorsal setae. Urosomite 1 without large distoventral robust seta. Urosomite 2 without dorsal setae. Uropod 1 without basofacial robust setae. Uropod 3 not sexually dimorphic; biramous, without plumose setae; endopod subequal in length to exopod. Telson emarginate or entire; dorsal or lateral robust setae absent; apical robust setae absent.

Habitat. Freshwater, hypogean.

Included genera. *Paraleptamphopus* Stebbing, 1899a; *Ringanui* Fenwick, 2006; *Rudolphia* Grosso & Peralta, 2009.

Remarks. Bousfield (1983: 267, 272) established the “*Paraleptamphopus* family group”. In the Appendix on page 273 he formally set out a diagnosis and type genus for this group, but without using a formal family name. Since then it has been listed by Barnard & Karaman (1991: 4) attributing authorship to Bousfield (1983); Bousfield & Shih (1994: 128) without authorship attribution and Martin & Davis (2001: 67) with authorship attributed to Bousfield, 1983). More recently Fenwick (2006) and Grosso & Peralata (2009) both attributed authorship of the Paraleptamphopidae to Bousfield (1983) when describing new genera in the family. We also attribute authorship of the family to Bousfield (1983) and recommend acceptance of the current status.

Distribution. New Zealand, southern South America.

Phreatogammaridae Bousfield, 1983

Type genus. *Phreatogammarus* Stebbing, 1899b.

Diagnostic description. Body subcylindrical or vermiform. Eyes well developed or absent, if present then round. **Antennae 1–2 calceoli absent**. Antenna 1 longer than antenna 2; peduncular article 1 subequal to, or longer than article 2; article 2 longer than article 3; article 3 shorter than article 1; peduncular articles 1–2 not geniculate; accessory flagellum short or minute. Antenna 2 peduncular article 1 enlarged, bulbous. Mandible molar triturating;

palp symmetrical. Maxilla 1 basal endite setose along medial margin; palps symmetrical. Maxilla 2 basal endite with oblique setal row. Labium inner lobes vestigial or absent. **Coxal gills on pereopods 2–6, stalked (with proximal restriction or complete suture)**; sternal gills present or sternal gills absent, simple; sternal blisters absent; oostegites fringing setae simple. Gnathopod 1 subchelate; similar or dissimilar in males and females (sexually dimorphic); smaller (or weaker) than or similar in size to gnathopod 2; propodus palm with peg-like robust setae along palmar margin. Gnathopod 2 subchelate; similar in males and females; carpus not produced along posterior margin of propodus, projecting between merus and propodus. Pereopods 3–4 not sexually dimorphic. Pereopod 4 with well developed posteroventral lobe. Pereopod 5 shorter than pereopod 6; coxa with small anteroventral lobe or without lobes. Pereopod 7 longer than pereopod 5. Pleonites 1–3 without dorsal carinae. Urosomites 1–3 free; with slender or robust dorsal setae. Urosomite 1 without large distoventral robust seta. **Urosomite 2 with multiple small robust setae across the somite**. Uropod 1 with 1 or 2 basofacial robust setae or without basofacial robust setae. Uropod 3 not sexually dimorphic; biramous, without plumose setae; endopod subequal in length to exopod. **Telson deeply cleft**; dorsal or lateral robust setae present or absent; apical robust setae present.

Habitat. Freshwater or brackish, epigeal.

Included genera. *Caledonieta* Iannilli & Ruffo, 2007; *Phreatogammarus* Stebbing, 1899b; *Ruffia* Bréhier, Vonk & Jaume, 2010.

Remarks. Bousfield (1982a) used the family name Phreatogammaridae without a diagnosis or type species designation. Bousfield (1983: 268, 274) referred to the family name with formal diagnosis and included genera. Since then it has been listed by Barnard & Karaman (1991: 4) incorrectly attributing authorship to Bousfield (1982d); to Bousfield & Shih (1994: 128, table 3) without authorship attribution and to Martin & Davis (2001: 67) with authorship attributed to Bousfield, 1982, but three Bousfield (1982) papers are cited in the references). More recently Chapman (2003) attributed authorship to Bousfield (1982), but no citation in references and Chapman (2004) also attributed authorship to Bousfield (1982), but cited reference as Bousfield (1983)) and Bréhier, Vonk & Jaume, 2010: 504 attributed authorship of the Phreatogammaridae to Bousfield (1982a). In our opinion the name Phreatogammaridae of Bousfield (1982a) is a *nomen nudum*. Although Bousfield (1983) did not specifically designate Phreatogammaridae as a new family he provided a diagnosis, a type genus and included genus. We therefore attribute authorship of the family to Bousfield (1983).

Distribution. New Caledonia, New Zealand, southern South America.

Pontogammaridae Bousfield, 1977

Type genus. *Pontogammarus* Sowinsky, 1904.

Diagnostic description. Body laterally compressed. Eyes well developed, ovoid or reniform. **Antennae 1–2 calceoli absent**. Antenna 1 shorter than, subequal in length to, or longer than antenna 2; peduncular article 1 longer than article 2; article 2 longer than article 3; article 3 shorter than article 1; peduncular articles 1–2 not geniculate; accessory flagellum *long or short*. **Antenna 2 peduncular article 1 not enlarged**. Mandible molar triturative; palp symmetrical. Maxilla 1 basal endite setose along medial margin; palps symmetrical. Labium inner lobes vestigial or absent. Coxal gills [not known]; sternal gills absent; sternal blisters absent; oostegites fringing setae simple. Gnathopod 1 subchelate; smaller (or weaker) than or similar in size to gnathopod 2; propodus palm without robust setae along palmar margin. Gnathopod 2 subchelate; carpus not produced along posterior margin of propodus, projecting between merus and propodus. Pereopods 3–4 not sexually dimorphic. **Pereopod 4 with well developed posteroventral lobe**. Pereopod 5 shorter than pereopod 6; coxa with large anteroventral lobe or with small anteroventral lobe. Pereopod 7 longer than pereopod 5. Pleonites 1–3 each with dorsal carina or carinae or without dorsal carinae. Urosomites 1–3 free; with or without slender or robust dorsal setae. **Urosomite 1 with large distoventral robust seta**. Urosomite 2 without dorsal setae. **Uropod 1 without basofacial robust setae**. Uropod 3 not sexually dimorphic; biramous, with plumose setae or without plumose setae; endopod minute or shorter than exopod or subequal to exopod or longer than exopod. **Telson deeply cleft**; dorsal or lateral robust setae absent; apical robust setae present.

Habitat. Freshwater, epigeal.

Included genera. *Compactogammarus* Stock, 1974; *Euxinia* Tucolesco, 1933; *Niphargogammarus* Birstein, 1945; *Niphargoides* Sars, 1894a; *Obesogammarus* Stock, 1974; *Pandorites* Sars, 1895a; *Paraniphargoides* Stock,

1974; *Pontogammarus* Sowinsky, 1904; *Stenogammarus* (*Stenogammarus*) Martynov, 1924a; *Stenogammarus* (*Wolgagammarus*) Stock, 1974; *Turcogammarus* Karaman & Barnard, 1979; *Uroniphargoides* Stock, 1974.

Distribution. Eurasia.

Sensonatoridae Lowry & Myers, 2012

Type genus. *Sensonator* Notenboom, 1986.

Diagnostic description. Body laterally compressed. Eyes absent. *Antennae 1–2 calceoli gammarid (type 1). Antenna 1 shorter than antenna 2*; peduncular article 1 longer than article 2; article 2 longer than article 3; article 3 shorter than article 1; peduncular articles 1–2 not geniculate; accessory flagellum short. Antenna 2 peduncular article 1 enlarged, bulbous. Mandible molar triturative; palp symmetrical. Maxilla 1 basal endite apically setose; palps symmetrical. Maxilla 2 basal endite without oblique setal row. *Coxal gills on pereopods 2–5, stalked (with proximal restriction or complete suture)*; sternal gills absent; sternal blisters absent; oostegites fringing setae simple. Gnathopod 1 subchelate; dissimilar in males and females (sexually dimorphic); similar in size to gnathopod 2; propodus palm without robust setae along palmar margin. Gnathopod 2 subchelate; dissimilar in males and females (sexually dimorphic); carpus not produced along posterior margin of propodus, projecting between merus and propodus. Pereopods 3–4 not sexually dimorphic. Pereopod 4 without posteroventral lobe. Pereopod 5 shorter than pereopod 6; coxa with small anteroventral lobe. Pereopod 7 longer than pereopod 5. Pleonites 1–3 without dorsal carinae. Urosomites 1–3 free; with slender or robust dorsal setae. Urosomite 1 with large distoventral robust seta. Urosomite 2 without dorsal setae. Uropod 1 without basofacial robust setae. Uropod 3 not sexually dimorphic; biramous, with plumose setae; endopod subequal in length to exopod. Telson deeply cleft; dorsal or lateral robust setae present; apical robust setae present.

Habitat. Freshwater, hypogean.

Included genera. *Sensonator* Notenboom, 1986.

Remarks. Based on the presence of gammarid type 1 calceoli, stalked coxal gills and antenna 1 shorter than antenna 2, sensenatorids appear to be most similar to gammarid amphipods.

Distribution. Europe.

Typhlogammaridae Bousfield, 1978

Type genus. *Typhlogammarus* Schaferna, 1907.

Diagnostic description. Body laterally compressed or subcylindrical. Eyes absent. Antennae 1–2 calceoli absent. Antenna 1 longer than antenna 2; peduncular article 1 longer than article 2; article 2 longer than article 3; article 3 shorter than article 1; peduncular articles 1–2 not geniculate; accessory flagellum short or minute. Antenna 2 peduncular article 1 enlarged, bulbous. Mandible molar triturative; palp symmetrical. Maxilla 1 basal endite setose along medial margin; palps symmetrical. Maxilla 2 basal endite with oblique setal row. Labium inner lobes vestigial or absent. *Coxal gills on pereopods 2–7, stalked (with proximal restriction or complete suture); sternal gills absent*; sternal blisters absent; oostegites fringing setae simple. Gnathopod 1 subchelate; dissimilar in males and females (sexually dimorphic); smaller (or weaker) than or similar in size to gnathopod 2. Gnathopod 2 subchelate; dissimilar in males and females (sexually dimorphic); carpus not produced along posterior margin of propodus, projecting between merus and propodus. Pereopods 3–4 not sexually dimorphic. Pereopod 4 with well developed posteroventral lobe. Pereopod 5 subequal in length to pereopod 6; coxa with small anteroventral lobe. *Pereopod 7 subequal in length to pereopod 5*. Pleonites 1–3 without dorsal carinae. Urosomites 1–3 free; with slender or robust dorsal setae. Urosomite 1 with large distoventral robust seta. Urosomite 2 without dorsal setae. Uropod 1 with 1 or 2 basofacial robust setae or without basofacial robust setae. Uropod 3 not sexually dimorphic; biramous, without plumose setae; endopod shorter than exopod or subequal to exopod. *Telson deeply cleft*; dorsal or lateral robust setae present or absent; apical robust setae present.

Habitat. Freshwater, epigean.

Included genera. *Accugammarus* G. Karaman, 1974; *Anopogammarus* Derzhavin, 1945; *Metohia* Absolon, 1927; *Typhlogammarus* Schaferna, 1907; *Zenkevitchia* Birstein, 1940.

Distribution. Eurasia.

Incertae Sedis

Iciliidae Dana, 1849

Type genus. *Icilius* Dana, 1849.

Diagnostic description. *Body dorsoventrally flattened.* Eyes present, well developed, bulging, round. Antennae 1–2 calceoli absent. Antenna 1 shorter than or subequal in length to antenna 2; peduncular article 1 subequal to, or longer than article 2; article 2 longer than article 3; article 3 shorter than article 1; peduncular articles 1–2 not geniculate; accessory flagellum minute. Antenna 2 peduncular article 1 not enlarged. Mandible molar triturating; palp symmetrical. Maxilla 1 basal endite apically setose; palps symmetrical. Maxilla 2 basal endite without oblique setal row. *Labium inner lobes present.* Coxal gills on pereopods 2–7, not stalked; sternal gills absent; sternal blisters absent; oostegites fringing setae simple. Gnathopod 1 simple; similar in males and females (not sexually dimorphic); similar in size to gnathopod 2. Gnathopod 2 simple; similar in males and females (not sexually dimorphic); carpus not produced along posterior margin of propodus, projecting between merus and propodus. *Pereopods 3–4 sexually dimorphic.* Pereopod 4 with well developed posteroventral lobe. Pereopod 5 shorter than pereopod 6; coxa equilobate or with acute posterodistal lobe. Pereopod 7 longer than pereopod 5. Pleonites 1–3 without dorsal carinae. Urosomites 1–3 free; without slender or robust dorsal setae. Urosomite 1 without large distoventral robust seta. Urosomite 2 without dorsal setae. Uropod 1 without basofacial robust setae. *Uropod 3* not sexually dimorphic; *biramous*; endopod longer than exopod. *Telson entire*; dorsal or lateral robust setae absent; apical robust setae present.

Habitat. Marine, epigean.

Included genera. *Icilius* Dana, 1849.

Remarks. Iciliids are suspension feeders associated with sponges (Watson *et al.* 2004).

Distribution. Eastern Australia, New Caledonia, Kalimantan and the South China Sea.

Sanchoidae Lowry, 2006

Type species. *Sancho* Stebbing, 1887.

Diagnostic description. Body dorsoventrally flattened. Eyes well developed, round or ovoid. Antennae 1–2 calceoli absent. Antenna 1 subequal in length to, or longer than antenna 2; peduncular article 1 longer than article 2; article 2 longer than article 3; article 3 shorter than article 1; peduncular articles 1–2 not geniculate; accessory flagellum minute. *Antenna 2 peduncular article 1 not enlarged.* Mandible molar triturating; palp symmetrical. Maxilla 1 basal endite apically setose; palps symmetrical. Maxilla 2 basal endite without oblique setal row. Labium inner lobes vestigial or absent. Coxal gills on pereopods 2–6, not stalked; sternal gills absent; sternal blisters absent; oostegites fringing setae simple. Gnathopod 1 subchelate; smaller (or weaker) than or similar in size to gnathopod 2; similar in males and females (not sexually dimorphic); propodus palm without robust setae along palmar margin. *Gnathopod 2* subchelate; *dissimilar in males and females (sexually dimorphic)*; carpus not produced along posterior margin of propodus, projecting between merus and propodus. Pereopods 3–4 not sexually dimorphic. Pereopod 4 with well developed posteroventral lobe. Pereopod 5 shorter than pereopod 6; coxa equilobate or with posteroventral lobe. Pereopod 7 longer than pereopod 5. Pleonites 1–3 without dorsal carinae. Urosomites 1–3 free; without slender or robust dorsal setae. Urosomite 1 without large distoventral robust seta. Urosomite 2 without dorsal setae. Uropod 1 without basofacial robust setae. *Uropod 3* not sexually dimorphic; *biramous*, without plumose setae; *endopod longer than exopod.* *Telson notched, emarginate or entire*; dorsal or lateral robust setae absent; apical robust setae absent.

Habitat. Marine, epigean.

Included genera. *Choroës* Stebbing, 1888; *Sancho* Stebbing, 1897.

Remarks. Sanchoids are associated with sponges (Lowry & Barnard 2001).

Distribution. South-eastern Australia (endemic).

Discussion

The Senticaudata is composed largely of freshwater taxa. Amphipods probably first entered freshwaters in the Triassic when Bogidiellida and Gammarida (Gammaridira and Crangonyctidira) invaded the freshwater environment. They have survived as the dominant amphipods in freshwaters, including groundwaters, to this day. Three other senticaudate infraorders, the Hadziida, Talitrida and Corophiida, have also occupied freshwaters, sometimes as a consequence of stranding from marine transgressions (Bradbury & Ebehard 2000). These latter infraorders remain relatively undiverse in freshwaters and their limited radiations are probably a consequence of competition with resident gammaridans.

The Senticaudata defined here shows similarity with the 'Reptantia' proposed by Bousfield (1994). It differs from it, however, in excluding the Liljeborgoidea and Leucothoidea that were included in the Reptantia by Bousfield as well in the inclusion of the Pontogeneiidae, Calliopiidae, Paraleptamphopidae, Falklandellidae, Gammarellidae, Gammaracanthidae, Senonatoridae, Cheirocratidae, Hornelliidae, Niphargidae and Phreatogammaridae that were placed by Bousfield (1994) in the 'Natantia'. Bousfield did not formalise the names Reptantia and Natantia, but in his classification (Bousfield, 1994) placed them above the level of suborder and presumably below the level of order.

We reiterate our belief that a phylogenetic reconstruction is only as good as the character state interpretation upon which it is based (see Myers & Lowry 2003, Mooi & Gill 2010). Statistical tests do not provide support for the 'correctness' of a tree if the underlying data set is imperfect. Careful analysis of synapomorphies is the only way to improve confidence in a phylogenetic analysis.

The family taxon is the most important higher taxon in amphipod taxonomy. As a consequence, in order to preserve a useful hierarchy without affecting the family level, we have found it necessary to introduce for the first time in amphipod taxonomy, the level parvorder between infraorder and superfamily.

Acknowledgements

We thank John Holsinger and Oliver Coleman for commenting on a draft of our manuscript and Roger Springthorpe for producing the cladogram.

References

- Abiari, A.F., Oulbaz, Z., Messouli, M. & Coineau, N. (1999) A new species of *Pseudoniphargus* (Crustacea, Amphipoda) from subterranean water of northeastern Morocco: Historical biogeography and evolutionary aspects. *Contributions to Zoology*, 68(3), 161–171.
- Absolon, C. (1927) Les grand Amphipodes aveugles dans les grottes balkaniques. *Compte Rendu de la 51e Session Association Francaise pour l'Avancement des Sciences*, 51, 291–295.
- Akatsuka, K. & Komai, T. (1922) *Pseudocrangonyx*, a new genus of subterranean amphipods from Japan. *Annotationes Zoologicae Japonenses*, 10, 119–126
- Barnard, J.L. (1962) Benthic marine Amphipoda of southern California: families Tironidae to Gammaridae. *Pacific Naturalist*, 3, 73–115, 23 figs.
- Barnard, J.L. (1964) Revision of some families, genera and species of gammaridean Amphipoda. *Crustaceana*, 7, 49–74, 2 tables.
- Barnard, J.L. (1965) Marine Amphipoda of atolls in Micronesia. *Proceedings of the United States National Museum*, 117, 459–551.
- Barnard, J. L. (1967) A new genus of galapagan amphipod inhabiting the buccal cavity of the sea turtle *Chelonia mydas*. *Proceedings of the Symposium on Crustacea at Ernakulum, India I*, 119–125.
- Barnard, J.L. (1969a) The families and genera of marine gammaridean Amphipoda. *United States National Museum Bulletin*, 271, 1–535.
- Barnard, J.L. (1969b) Gammaridean Amphipoda of the rocky intertidal of California: Monterey Bay to La Jolla. *United States National Museum Bulletin*, 258, i–v, 1–230.
- Barnard, J.L. (1969c) A biological survey of Bahía de los Angeles, Gulf of California, Mexico. IV. Benthic Amphipoda (Crustacea). *Transactions of the San Diego Society of Natural History*, 15, 175–228.
- Barnard, J.L. (1970) Sublittoral Gammaridea (Amphipoda) of the Hawaiian Islands. *Smithsonian Contributions to Zoology* 13, 1–286. <http://dx.doi.org/10.5479/si.00810282.34>

- Barnard, J.L. (1972a) Gammaridean Amphipoda of Australia, Part I. *Smithsonian Contributions to Zoology*, 103, i–vi, 1–333.
- Barnard, J.L. (1972b) The marine fauna of New Zealand: Algae-living littoral Gammaridea (Crustacea Amphipoda). *Memoir of the New Zealand Oceanographic Institute*, 62: i–vi, 7–216.
- Barnard, J.L. (1974) Gammaridean Amphipoda of Australia, Part II. *Smithsonian Contributions to Zoology*, 139, 1–148. <http://dx.doi.org/10.5479/si.00810282.139>
- Barnard, J.L. (1976) Affinities of *Paraniphargus lelouparum* Monod, a blind anchialine amphipod (Crustacea) from the Galapagos Islands. *Proceedings of the Biological Society of Washington*, 89, 421–431.
- Barnard, J.L. (1977) The cavernicolous fauna of Hawaiian lava tubes 9. Amphipoda (Crustacea) from brackish lava ponds on Hawaii and Maui. *Pacific Insects*, 17, 267–299.
- Barnard, J.L. (1978) Redescription of *Plioplateia* K.H. Barnard, a genus of amphipod (Crustacea) from South Africa. *Annals of the South African Museum*, 77, 47–55.
- Barnard, J.L. (1979) Littoral gammaridean Amphipoda from the Gulf of California and the Galapagos Islands. *Smithsonian Contributions to Zoology*, 271, 1–149. <http://dx.doi.org/10.5479/si.00810282.271>
- Barnard, J.L. (1989) Rectification of *Halirages regis* and *H. huxleyanus* (Crustacea: Amphipoda), from marine Antarctica, with description of a new genus, *Austroregia*. *Proceedings of the Biological Society of Washington*, 102(3), 701–715.
- Barnard, J.L. & Barnard, C.M. (1983) *Freshwater Amphipoda of the World*, 2 vols Mount Vernon, Virginia: Hayfield Associates. 1–830.
- Barnard, J.L. & Drummond, M.M. (1982) Discovery of *Cheirocratus* (Crustacea: Amphipoda) on Australian shores. *Proceedings of the Royal Society of Victoria*, 94, 107–120.
- Barnard, J.L. & Karaman, G. (1982) Classificatory revisions in gammaridean Amphipoda (Crustacea), part 2. *Proceedings of the Biological Society of Washington*, 95(1), 167–187.
- Barnard, J.L. & Karaman, G. (1984) Australia as a major evolutionary centre for Amphipoda (Crustacea). *Australian Museum Memoirs*, 18(4), 45–61. <http://dx.doi.org/10.3853/j.0067-1967.18.1984.371>
- Barnard, J.L. & Karaman, G. (1987) Revisions in classification of Gammaridean Amphipoda (Crustacea), Part 3. *Proceedings of the Biological Society of Washington*, 100(4), 856–875.
- Barnard, J.L. & Karaman, G. (1991) The families and genera of marine gammarideans Amphipoda (except marine gammaroids). *Records of the Australian Museum Supplement*, 13, 1–866. <http://dx.doi.org/10.3853/j.0812-7387.13.1991.91>
- Barnard, J.L. & Williams, W.D. (1995) The taxonomy of Amphipoda (Crustacea) from Australian fresh waters: Part 2. *Records of the Australian Museum*, 47, 161–201. <http://dx.doi.org/10.3853/j.0067-1975.47.1995.236>
- Barnard, K.H. (1916) Contributions to the crustacean fauna of South Africa. 5. –The Amphipoda. *Annals of the South African Museum*, 15, 105–302, pls 26–28.
- Barnard, K.H. (1955) Additions to the fauna-list of South African Crustacea and Pycnogonida. *Annals of the South African Museum*, 43, 1–107.
- Bate, C.S. (1857) A synopsis of the British edriophthalmous Crustacea. *Annals and Magazine of Natural History*, Series 2, 19, 135–152. <http://dx.doi.org/10.1080/00222935708697715>
- Bate, C.S. (1859) On the genus *Niphargus* (Schiodte). *Proceedings of the Dublin University Zoological & Botanical Association*, 1: 237–240.
- Bate, C.S. (1862) Catalogue of the specimens of amphipodous Crustacea in the collection of the British Museum. *Trustees, British Museum, London*, 399 pp.
- Bate, C.S. & Westwood, J.L. (1863) *A History of the British Sessile-eyed Crustacea*. London: John van Voorst, 1, iii–lvi, 1–507.
- Bazikalova, A.Y. (1936) A new form of Amphipoda from Lake Baikal. *Akademiia Nauk SSSR, Doklady*, 4, 35–38, 1 figure.
- Bazikalova, A.Y. (1945) Amphipoda of Lake Baikal. *Trudy Baikal Limnological Station*, 11, 1–440.
- Bazikalova, A.Y. (1959) Novye vidy amfipod iz Malogo moria. *Akademiia Nauk SSSR, Trudy Baikal'skoi Limnologicheskoi Stantsii*, 17, 512–519, 5 figures.
- Bazikalova, A.Y. (1961) Sistematika, ekologiya i rasprostranenie rodov *Micruropus* Stebbing i *Pseudomicruropus* nov. gen. (Amphipoda, Gammaridea. *Akademiia Nauk SSSR, Sibirskoe Otdelenie, Trudy Limnologicheskogo Instituta, Sistematika i Ekologiya Rakoobraznykh Baikala*, 2(22), 3–140, 56 Figures.
- Bazikalova, A.Y. (1975) K sistematike Baikalskikh amfipod (rody *Carinogammarus* Stebbing, *Eucarinogammarus* Sowinsky, *Echiuropus* (Sow.) i *Asprogammarus* gen. n.). Novoe o Faune Baykala. *Akademiia Nauk SSSR, Trudy Limnologicheskoi Stantsii*, 18(38), 31–81, 17 figures.
- Bellan-Santini, D. & Krapp-Schickel, T. (1993) Family Talitridae. In S. Ruffo (ed). *The Amphipoda of the Mediterranean*, Part III. *Mémoires de l'Institut Océanographique, Monaco*, 13, 728–768.
- Bellan-Santini, D. & Thurston, M.H. (1996) Amphipoda of the hydrothermal vents along the mid-Atlantic Ridge. *Journal of Natural History*, 30, 685–702. <http://dx.doi.org/10.1080/00222939600770381>
- Birstein, J.A. (1933) Malacostraca der Kutais-Hohlen am Rion (Transkaukasien, Georgien). *Zoologischer Anzeiger*, 104, 143–156, 24 figs.
- Birstein, J.A. (1938) *Derzhavinella macrochelata* n. gen. n. s p . novyi rod i vid Amphipoda iz severnogo Kaspija. *Zoologicheskii Zhurnal*, 17, 180–183.
- Birstein, J.A. (1940) K faune peshchernyx Amphipoda Abxazii. *Akademiia Nauk SSSR Doklady, Biologii*, 49, 47–55.
- Birstein, J.A. (1945) Revision of the systematics of Caspian Sea Gammaridae. *Doklady Akademiia Nauk SSSR*, 50, 517–529.
- Birstein, J.A. & Vinogradova, N.G. (1960) [The benthic ultrabyssal gammarids from the north-western Pacific Ocean. I.

- Families Lilljeborgiidae, Astyridae, Lepechinellidae, Gammaridae]. *Akademiya Nauk SSSR, Trudy Instituta Okeanologii* 34, 147–164.
- Birstein, J.A. & Vinogradov, M.E. (1964) Pelagicheskie gammaridy severnoi chasti Indiiskogo Okeana. *Akademiya Nauk SSSR, Instituta Okeanologii, Trudy*, 65, 152–195.
- Boeck, A. (1861) Bemaerkninger Angaaende de Ved de Norske Kyster forekommende Amphipoder. *Forhandlinger Skandinaviske Naturforskeres Ottende*, 8, 631–677.
- Boeck, A. (1871) Crustacea Amphipoda borealia et arctica. *Forhandlinger i Videnskabs-Selskabet Christiania*, 1870, 83–279.
- Bonnier, J. (1898) In Willem. V., Un nouvel amphipode terrestre (*Talitroides*, J. Bonnier) trouvé en Belgique. *Annales de la Société Entomologique de Belgique*, 42, 208–211.
- Bosc, L.A.G. (1802) Histoire naturelle des Crustacés, contenant leur description et leurs mœurs, avec figures dessinées d'après nature. Deterville, Paris 1, 1–258, pis. 1–8; 2, 1–296, pis. 9–18.
- Botosaneanu, L. & Stock, J.H. (1989) A remarkable genus of cavernicolous Bogidiellidae (Crustacea, Amphipoda) from Thailand. In: L. J. Van Der Steen (ed.), Studies in honour of Dr. Pieter Wagenaar Hummelinck. *Natuurwetenschappelijke Studiekring voor Suriname en de Nederlandse Antillen*, 123, 171–184.
- Bou, C. (1971) Recherches sur les eaux souterraines. *Parasalentinella rouchi* n. g., n. sp., des eaux souterraines des Pyrénées françaises (Amphipoda, Gammaridae). *Annales de Spéléologie*, 26 (2): 481–494.
- Bousfield, E.L. (1970) Terrestrial and aquatic amphipod Crustacea from Rennell Island. *The Natural History of Rennell Island, British Solomon Islands*, 6, 155–168.
- Bousfield, E.L. (1971) Amphipoda of the Bismarck Archipelago and adjacent Indo-Pacific islands (Crustacea). *Steenstrupia*, 1, 255–293.
- Bousfield, E.L. (1973) Shallow-water Gammaridean Amphipoda of New England: 1–312. (Cornell University Press, Ithaca).
- Bousfield, E.L. (1977) A new look at the systematics of gammaridean amphipods of the world. *Crustaceana supplement* 4, 282–316.
- Bousfield, E.L. (1978) A revised classification and phylogeny of amphipod crustaceans. *Transactions of the Royal Society of Canada, Series 4*, 16, 343–390.
- Bousfield, E.L. (1979) The amphipod superfamily Gammaroidea in the Northeastern Pacific region: systematics and distributional ecology. *Bulletin of the Biological Society of Washington*, 3(1979), 297–359.
- Bousfield, E.L. (1982a) Amphipoda in: SP. Parker (ed). *Synopsis and classification of living organisms*. New York, McGraw-Hill, pp. 241–293.
- Bousfield, E.L. (1982b) The amphipod superfamily Talitroidea in the northeastern Pacific region. 1. Family Talitridae: systematics and distributional ecology. *National Museum of Natural Sciences (Ottawa), Publications in Biological Oceanography*, 11, 1–73.
- Bousfield, E.L. (1982c) In Bousfield, E.L. & Tzvetkova, N.L. (1982) Studies on Dogielinotidae (Amphipoda, Talitroidea) from the shallow waters of the North Pacific region. Marine invertebrates of coastal biocenoses of the Arctic Ocean and the Pacific Ocean. *Explorations of the Fauna of the Seas*, 9, 76–94.
- Bousfield, E.L. (1982d) Amphipoda (Paleohistory). pp. 95–101. In S.B. Parker (ed.). Yearbook of Science and Technology, 1982-1983. McGraw-Hill, New York, 500 pp.
- Bousfield, E.L. (1983) An updated phyletic classification and palaeohistory of the Amphipoda. pp. 257–277, 2 figs. In F.R. Schram (ed.). Crustacean Phylogeny. San Diego: Museum of Natural History.
- Bousfield, E.L. (1984) Recent advances in the systematics and biogeography of landhoppers (Amphipoda: Talitridae) of the Indo-Pacific Region. *Bishop Museum Special Publication*, 72, 171–210.
- Bousfield, E.L. (1989) Revised morphological relationships within the amphipod genera *Pontoporeia* and *Gammaracanthus* and the "glacial relict" significance of their postglacial distributions. *Canadian Journal of Fisheries and Aquatic Sciences*, 46(10), 1714–1725. <http://dx.doi.org/10.1139/f89-217>
- Bousfield, E.L. (1990) A new genus and species of hadzioidean amphipod crustacean from anchialine pools in Hawaii. *Beaufortia*, 41, 25–30.
- Bousfield, E.L. (1991) New sand-hoppers (Crustacea: Amphipoda) from the Gulf coast of the United States. *Gulf Research Reports*, 8(3), 271–283.
- Bousfield, E.L. (1996) A contribution to the reclassification of Neotropical freshwater hyalellid amphipods (Crustacea: Gammaroidea, Talitroidea). *Bollettino del Museo Civico di Storia Naturale di Verona*, 20, 197–224, 17 figs.
- Bousfield, E.L. & Hendrycks, E.A. (2002) The talitroidean amphipod family Hyalidae revised, with emphasis on the North Pacific fauna: systematics and distributional ecology. *Amphipacifica*, 3(3), 17–134.
- Bousfield, E.L. & Holsinger, J.R. (1989) A new crangonyctid amphipod crustacean from hypogean fresh water of Oregon. *Canadian Journal of Zoology*, 67(4), 963–968. <http://dx.doi.org/10.1139/z89-139>
- Bousfield, E.L. & Howarth, F.G. (1976) The cavernicolous fauna of Hawaiian lava tubes. 8, Terrestrial Amphipoda (Talitridae), including a new genus and species with notes on its biology. *Pacific Insects*, 17(1), 144–154.
- Bousfield, E.L. & Shih, C-t. (1994) The phyletic classification of amphipod crustaceans: problems in resolution. *Amphipacifica*, 3(1), 76–134.
- Boutin, C. & Coineau, N. (1987) *Iberobathynella* (Crustacea, Syncarida, Bathynellacea) sur le continent africain. Implications paléobiogéographiques. *Comptes rendus de l'Académie des sciences, Paris*, 304, 355–358.
- Boutin, C. & Messouli, M. (1988a) *Longipodacrangonyx maroccanus* n. gen. n. sp., nouveau représentant du groupe

- Metacrangonyx* (Crustacea, Amphipoda) dans les eaux souterraines du Maroc. *Crustaceana, Supplement*, 13, 256–271.
- Boutin, C. & Messouli, M. (1988b) *Metacrangonyx gineti* n. sp. d'une source du Haut-Atlas marocain et la famille des Metacrangonyctidae n. fam. (Crustacés amphipodes stygobies). *Vie Milieu*, 38, 67–84.
- Bowman, T. (1974) The "sea flea" *Dolobrotus mardeni* n. gen., n. sp., a deep-water American lobster bait scavenger (Amphipoda: Eusiridae). *Proceedings of the Biological Society of Washington*, 87(14), 129–138.
- Bradbury, J.H. (2000) Western Australian stygobiont amphipods (Crustacea: Paramelitidae) from the Mt Newman and Millstream regions. *Records of the Australian Museum Supplement*, 60, 1–102
- Bradbury, J.H. & Eberhard, S. (2000) A new stygobiont melitid amphipod from the Nullarbor Plain. *Records of the Western Australian Museum*, 20, 39–50.
- Bradbury, J.H. & Williams, W.D. (1995) A new genus and species of crangonyctoid amphipod (Crustacea) from Western Australian fresh waters. *Transactions of the Royal Society of South Australia*, 119(2), 67–74.
- Bradbury, J.H., & Williams, W.D. (1996) Freshwater amphipods from Barrow Island, Western Australia. *Records of the Australian Museum*, 48, 33–74. <http://dx.doi.org/10.3853/j.0067-1975.48.1996.280>
- Bradbury, J.H., & Williams, W.D. (1997) The amphipod (Crustacea) stygofauna of Australia: description of new taxa (Melitidae, Neoniphargidae, Paramelitidae), and a synopsis of known species. *Records of the Australian Museum*, 49(3), 249–341. <http://dx.doi.org/10.3853/j.0067-1975.49.1997.1270>
- Brandt, J.F. (1851) Krebse. Dr. A. Th. v. Middendorff's Reise in den Aussersten Norden und Osten Sibiriens. *Zoologie*, 2, 77–148.
- Bréhier, F., Vonk, R. & Jaume, D. (2010) First South American phreatogammarid, with comments on the arrangement of coxal and sternal gills, and on the biramous condition of the seventh pereopod in amphipods. *Journal of Crustacean Biology*, 30, 503–520. <http://dx.doi.org/10.1651/09-3221.1>
- Browne, W.E., Haddock, S.H.D. & Martindale, M.Q. (2007) Phylogenetic analysis of lineage relationships among hyperiid amphipods as revealed by examination of the mitochondrial gene *cytochrome oxidase* (COI). *Integrative and Comparative Biology*, 47 (6), 815–830. <http://dx.doi.org/10.1093/icb/icm093>
- Bulycheva, A. (1957) The sea fleas of the USSR and adjacent waters (Amphipoda: Talitroidea). Keys to the Fauna of the USSR. *Akademiia Nauk SSSR, Opredeliteli po Faune SSSR*, 65: 1–185 (in Russian).
- Burridge, C.P. (1997) Molecular phylogeny of *Nemadactylus* and *Acantholatris* (Perciformes: Cirrhitidae: Cheilodactylidae), with implications for taxonomy and biogeography. *Molecular Phylogenetics and Evolution*, 13, 93–109. <http://dx.doi.org/10.1006/mpev.1999.0622>
- Bushueva, I.V. (1986) Novye predstaviteli antarkticheskoy fauny bokoplavov (Amphipoda, Gammaridea). [New representatives of the Antarctic fauna of scuds (Amphipoda, Gammaridea)]. *Zoologicheskij Zhurnal*, 65(9), 1296–1302.
- Cărăușu, S.E., Doboreanu E. & Manolache, C. (1955) Amphipoda forme salmastre si de apă dulce. *Fauna Republicii Populare Romîne, Crustacea, Academia Republicii Populare Romîne*, 4(4), 1–407 pages.
- Chapman, M.A. (2003) A revision of the freshwater amphipod genus *Phreatogammarus* in New Zealand. Part 1: a redescription of *P. helmsii* Chilton, 1918 and a new species from Northland. *Journal of the Royal Society of New Zealand*, 33, 633–661. <http://dx.doi.org/10.1080/03014223.2003.9517750>
- Chapman, M.A. (2004) A revision of the Phreatogammaridae (Crustacea, Amphipoda) of New Zealand. Part 2: *Phreatogammarus fragilis* and *P. propinquus*. *Journal of the Royal Society of New Zealand*, 34(1), 59–79. <http://dx.doi.org/10.1080/03014223.2004.9517763>
- Chevreaux, E. (1900) Amphipodes provenant des campagnes de l'Hirondelle (1885-1888). *Résultats des Campagnes Scientifiques Accomplies sur son Yacht par Albert Ier*, 116, 1–195.
- Chevreaux, E. (1901) Amphipodes des eaux souterraines de France et d'Algérie. *Bulletin de la Société Zoologique de France*, 26, 211–216.
- Chevreaux E. (1906a) Diagnoses d'Amphipodes nouveaux provenant de l'Expédition Antarctique du Français. V. Phliadidae. *Bulletin de la Société Zoologique de France*, 31, 87–89.
- Chevreaux E., (1906b) Crustacés amphipodes. In Joubin, L. (Ed.). *Expedition Antarctique Française (1903-1905) commandée par le Dr Jean Charcot. Sciences naturelles: documents scientifiques. Crustacés. Masson et Cie, Paris, 100 pp, 56 figs.*
- Chevreaux, E. (1908) Études sur la faune du Turkestan basées sur les matériaux recueillis par D.D. Pedauchenko. II. Crustacés amphipodes. *Travaux de la Société Impériale des Naturalistes de Saint-Petersbourg*, 37, 91–100, plates 5–6.
- Chevreaux, E. (1909) XII Amphipodes (première série). *Biospeologica. Archives de Zoologie Expérimentale et Générales*, (5) 2, 27–42, 2 plates.
- Chevreaux, E. (1911a) Sur les amphipodes des Expéditions Antarctiques Françaises. *Académie des Sciences, Paris, Comptes Rendus*, 153, 1166–1168.
- Chevreaux, E. (1911b) Campagnes de la Melita. Les Amphipodes d'Algérie et Tunisie. *Mémoires de la Société Zoologique de France*, 23(3), 145–285.
- Chevreaux, E. (1919) Note préliminaire sur les amphipodes recueillis par les expéditions du *Travailleur* et du *Talisman* (1880–1883). *Bulletin du Muséum National d'Histoire Naturelle, Paris*, 25, 574–580.
- Chevreaux, E. (1920) Sur quelques amphipodes nouveaux ou peu connus provenant des côtes de Bretagne. *Bulletin de la Société Zoologique de France*, 45, 75–87.
- Chevreaux, E. (1922) Sur un nouveau genre d'amphipodes de la faune Française. *Bulletin Museum d'Histoire Naturelle*, 28, 487–488.

- Chevreaux, E. (1925) Voyage de la goélette *Melita* aux Canaries et au Sénégal (1889-1890). Amphipodes I.- Gammariens. *Bulletin de la Société Zoologique de France*, 50, 278–311 + 365–398.
- Chilton, C. (1884) Additions to the sessile-eyed Crustacea of New Zealand. *Transactions and Proceedings of the New Zealand Institute*, 16, 249–265.
- Chou, W.-H. & Lee, J.-D. (1996) A new terrestrial amphipod (Crustacea) from a subtropical forest in Taiwan, with description of a new genus. *Bulletin of the National Museum of Natural Science Taiwan*, 8, 43–54.
- Cope, E.D. (1872) On the Wyandotte Cave and its fauna. *American Naturalist*, 6, 406–422. <http://dx.doi.org/10.1086/270970>
- Costa, A. (1853) Descrizione di tre nuovi crostacei del Mediterraneo scoperti dal Rev. G.F. Hope. *Fauna del Regno di Napoli*, 83, 10 pp, 13 pls.
- Coutière, H. (1904) Sur un type nouveau d'amphipode *Grandidierella mahafalensis*, provenant de Madagascar. *Bulletin de la Association Philomatique*, Series 9, 6, 166–174.
- Crocker, R.A. (1971) A remarkable new amphipod genus (Crustacea, Gammaridae) from Eniwetok Atoll lagoon. *Pacific Science*, 25, 382–386.
- Dahl, E. (1959) Amphipoda from depths exceeding 6000 meters. *Galathea Report*, 1, 211–240, 20 figs.
- Dallwitz, M.J. (2005) Overview of the DELTA system. <http://delta-intkey.com/www/overview.htm>. (8/9/2007).
- Da Silva Brum, I.N. (1975) *Spelaeogammarus bahiensis*, g. n., sp. n., de Anfipodo Cavernicola do Brasil (Amphipoda-Bogidiellidae). *Atas da Sociedade de Biologia do Rio De Janeiro*, 17(3), 125–128.
- Dana, J.D. (1849) Synopsis of the genera of Gammaracea. *American Journal of Science and Arts*, Series 2, 8, 135–140.
- Dana, J.D. (1853) Crustacea, Part 11. United States Exploring Expedition during the years 1838, 1839, 1840, 1841, 1842, under the command of Charles Wilkes, U.S.N., 14, 686–1618.
- Dancau, D. (1970) Sur un nouvel amphipode souterrain de Roumanie, *Pontoniphargus racovitzai* n.g., n.sp. *Academie de la Republique Socialiste de Roumanie, Livre du Centenaire Emile G. Racovitzia 1868-1968, Bucarest*, 1970, 275–285.
- Della Valle, A. (1893) Gammarini del Golfo di Napoli. *Fauna und Flora des Golfes Neapel und der angrenzenden Meeres-Abschnitte, Monographie*, 20, xi and 948 pages, atlas (Atlante) of 61 plates.
- Derzhavin, A.N. (1927) Gammaridae. Kamchatka Expedition, 1908-1909. *Hydrobiological Journal SSSR*, 6(1/2), 1–15. [in Russian].
- Derzhavin, A.N. (1937) Talitridae of the Soviet coast of the Japan Sea. *Akademiya Nauk SSSR, Zoologicheskogo Instituta Issledovanie Fauny Morei SSSR*, 23, 87–112 (Russian with English summary).
- Derzhavin, A.N. (1939) Presnovodnye perakaridy talysha. *Akademiya Nauk Azerbaidzhanskii SSR Filial, Trudy Zoologicheskogo Instituta*, 10, 43–58.
- Derzhavin, A.N. (1948) Novye formy gammarid iz Kaspiiskogo Morja. *Notebooks of the Academician Sergei Alekseyich Zernov (Hydrobiologist)*, 280–286, 3 figures.
- Derzhavin, A.N. & Pjatakova, G.M. (1967) Novye Vidy gammarid Kaspiiskogo Morja. Pages 79–84, 2 figures, in: M.A. Musaev *et alia*'s, "Biologicheskaja Produktivnost' Kurinsko-Kaspiiskogo Rybolovniogo Raiona." *Akademiya Nauk Azerbaidzhanskoi SSS, Institut Zoologii*.
- Diviacco G. & Ruffo, S. (1985) Nuovi Bogidiellidi delle acque sotterranee africane (Crustacea Amphipoda). *Monitore Zoologico Italiano, N.S., suppl.*, 20(7), 135–148.
- d'Udekem d'Acoz, C. (2010) Contribution to the knowledge of European Liljeborgiidae (Crustacea, Amphipoda), with considerations on the family and its affinities. *Bulletin de l'Institut Royal des Sciences Naturelles de Belgique, Biologie*, 80, 127–259.
- d'Udekem d'Acoz, C. (2011) Validation of the family Bathyporeiidae (Crustacea, Amphipoda). *Zootaxa*, 2791, 54–62.
- Duncan, K.W. (1994) Terrestrial Talitridae (Crustacea: Amphipoda). *Fauna of New Zealand*, 31, 1–128.
- Fabricius, J.C. (1775) *Systema Entomologiae, sistens Insectorum Classes, Ordines, Genera, Species, adjectus synonymis, locis, descriptionibus, observationibus*. Flensburgi et Lipsiae: 832 pp. <http://dx.doi.org/10.5962/bhl.title.36510>
- Fenwick, G. (2006) *Ringanui*, a new genus of stygobitic amphipod from New Zealand (Amphipoda: Gammaridea: Paraleptamphopidae). *Zootaxa*, 1148, 1–25.
- Finston, T.L., Johnson M.S. & Knott, B. (2008) A new genus and species of stygobitic paramelitid amphipod from the Pilbara, Western Australia. *Records of the Western Australian Museum*, 24, 395–410.
- Friend, A. (1982) New terrestrial amphipods (Amphipoda: Talitridae) from Australian forests. *Australian Journal of Zoology*, 30, 461–491. <http://dx.doi.org/10.1071/ZO9820461>
- Friend, A. (1987) The terrestrial amphipods (Amphipoda: Talitridae) of Tasmania: systematics and zoogeography. *Records of the Australian Museum, Supplement*, 7, 1–85. <http://dx.doi.org/10.3853/j.0812-7387.7.1987.97>
- Garjajev, V.P. (1901) Gammaridy ozera Baikala. Chast I: Acanthogammarinae. *Trudy Obshchestva estestvoispytatelei pri Imperatorskom Kazanskom universitete*, 35(6), 1–62.
- Guerin, F.E. (1836) Description de quelques genres nouveaux de crustacés appartenant à la famille des hyperines. *Magasin de Zoologie Journal*, 6(VII), 1–10 + 2 unnumbered pp., pls 17–19.
- Griffiths, C.L. (1975) The Amphipoda of southern Africa. Part 5. The Gammaridea and Caprellidea of the Cape Province west of Cape Agulhas. *Annals of the South African Museum*, 67(5), 91–181.
- Grosso, L.E. & Claps, (1985) Distribución geográfica de la familia Bogidiellidae (Crustacea, Amphipoda) en la República Argentina, con la descripción de un nuevo subgénero y una nueva especie. *Physis, Buenos Aires*, (B) 43, 49–55.
- Grosso, L.E. & Fernández, H.R. (1985) Una nueva *Bogidiella* (Amphipoda Bogidiellidae) hiporreica de la provincia de

- Tucumán (Argentina). *Neotropica*, 31, 201–209.
- Grosso, L.E. & Fernández, H.R. (1993) Nuevo género cavernícola austral de Bogidiellidae; *Patagongidiella* n. gen. del noroeste Patagónico (Neuquén, Argentina). *Bollettino del Museo Civico di Storia Naturale di Verona*, 17, 357–372.
- Grosso, L.E. & Peralta, M. (2009) A new Paraleptamphopidae (Crustacea Amphipoda) in the burrow of *Virilastacus rucapihuensis* (Parastacidae) and surrounding peat bogs. *Rudolphia macrodactylus* n. gen., n. sp. from southern South America. *Zootaxa*, 2243, 40–52.
- Gurjanova, E.F. (1934) Neue Formen von Amphipoden des Karischen Meeres. *Zoologischer Anzeiger*, 108, 122–130.
- Gurjanova, E.F. (1953) Novye dopolnenija k dal'nevostochnoi faune morskik bokoplavov. *Akademiia Nauk SSSR, Trudy Zoologicheskogo Instituta*, 13, 216–241.
- Hansen, H.J. (1903) The Ingolfiellidae, fam. n., a new type of Amphipoda. *Journal of the Linnean Society of London (Zoology)*, 29, 117–133. <http://dx.doi.org/10.1111/j.1096-3642.1903.tb00430.x>
- Haswell, W.A. (1879a) On Australian Amphipoda. *Proceedings of the Linnean Society of New South Wales*, 4, 245–279.
- Haswell, W.A. (1879b) On some additional new genera and species of amphipodous crustaceans. *Proceedings of the Linnean Society of New South Wales*, 4, 319–350, pls 318–324.
- Hay, W.P. (1902) Observations on the crustacean fauna of Nickajack Cave, Tennessee and vicinity. *Proceedings of the United States National Museum*, 25, 417–439. <http://dx.doi.org/10.5479/si.00963801.25-1292.417>
- Heads, M. (2012) Molecular Panbiogeography of the tropics. University of California Press, 1–565.
- Hendrycks, E.A. & Bousfield, E.L. (2001) The amphipod genus *Allorchestes* in the North Pacific region Systematics and distributional ecology. *Amphipacifica*, 3(2), 3–37.
- Herbst, J.F.W. (1793) Gammeelassen. Onisci gammarelli. In: *Versuch einer Naturgeschichte der Krabben und Krebsse nebst einer systematischen Beschreibung ihrer verschiedenen Arten*, 6(2), 105–146. Berlin & Stralsund.
- Hertzog, L. (1933) *Bogidiella albertimagni* sp. nov., ein neuer Grundwasseramphipode aus der Rheinebene bei Strassburg. *Zoologischer Anzeiger*, 102, 225–227.
- Hertzog, L. (1936) Crustacés de biotopes hypogées de la vallée du Rhin d'Alsace. *Bulletin de la Société Zoologique de France*, 61, 356–372.
- Holsinger, J.R. (1977) A new genus and two new species of subterranean amphipod crustaceans (Gammaridae S. Lat.) from the Yucatan Peninsula in Mexico. Studies on the caves and cave fauna of the Yucatan Peninsula. *Association for Mexican Cave Studies, Bulletin*, 6, 15–25, 7 figures.
- Holsinger, J.R. (1980) In Holsinger, J.R. & Longley, G. (1980) The subterranean amphipod crustacean fauna of an artesian well in Texas. *Smithsonian Contributions to Zoology*, 308, 1–62. <http://dx.doi.org/10.5479/si.00810282.308>
- Holsinger, J.R. (1982) *Paramexiweckelia*, a new genus of subterranean amphipod crustacean (Hadziidae) from northern Mexico. *International Journal of Speleology*, 12, 37–44. <http://dx.doi.org/10.5038/1827-806X.12.1.4>
- Holsinger, J.R. (1985) In Holsinger, J.R. & Yager, J. (1985) A new genus and two new species of subterranean amphipod crustaceans (Hadziidae) from the Bahamas and Turks and Caicos Islands. *Bijdragen tot de Dierkunde*, 55, 283–294.
- Holsinger, J.R. (1989) Allocrangonyctidae and Pseudocrangonyctidae, two new families of Holarctic subterranean amphipod crustaceans (Gammaridea), with comments on their phylogenetic and zoogeographic relationships. *Proceedings of the Biological Society of Washington*, 102(4), 947–959.
- Holsinger, J.R. (1990) *Tuluweckelia cernua*, a new genus and species of stygobiont amphipod crustacean (Hadziidae) from anchialine caves on the Yucatan Peninsula in Mexico. *Beaufortia*, 41, 97–107.
- Holsinger, J.R. (1996) *Paramexiweckelia ruffoi*, a new species of subterranean amphipod crustacean (Hadziidae) from south-central Texas, with observations on phylogenetic and biogeographic relationships. *Bollettino Museo Civico di Storia Naturale, Verona*, 20, 89–103.
- Holsinger, J.R. & Minckley, W.L. (1971) A new genus and two new species of subterranean amphipod crustaceans (Gammaridae) from northern Mexico. *Proceedings of the Biological Society of Washington*, 83(37), 425–444.
- Holsinger, J.R. & Peck, S.B. (1968) A new genus and species of subterranean amphipod (Gammaridae) from Puerto Rico, with notes on its ecology, evolution and relationship to other Caribbean amphipods. *Crustaceana*, 15, 249–262. <http://dx.doi.org/10.1163/156854068X00368>
- Holsinger, J.R. & Ruffo, S. (2002) *Indoweckelia superstes* n. gen. nov. sp. from the subterranean waters of Socotra Island: the first weckeliid amphipod crustacean (Hadziidae) found in the Indo-West Pacific region. *Bollettino del Museo Civico di Storia Naturale di Verona*, 26, 27–36.
- Holsinger, J.R. & Straškraba, M. (1973) A new genus and two new species of subterranean amphipod crustaceans (Gammaridae) from South Africa. *Annales de Spéléologie*, 28(1), 69–79.
- Hou, Z-E., Morino, H. & Li, S-Q. (2005) A new genus and species of freshwater Anisogammaridae (Crustacea, Amphipoda) from Yunnan, China. *Acta Zootaxonomica Sinica*, 30(4), 737–747.
- Hurley, D.E. (1958) *Austrochiltonia*, a new generic name for some Australian Freshwater amphipods. *Annals and Magazine of Natural History*, Series 13, 1, 765–768. <http://dx.doi.org/10.1080/00222935808651153>
- Hurley, D.E. (1975) A possible subdivision of the terrestrial genus *Talitrus* (Crustacea Amphipoda: Family Talitridae). *Records of New Zealand Oceanographic Institute*, 2(14), 157–170.
- Iannilli, V., Holsinger, J. R., Ruffo, S. & Vonk, R. (2006) Two new genera and two new species of the subterranean family Bogidiellidae (Crustacea, Amphipoda) from groundwaters in northern Oman, with notes on the geographic distribution of the family. *Zootaxa*, 1208, 37–56.

- Iannilli, V. & Ruffo, S. (2007) A new genus and species of Phreatogammaridae (*Caledonietta maryae* n. gen. n. sp.) from New Caledonia (Crustacea, Amphipoda). *Bollettino del Museo Civico di Storia Naturale di Verona*, 31, 23–29.
- Iannilli, V., Krapp, T. & Ruffo, S. (2011) Freshwater amphipods from Madagascar with description of a new family (sic), three new genera and six new species (Crustacea, Amphipoda). *Bollettino del Museo Civico di Storia Naturale di Verona*, 35, 93–137.
- Ishimaru, S.-i. (1996) Taxonomic review of the family Biancolinidae (Amphipoda: Gammaridea), with description of a new species from Japan. *Journal of Crustacean Biology*, 16(2), 395–405. <http://dx.doi.org/10.1163/193724096X00180>
- Javier, S.N. & Coleman, C.O. (2010) *Talitrus curioi* (Crustacea, Amphipoda, Talitridae), a new species of landhopper from the rainforests of the Philippines. *Zoosystematics and Evolution*, 86(1), 41–48. <http://dx.doi.org/10.1002/zoos.200900013>
- Jarrett, N.E. & Bousfield, E.L. (1996) The amphipod superfamily Hadzioidea on the Pacific coast of North America: Family Melitidae. Part 1. The *Melita* group: systematics and distributional ecology. *Amphipacifica*, 2(2), 3–74.
- Jaume, D., Gràcia, F. & Boxshall, G.A. (2007) New genera of Bogidiellidae (Amphipoda: Gammaridea) from SW Pacific and Mediterranean marine caves. *Journal of Natural History*, 41(5–8), 419–444. <http://dx.doi.org/10.1080/00222930701228835>
- Jaume, D., Sket, B. & Boxshall, G.A. (2009) New subterranean Sebidae (Crustacea, Amphipoda, Gammaridea) from Vietnam and SW Pacific. *Zoosystema*, 31(2), 249–277. <http://dx.doi.org/10.5252/z2009n2a3>
- Kamaltynov, R.M. (1999) On the higher classification of Lake Baikal amphipods. *Crustaceana*, 72(8), 933–944. <http://dx.doi.org/10.1163/156854099503834>
- Kamaltynov, R.M. (2001) Amphipody (Amphipoda: Gammaroidea). In: Timoshkin O.A. (Ed.), *Index of Animal Species Inhabiting Lake Baikal and Its Catchment Area. Vol. 1. Book 1*. Nauka, Novosibirsk, pp. 572–831.
- Kamaltynov & Väinölä (2001) In Kamaltynov (2001) Amphipody (Amphipoda: Gammaroidea). In: Timoshkin O.A. (Ed.), *Index of Animal Species Inhabiting Lake Baikal and Its Catchment Area. Vol.1. Book 1*. Nauka, Novosibirsk, pp. 572–831.
- Karaman, G. (1970) XXIV. Beitrag zur Kenntnis der Amphipoden. Eine neue Art des Genus *Neogammarus* Ruffo aus Frankreich, *Neogammarus (Longigammarus) bruni* n. sbg. n. sp. *Fragmenta Balcanica, Musei Macedonici Scientiarum Naturalium, Skopje*, 7(14/172), 125–135.
- Karaman, G. (1974) 57. Contribution to the Knowledge of the Amphipoda. Genus *Metohia* Abs. in Yugoslavia and its relation to the Genera *Typhlogammarus* Schaf. and *Accubogammarus* n. gen. *Poljoprivreda i šumarstvo, Titograd*, 20(1), 43–57.
- Karaman, G. (1980) New genus of family Gammaridae from Baikal Lake, *Abludogammarus*, n. gen. with references to genus *Ommatogammarus* Stebb. (Contribution to the Knowledge of the Amphipoda 108). *Glasnik Odjeljenja prirodnih nauka, Crnogorska akademija nauka i umjetnosti, Titograd*, 3, 149–169.
- Karaman, G. (1981a) Contribution to the Knowledge of the Amphipoda 118. Revision of genus *Metacrangonyx* Chevr. 1909. *Glasnik Republičkog. zavoda za zaštitu prirode- Prirodnjačkog muzeja Titograd*, 14, 31–46.
- Karaman, G. (1981b) Redescription of *Melita planaterga* Kunkel 1910 from Bermuda islands with revision of genera *Melita* Leach and *Abludomelita* n. gen. (Contribution to the Knowledge of the Amphipoda 119). *Poljoprivreda i šumarstvo, Titograd*, 27(1), 29–50.
- Karaman, G. (1981c) Revision of Genus *Maerella* Chevr. 1911 with description of *Coxomaerella pirloti*, n. gen. n. sp. and *Maerella ledoyeri*, n. sp. (Fam. Gammaridae) (Contribution to the Knowledge of the Amphipoda 120). *Poljoprivreda i šumarstvo, Titograd*, 27(2), 37–50.
- Karaman, G. (1981d) Revision of *Bogidiella*-group of genera with description of some new taxa (Fam. Gammaridae) (Contribution to the Knowledge of the Amphipoda 121). *Poljoprivreda i šumarstvo, Titograd*, 27(3), 23–44.
- Karaman, G. (1982) Family Gammaridae. In S. Ruffo (ed). *The Amphipoda of the Mediterranean, Part III. Mémoires de l'Institute Océanographique, Monaco*, 13, 245–364.
- Karaman, G. (1984a) The Genus *Laurogammarus*, n. gen. (Fam. Gammaridae) in Yugoslavia (Contribution to the Knowledge of the Amphipoda 135). *Bilten Društva ekologičara Bosne i Hercegovine, Ser. B, Naučni skupovi i savjetovanja, No. 3: III kongres ekologičara Jugoslavije, Sarajevo, Knj., II*, 29–35.
- Karaman, G. (1984b) Critical remarks to the fossil Amphipoda with description of some new taxa (Contribution to the Knowledge of the Amphipoda 137). *Poljoprivreda i šumarstvo, Titograd*, 30(4), 87–104.
- Karaman, G. (1984c) Revision of *Eriopisa*-Complex of genera (Gammaridea) (Contribution to the Knowledge of the Amphipoda 139). *Poljoprivreda i šumarstvo, Titograd*, 30(4), 39–72.
- Karaman, G. (1984d) Contribution to the Knowledge of the Amphipoda 140. On some Gammaridean amphipods from Sri Lanka and adjacent regions. *Studia Marina, Kotor*, 15/16, 109–130.
- Karaman, G. (1984e) Contribution to the Knowledge of the Amphipoda 141. *Quadrus vagabundus*, new genus and species, and revision of Genus *Eriopisella* Chevr. (Gammaridea). *Studia Marina, Kotor*, 15–16, 131–148.
- Karaman, G. (1985a) Contribution to the Knowledge of the Amphipoda 144. *Degocheirocratus spani*, new genus and species from Adriatic Sea, with remarks to the *Cheirocratus* complex of genera (Gammaridea). *Glasnik Republičkog. zavoda za zaštitu prirode- Prirodnjačkog muzeja Titograd*, 17, 5–28 (1984).
- Karaman, G. (1985b) *Foroniphargus pori*, new genus and species of family Niphargidae (Contribution to the Knowledge of the Amphipoda 152). *Poljoprivreda i šumarstvo, Titograd*, 31(4), 51–66.
- Karaman, G. (1988a) New Genera and Species of the subterranean Family Bogidiellidae from the Near East (Contribution to the Knowledge of the Amphipoda 179). *Studia Marina, Kotor*, 19, 31–51.
- Karaman, G. (1988b) The new genus of the Family Bogidiellidae (Gammaridea) from coastal seawater (mesopsammon) of Italy, *Aurobogidiella*, n. gen. (Contribution to the Knowledge of the Amphipoda 182). *Poljoprivreda i šumarstvo*,

Titograd, 34(4), 93–105.

- Karaman, G. (1993) Crustacea Amphipoda di acqua dolce. *Fauna d'Italia*, 31, 1–337, Edizione Calderini Bologna, Italia.
- Karaman, G. & Barnard, J.L. (1979) Classificatory revisions in gammaridean Amphipoda (Crustacea), Part 1. *Proceedings of the Biological Society of Washington*, 92(1), 106–163.
- Karaman, G. & Pinkster, S. (1977a) Freshwater *Gammarus* species from Europe, North Africa and adjacent regions of Asia (Crustacea-Amphipoda). Part I. *Gammarus pulex*-group and related species. *Bijdragen tot de Dierkunde*, 47(1), 1–97.
- Karaman, G. & Pinkster, S. (1977b) Freshwater *Gammarus* species from Europe, North Africa and adjacent regions of Asia (Crustacea-Amphipoda) Part II. *Gammarus roeseli* -group and related species. *Bijdragen tot de Dierkunde*, 47(2), 165–196.
- Karaman, G. & Pinkster, S. (1987) Freshwater *Gammarus* species from Europe, North Africa and adjacent regions of Asia (Crustacea-Amphipoda) Part III. *Gammarus balcanicus* -group and related species. *Bijdragen tot de Dierkunde*, 57(2), 207–260.
- Karaman, G. & Ruffo, S. (1989) *Tyrrhenogammarus sardous*, new genus and species with a description of several new taxa of the genus *Pseudoniphargus* Chevreux, 1901 from Sicily (Amphipoda, Gammaridea). *Animalia, Catania*, 16, 161–192.
- Karaman, G. & Ruffo, S. (1995) *Sinogammarus troglodytes* n. gen. n. sp. A new troglobiont gammarid from China (Crustacea Amphipoda). *International Journal of Speleology*, 23(3/4), 157–171 (1994).
- Karaman, S.L. (1931) 3. Beitrag zur Kenntnis der Amphipoden Jugoslaviens, sowie einiger Arten aus Griechenland. *Prirodoslovne Razprave*, 1, 31–66.
- Karaman, S.L. (1932) 5. Beitrag zur Kenntnis der Süßwasser-Amphipoden (Amphipoden unterirdischen Gewässer). *Prirodoslovne Razprave, Ljubljana*, 2, 179–232.
- Karaman, S.L. (1943) Die unterirdischen Amphipoden Südserbiens. *Srpska Akademya Nauka, Posebna Izdana*, 135 (*Prirodn'achki i Matematički Spici*), 34(4), 161–312.
- Karaman, S.L. (1953) Pontokaspische Amphipoden der jugoslawischen Fauna. *Acta Musei Macedonici Scientiarum Naturalium, Skopje*, 1, 21–60, 61 figures.
- Karaman, S.L. (1955) Über einige Amphipoden des Grundwasser der Jugoslawischen Meeresküste. *Acta Musei Macedonici Scientiarum Naturalium, Skopje*, 2, 223–242.
- King, R.A. (2009) Two new genera and species of chiltoniid amphipods (Crustacea: Amphipoda: Talitroidea) from freshwater mound springs in South Australia. *Zootaxa*, 2293, 35–52.
- King, R.A. (2012) In King, R.A., Bradford, T., Austin, A.D., Humphreys, W.F. & Cooper, S.J.B. (2012) Divergent molecular lineages and not-so-cryptic species: the first descriptions of stygobitic chiltoniid amphipods (Talitroidea: Chiltoniidae) from Western Australia. *Journal of Crustacean Biology*, 32(3), 465–488. <http://dx.doi.org/10.1163/193724012X626566>
- Koenemann, S. & Holsinger, J.R. (1999) Phylogenetic analysis of the amphipod family Bogidiellidae s. lat., and revision of taxa above the species level. *Crustaceana*, 72(8), 781–816. <http://dx.doi.org/10.1163/156854099503960>
- Koenemann, S. & Holsinger, J.R. (2000) Revision of the subterranean amphipod genus *Spelaeogammarus* (Bogidiellidae) from Brazil, including descriptions of three new species and considerations of their phylogeny and biogeography. *Proceedings of the Biological Society of Washington*, 113(1), 104–123.
- Koenemann, S. & Holsinger, J.R. (2001) Systematics of the North American subterranean amphipod genus *Bactrurus* (Crangonyctidae). *Beaufortia*, 51(1), 1–56.
- Krapp-Schickel, G. (1972) Rätselhafte *Hyale carinata* (Amphipoda, Crustacea). *Memorie del Museo Civico di Storia Naturale, Verona*, 19, 177–189.
- Krapp-Schickel, G. (1976) Marine amphipods from Pantelleria and Catania (Sicily). *Bulletin – Zoologisch Museum, Universiteit van Amsterdam*, 5(5), 31–45, 9 figs.
- Krapp-Schickel G. (1993) Caprellidae. In S. Ruffo (ed). The Amphipoda of the Mediterranean, Part III. *Memoires del'Institut Oceanographique, Monaco*, 13, 773–809.
- Krapp-Schickel, T. (2000) Pitfall genus *Maera* (Crustacea, Amphipoda, Melitidae). *Polskii Archiwum Hydrobiologii*, 47(3/4), 413–440.
- Krapp-Schickel, T. (2008a) What has happened with the *Maera*-clade (Crustacea, Amphipoda) during the last decade? *Bollettino del Museo Civico di Storia Naturale di Verona*, 32, 3–32.
- Krapp-Schickel, T. (2008b) On the genera *Meximaera*, *Ruffomaera* gen. nov., *Maeropsis* and *Ceradocus* from Atlantic coasts (Amphipoda: Melitidae). *Journal of the Marine Biological Association of the United Kingdom*, 88(7), 1425–1432. <http://dx.doi.org/10.1017/S0025315408002014>
- Krapp-Schickel, T. (2009) Maeridae, the *Ceradocus* group. In J.K. Lowry & A.A. Myers (eds). Benthic Amphipoda (Crustacea: Peracarida) of the Great Barrier reef, Australia. *Zootaxa*, 2260, 598–642.
- Krapp-Schickel, T. & Jarrett, N. E. (2000) The amphipod family Melitidae on the Pacific coast of North America: Part II. The *Maera* - *Ceradocus* complex. *Amphipacifica*, 2, 23–61.
- Krapp-Schickel, G. & Müller, H-G. (2011) Known and unknown hadzioidan amphipods (Crustacea) from Polynesia with *Elasmopus polynesius* sp. nov. and *Kairos segregans* gen. nov., sp. nov. *Marine Biodiversity Records*, 4, 1–14. <http://dx.doi.org/10.1017/S1755267211000820>
- Krapp-Schickel, T. & Ruffo, S. (2000) The *Maera quadrimana* - complex (Crustacea Amphipoda, Melitidae) demands a new concept: *Quadrimaera* n.gen. (with description of three new species from Western Atlantic). *Bollettino del Museo Civico di Storia Naturale di Verona*, 24, 193–214.

- Krapp-Schickel, T. & Vader, W. (2009) On some maerid genera (Crustacea, Amphipoda, Maeridae) collected by the Hourglass Cruises (Florida). Part I: Genera *Anamaera*, *Ceradocus*, *Clessidra* gen. nov., *Jerbarnia*, *Maera*, *Meximaera*, with a key to world *Ceradocus*. *Journal of Natural History*, 43, 2057–2086. <http://dx.doi.org/10.1080/00222930903091007>
- Kristjánsson, B.K. & Svavarsson, J. (2004) Crymostygiidae, a new family of subterranean freshwater gammaridean amphipods (Crustacea) recorded from subarctic Europe. *Journal of Natural History*, 38, 1881–1894. <http://dx.doi.org/10.1080/00222930310001597295>
- Kunkel, B.W. (1910) The Amphipoda of Bermuda. *Transactions of the Connecticut Academy of Arts and Science*, 16, 1–116.
- Latreille, P.A. (1802) *Histoire Naturelle, générale et particulière des Crustacés et des Insectes*. Vol. 1–4. Paris.
- Latreille, P.A. (1806) Genera crustaceorum et insectorum secundum ordinem naturalem in familias disposita, iyonibus exemplisque plurimis explicata 1, xviii + 302 pp. and emendanda. Parisiis et Argentorati: Amand Koenig.
- Latreille, P. A. (1816) Amphipoda. In: *Nouveau Dictionnaire d'histoire naturelle, appliquée aux Arts, à l'Agriculture, à l'Économie rurale et domestique, à la Médecine, etc. Par une société de Naturalistes et d'Agriculteurs*. 2nd edition. Volume 1. Deterville, Paris. Pp. 467–469.
- Lazo-Wasem, E.A. & Gable, M.F. (2001) A revision of *Parhyaella* Kunkel (Crustacea: Amphipoda: Gammaridea). *Bulletin of the Peabody Museum of Natural History*, 45, i–ix, 1–80.
- Leach, W.E. (1814) Crustaceology. *The Edinburgh Encyclopaedia*, 7, 383–434.
- Ledoyer, M. (1970) Contributions a l'étude bionomique de la Méditerranée occidentale (cote du Var et des Alpes Maritimes-cote occidentale de Corse). Les Amphipodes des vases profondes des cotes Corses et Monegasques. *Bulletin de l'Institut Oceanographique*, 69(1406), 1–32.
- Ledoyer, M. (1973) Étude des amphipodes gammariens des biotopes de substrats sableux et sablo-vaseux de la région de Tuléar et de Nosy-Bé (Madagascar). *Téthys Supplement*, 5, 51–94.
- Ledoyer, M. (1978) Amphipodes gammariens (Crustacea) des biotopes cavitaires organogènes récifaux de l'île Maurice (Océan Indien). *The Mauritius Institute Bulletin*, 8(3), 197–332.
- Ledoyer, M. (1979) Les gammariens de la pente externe du Grand Recif de Tulear (Madagascar) (Crustacea Amphipoda). *Memorie del Museo Civico di Storia Naturale (serie 2a) Sezione Scienze della Vita, Verona*, 2, 1–150.
- Lilljeborg, W. (1865) On the *Lysianassa magellanica* H. Milne Edwards and on the Crustacea of the suborder Amphipoda and subfamily Lysianassina found an (sic) the coast of Sweden and Norway. *Nova Acta Regiae Societatis Scientiarum Upsaliensis*, Series 3, 6, 1–38.
- Lincoln, R.J. & Hurler, D.E. (1981) The calceolus, a sensory structure of gammaridean amphipods (Amphipoda:Gammaridea). *Bulletin of the British Museum of Natural History (Zoology)*, 40(4), 103–116.
- Lindeman, D. (1990) New terrestrial amphipods (Crustacea: Amphipoda; Talitridae) from Mexico and Central America. *Canadian Journal of Zoology*, 68, 2323–2337. <http://dx.doi.org/10.1139/z90-324>
- Lindström, G. (1855) Bidrag till kännedomen om Östersjöns invertebrat-fauna. *Öfversigt af Kongliga Vetenskaps-Akademiens Förhandlingar, Stockholm*, 12(2), 49–73, pl. 2.
- Lowry, J.K. (1986) The callynophore, a eucaridan/peracaridan sensory organ prevalent among the Amphipoda (Crustacea). *Zoologica Scripta*, 15(4), 333–349. <http://dx.doi.org/10.1111/j.1463-6409.1986.tb00234.x>
- Lowry, J.K. (2006) New families and subfamilies of Amphipod Crustaceans. *Zootaxa*, 1254, 1–28.
- Lowry, J.K. (2011) *Dana*, replacement name for the New Zealand talitrid amphipod genus *Tara* Duncan, 1994 (Crustacea, Amphipoda, Talitridae), preoccupied by *Tara* Peckham & Peckham, 1886 (Araneae, Salticidae, Amycinae, Astiini). *Zootaxa*, 2912, 68.
- Lowry, J.K. (2012) Talitrid amphipods of ocean beaches in New South Wales, Australia (Amphipoda, Talitridae). *Zootaxa*, 3575, 1–26.
- Lowry, J.K. & Barnard, J.L. (2001) Revision of the endemic Australian genus *Sancho* (Amphipoda, Eusiridae). *Journal of Crustacean Biology*, 21(1), 231–242. [http://dx.doi.org/10.1651/0278-0372\(2001\)021\[0231:ROTEAG\]2.0.CO;2](http://dx.doi.org/10.1651/0278-0372(2001)021[0231:ROTEAG]2.0.CO;2)
- Lowry, J.K. & Bopiah, A. (2012) *Britorchestia*, a new talitrid genus from western Europe and the Mediterranean Sea and a revision of *Pseudorchestoidea* and *Sardorchestia* (Crustacea, Amphipoda, Talitridae). *Zootaxa*, 3451, 60–67.
- Lowry, J.K. & Coleman, C.O. (2011) *Africorchestia* a new genus of sand-hoppers (Crustacea, Amphipoda, Talitridae) from western Africa and south-western Europe. *Zootaxa*, 2825, 55–68.
- Lowry, J.K. & Coleman, C.O. (2012) A new terrestrial talitrid genus from the Philippine Islands (Crustacea, Amphipoda, Talitrida, Talitridae) and the designation of two informal subgroups. *Zootaxa*, 3400, 64–68.
- Lowry, J.K. & Fenwick, G.D. (1983) The shallow water gammaridean Amphipoda of the subantarctic islands of New Zealand and Australia. Part I. Melitidae, Hadziidae. *Journal of the Royal Society of New Zealand*, 13, 201–260. <http://dx.doi.org/10.1080/03036758.1983.10420802>
- Lowry, J.K. & Hughes, L.E. (2009) Maeridae, the *Elasmopus* group. In J.K. Lowry & A.A. Myers (eds). Benthic Amphipoda (Crustacea: Peracarida) of the Great Barrier reef, Australia. *Zootaxa*, 2260, 643–702.
- Lowry, J.K. & Myers, A.A. (2012) New, mainly southern hemisphere, freshwater families of Amphipoda (Crustacea), together with a description of the first freshwater calliopiid, *Lutriwita bradburyi* gen. nov. et sp. nov. *Zootaxa*, 3499, 27–45.
- Lowry, J.K. & Peart, R. (2010) The genus *Microrchestia* (Amphipoda, Talitridae) in eastern Australia. *Zootaxa* 2349, 21–38.
- Lowry J.K. & Springthorpe, R.T. (2005) New and little known melitid amphipods from Australian waters (Crustacea, Amphipoda, Melitidae). *Records of the Australian Museum*, 57, 237–302. <http://dx.doi.org/10.3853/j.0067-1975.57.2005.1463>
- Lowry J.K. & Springthorpe, R.T. (2007) A revision of the tropical/temperate amphipod genus *Dulichella* Stout, 1912, and the description of a new Atlantic genus *Verdeia* gen. nov. (Crustacea: Amphipoda: Melitidae). *Zootaxa*, 1424, 1–62.

- Lowry, J.K. & Springthorpe, R.T. (2009) The genus *Floresorchestia* (Amphipoda: Talitridae) on Cocos (Keeling) and Christmas Islands. *Memoirs of Museum Victoria*, 66, 117–127.
- Lowry J.K. & Stoddart H.E. (1998) A new genus of Eusiridae (Crustacea, Amphipoda), associated with the abalone *Haliotis rubra* Leach, in south-eastern Australia. *Zoosystema*, 20(2), 307–314.
- MacDonald, K.S., Yampolsky, L. & Duffy, J.E. (2005) Molecular and morphological evolution of the amphipod radiation of Lake Baikal. *Molecular Phylogenetics and Evolution*, 35, 323–343. <http://dx.doi.org/10.1016/j.ympev.2005.01.013>
- Marsden, I.D., & Fenwick, G.D. (1984) *Chroestia*, a new supralittoral amphipod from Queensland, Australia (Talitroidea: Talitridae). *Journal of Natural History*, 18(6), 843–851. <http://dx.doi.org/10.1080/00222938400770731>
- Martin & Davis (2001) An updated classification of recent Crustacea. *Natural History Museum of Los Angeles County Science Series* 39, i–vii, 1–124.
- Martynov, A.B. (1924a) On some interesting Malacostraca from fresh-waters of European Russia. *Russkii gidrobiologicheskii Zhurnal, Saratov*, 3(8–10), 210–216.
- Martynov, A.B. (1924b) Études sur les Crustacées de mer du bassin du bas Don et leur distribution ethnologique. *Akademiia Nauk SSSR, Leningrad, Ezhegodnik Zoologicheskogo Muzeja*, 25, 1–115.
- Martynov, L.W. (1935) Amphipoda Gammaridea of the running waters of Turkestan. *Travaux de l'Institut Zoologique de l'Académie des Sciences de l'URSS*, 2, 411–508.
- Mateus, A. & Mateus, E.O. (1958) Un nouveau genre et une nouvelle espèce d'Amphipode troglobie du Portugal. *Publicações do Instituto de Zoologia "Dr. Augusto Nobre", Faculdade de Ciências do Porto*, 59, 15 pages.
- Messouli, M., Holsinger, J.R. & Reddy, Y.R. (2007) Kotumsariidae, a new family of subterranean amphipod crustaceans from India, with description of *Kotumsaria bastarensis*, new genus, new species. *Zootaxa*, 1589, 33–46.
- Methuen, P.A. (1913) Description of an amphipod belonging to the family Talitridae, from the Woodbrush, Transvaal. *Proceedings of the Zoological Society of London*, 1913, 109–112.
- Miers, E.J. (1875) Descriptions of new species of Crustacea collected at Kerguelen's Island by the Rev. A.E. Eaton. *Annals and Magazine of Natural History*, Series 4, 16, 73–76.
- Milne Edwards, H. (1830) Extrait de recherches pour servir à l'histoire naturelle des crustacés amphipodes. *Annales des Sciences Naturelles*, 20, 353–399, pls 10, 11.
- Miyamoto, H. & Morino, H. (1999) Taxonomic studies on the Talitridae (Crustacea, Amphipoda) from Taiwan 1. The genera *Talorchestia* and *Sinorchestia* n. gen. *Publications of Seto Marine Biological Laboratory*, 38, 169–200.
- Miyamoto, H., & Morino, H. (2010) Taxonomic Studies on the Talitridae (Crustacea: Amphipoda) of Taiwan. IV. The Genera *Paciforchestia* and *Lanorchestia* gen. nov. *Species Diversity*, 15, 155–167.
- Mordukhaj-Boltovskoj, F.D., Greze, I.I., Vasilenko, S.V. (1969) Otriad amfipody ili raznogie – Amphipoda Latreille, 1816–1817. In: Kisieleva MI, Mordukhaj-Boltovskoj F.D., Murina W.W., eds. *Opredelitel' fauny Chernogo i Azovskogo morej, Kiev*, 440–524.
- Monod, Th. (1925) *Niphargopsis bryophilus* et var. *petiti* gen., sp., et var. nov., Amphipode nouveau des eaux douces de Madagascar. *Bulletin de la Société Zoologique de France*, 49/50, 40–48.
- Mooi, R.D. & Gill, A.C. (2010) Phylogenies without Synapomorphies – a crisis in fish systematics: Time to show some character. *Zootaxa*, 2450, 26–40.
- Morino, H. (1991) Gammaridean amphipods (Crustacea) from brackish waters of Okinawa Island. *Publications of the Itako hydrobiological Station*, 5, 13–26.
- Morino, H., Kusano, H. & Holsinger, J.R. (2004) Description and distribution of *Crangonyx floridanus* (Crustacea: Amphipoda: Crangonyctidae) in Japan, an introduced freshwater amphipod from North America. *Contributions of the Biological Laboratory of Kyoto University*, 29, 371–381.
- Mukai, H. (1979) A new giant amphipod belonging to a new genus, *Megaceradocus*, found in the Japan Sea. *Bulletin of the National Science Museum, Series A, Zoology*, 5, 175–181.
- Myers, A.A. (1995) The Amphipoda (Crustacea) of Madang Lagoon: Aoridae, Isaeidae, Ischyroceridae and Neomegamphopidae. *Records of the Australian Museum Supplement*, 22, 25–95. <http://dx.doi.org/10.3853/j.0812-7387.22.1995.121>
- Myers, A.A. (1997) Amphipoda from the South Pacific: Western Samoa. *Records of the Australian Museum*, 49, 99–109. <http://dx.doi.org/10.3853/j.0067-1975.49.1997.1260>
- Myers, A.A. & Lowry, J.K. (2003) A phylogeny and a new classification of the Corophiidea Leach, 1814 (Amphipoda). *Journal of Crustacean Biology*, 23(2), 443–485. [http://dx.doi.org/10.1651/0278-0372\(2003\)023\[0443:APAANC\]2.0.CO;2](http://dx.doi.org/10.1651/0278-0372(2003)023[0443:APAANC]2.0.CO;2)
- Nicholls, G.E. (1926) *Protocrangonyx fontinalis*, a new blind freshwater amphipod from Western Australia. *Journal of the Royal Society of Western Australia*, 12(8), 71–78.
- Nicholls, G.E. (1938) Amphipoda, Gammaridea. *Australasian Antarctic Expedition 1911-14, Scientific Reports, Series C*, 2, 1–145.
- Nicolet, H. (1849) Historia física y política de Chile según documentos adquiridos en esta república durante doce años de residencia en ella y publicada bajo los auspicios del supremo gobierno por Claudio Gay. *Zoología*, 3(Paris), 115–318.
- Noodt, W. (1965) Interstitielle Amphipoden der konvergenten Gattungen *Ingolffiella* Hansen und *Pseudoringolffiella* n. gen. aus Südamerika. *Crustaceana*, 9(3), 17–80. <http://dx.doi.org/10.1163/156854065X00136>
- Norman, A.M. (1867) Report on the Crustacea. *Natural History Transactions of Northumberland and Durham*, 1, 12–29.
- Notenboom, J. (1986) *Sensonator valentiensis* n.g., n.sp. (Amphipoda) from different biotopes in southern Valencia. *Bijdragen tot de Dierkunde*, 56, 60–74.

- Notenboom, J. (1988) *Parapseudoniphargus baetis*, new genus, new species, a stygobiont amphipod crustacean from the Guadalquivir River Basin (southern Spain), with phylogenetic implications. *Journal of Crustacean Biology*, 8, 110–121. <http://dx.doi.org/10.2307/1548436>
- Oldevig, H. (1958) On a new aberrant Talitrid from the Island of Sachalin. *Archiv für Zoologi*, 11(18), 343–347.
- Oldevig, H. (1959) Arctic, subarctic and Scandinavian amphipods in the collections of the Swedish Natural History Museum in Stockholm. *Goteborgs Kungliga Vetenskaps-Vitterhets-Samhälles Handlingar*, (6B), 8(2), 132 pp.
- Oliveira, L.P.H. (1953) Crustacea Amphipoda do Rio de Janeiro. *Memorias do Instituto Oswaldo Cruz*, 51, 289–376.
- Ortiz, M., Berze-Freire, K. & Wasikete, A. (1990) Un nuevo género y una nueva especie de anfípodo (Amphipoda, Gammaridea), de la República Popular de Mozambique. *Revista de Investigaciones Marinas*, 11(3), 201–206.
- Ortiz, M., Lalana, R. & Varela, C. (2007) Un género nuevo y una especie nueva de anfípodo espongiícola (Gammaridea: Eusiridae) de las aguas profundas del sur de Cuba. *Solenodon*, 6, 8–14.
- Osadchikh V.F. (1977) A finding of *Cardiophilus baeri* in the marsupium of corophiids (Amphipoda, Gammaridae). *Zoologicheskii Zhurnal*, 56, 156–158.
- Pérez-Schultheiss, J. (2013) *Osornodella gabrielae*, n. gen. and n. sp., a new Falklandellid (Amphipoda: Gammaridea) from freshwaters of Chilean Coastal Range. *Zootaxa*, 3599(5), 446–456.
- Pfeffer, G. (1888) Die Krebse von Süd-Georgian nach der Ausbeute der Deutschen Station 1882-83. 2. Tiel. Die Amphipoden. *Jahrbuch der Wissenschaftlichen Anstalten zu Hamburg*, 5, 76–142, 3 pls.
- Pinkster, S. (1994) A revision of the genus *Echinogammarus* Stebbing, 1899 with some notes on related genera (Crustacea, Amphipoda). *Memorie del Museo Civico di Storia Naturale (serie 2a) Sezione Scienze della Vita, Verona*, 10, 1–185.
- Pirlot, J.M. (1934) Les amphipodes de l'expédition du Siboga. Deuxième partie. Les amphipodes gammarides II. Les amphipodes de la mer profonde 2. (Hyperioptidae, Pardaliscidae, Astyridae nov. fam., Tironidae, Calliopiidae, Paramphithoidae, Amathillopsidae nov. fam., Eusiridae, Gammaridae, Aoridae, Photidae, Ampithoidae, Jassidae. *Siboga-Expedition, Monographie 33d*: 167–235.
- Pirlot, J.M. (1936) Les amphipodes de l'expédition du Siboga. Deuxième partie: Les amphipodes gammarides, II. – Les amphipodes de la mer profonde. 3: Addendum et partie générale. III. - Les amphipodes littoraux. 1: Lysianassidae, Ampeliscidae, Leucothoidae, Stenothoidae, Phliantidae, Colomastigidae, Ochlesidae, Liljeborgiidae, Oedicerotidae, Synopiidae, Eusiridae, Gammaridae. *Siboga-Expedition, Monographie*, 33e, 237–328.
- Pretus J.-L., & Abelló, P. (1993) *Domicola lithodesi* n. gen. n. sp. Amphipoda: Calliopiidae, inhabitant of the pleonal cavity of a South African lithodid crab. *Scientia Marina*, 57(1), 41–49.
- Rafinesque, C.S. [-Schmaltz] (1815) Analyse de la nature outableau de l'universitet des corps organises par C.S. Rafinesque. Palerme.
- Rathke, H. (1837) Zur Fauna der Krym. Ein Beitrag. *Mémoires Presentes Académie Impériale des Sciences de St. Pétersbourg*, 3, 29–454.
- Reid, D.M. (1940) On *Gammarus (Pectenogammarus) planicrurus*, Subgen. et. Sp. N. (Crustacea, Amphipoda). *Annals and Magazine of Natural History, Series 11*, 6, 287–292. <http://dx.doi.org/10.1080/03745481.1940.9723680>
- Ren, X. (1991) In Ren, X. & Huang, L. [Studies on Gammaridea and Caprellidea (Crustacea: Amphipoda) from the northwest waters of the Antarctic Peninsula]. *Studia Marina Sinica*, 32, 187–323. (in Chinese and English)
- Ren, X. & Andres, H. (2006) In Ren, X., Crustacea, Amphipoda, Gammaridea I. *Fauna Sinica Invertebrata*, 41, i–x, 1–558.
- Ruffo, S. (1937) Gammaridi delle acque superficiali del Veneto, della Venezia Tridentina e della Lombardia. *Memorie del Museo di Storia naturale Venezia Tridentina*, 4, 1–29.
- Ruffo, S. (1947) *Hadzia minuta* n. sp. (Hadziidae) e *Salentinella gracillima* n. gen. n. sp. (Gammaridae) nuovi Anfipodi troglobi dell'Italia meridionale. *Bollettino della Società dei Naturalisti di Napoli*, 56, 1–11.
- Ruffo, S. (1956) *Psammoniphargus pauliani* n. g. n. sp. nouveau gammaride des eaux interstitielles de l'île de la Reunion. *Mémoires de l'Institut Scientifique de Madagascar, Series A*, 11, 89–95.
- Ruffo, S. (1969) Descrizione di *Metaingolfiella mirabilis* n. gen. n. sp. (Crustacea, Amphipoda, Metaingolfiellidae fam. nova) delle acque sotterranee del salento nell'Italia Meridionale. *Memorie del Museo Civico di Storia Naturale di Verona*, 16, 239–260.
- Ruffo, S. (1974a) Nuovi Anfipodi interstiziali delle coste del Sud Africa. *Atti dell'Istituto Veneto Scienze Lettere ed Arti*, 132, 401–419.
- Ruffo, S. (1974b) Note brevi: Due cambiamenti di nome di generi di crostacei anfipodi. *Bollettino del Museo Civico di Storia Naturale di Verona*, 1, 507.
- Ruffo, S. (1979) Studi sui crostacei anfipodi XC. Descrizione di due nuovi anoftalmi dell'Iran e del Madagascar (*Phreatomelita pacea* n. gen. n. sp., *Dussartiella maegassa* n. gen. n. sp.). *Bollettino del Museo Civico di Storia Naturale di Verona*, 6, 419–440.
- Ruffo, S. (1985) Nuovi Anfipodi mesopsammici delle isole Andamane (Crust. Amphipoda). *Bollettino del Museo Civico di Storia Naturale di Verona*, 10, 485–509.
- Ruffo, S. (1994) New stygobiont amphipods (Crustacea Amphipoda) from the Philippine Islands. *Tropical Zoology*, 7, 355–366. <http://dx.doi.org/10.1080/03946975.1994.10539265>
- Ruffo, S. (1995) Un nuovo gammaride cavernicolo dell'Albania (*Albanogammarus inguscioi* n. gen. n. sp.). *Bollettino del Museo Civico di Storia Naturale, Verona*, 19, 443–452.
- Ruffo, S. (2004) in Tafini, B., Ugolini, A., Bazzicalupo, M, Mengoni, A. & Ruffo, S. (2004) Phylogenetic relationships among

- Mediterranean sandhoppers. *Journal of Natural History*, 38, 499–508.
- Ruffo, S. & Vigna Taglianti, A. (1988) *Gammaropisa arganoi* n. gen. n. sp. from the phreatic waters of southern Anatolia (Crustacea, Amphipoda, Gammaridae s. lato). *Bollettino del Museo Civico di Storia Naturale, Verona*, 14, 241–253.
- Sars, G.O. (1894a) Crustacea Caspia. Contributions to the Knowledge of the Carcinological Fauna of the Caspian Sea. Part 111. Amphipoda. Second Article: Gammaridae (continued). *Bulletin de l'Académie Impériale des Sciences de Saint-Pétersbourg*, (5)1, 343–378.
- Sars, G.O. (1894b) Crustacea Caspia. Contributions to the Knowledge of the Carcinological Fauna of the Caspian Sea. Part 111. Amphipoda. 1-st Article: Gammaridae (part). *Bulletin de l'Académie Impériale des Sciences de Saint-Pétersbourg*, (5)1, 179–223.
- Sars, G.O. (1895a) Crustacea Caspia. Contributions to the Knowledge of the Carcinological Fauna of the Caspian Sea. Part 111. Amphipoda. Third Article: Gammaridae (concluded). *Bulletin de l'Académie Impériale des Sciences de Saint-Pétersbourg*, (5)3, 275–341.
- Sars, G.O. (1895b) Amphipoda. An Account of the Crustacea of Norway With Short Descriptions and Figures of All the Species, I: viii + 711 pp., 240 pls, 8 supplementary pls.
- Sars, G.O. (1896) Crustacea caspia, Amphipoda, supplement. *Bulletin de l'Académie Impériale des Sciences de Saint-Pétersbourg*, (5) 4 (5), 421–489.
- Sawicki, T.R., Holsinger, J.R. & Iliffe, T.M. (2005) New species of amphipod crustaceans in the genera *Tegano* and *Melita* (Hadzioidea: Melitidae) from subterranean groundwaters in Guam, Palau, and the Philippines. *Journal of Crustacean Biology*, 25(1), 49–74. <http://dx.doi.org/10.1651/C-2525>
- Schaferna, K. (1907) O novem slepem blesivci, *Typhlogammarus* n. sbg. *Vestník Kralovske Ceske Spolecnosti Nauk v Praze*, 26, 1–25.
- Schellenberg, A. (1925) Crustacea VIII: Amphipoda, volume 3. Pp. 111–204, *In* W. Michaelsen (ed.). *Beitrage zur Kenntnis der Meeresfauna Westafrikas*. Hamburg: L. Friedrichsohn & Co.
- Schellenberg, A. (1926) Die Gammariden der Deutschen Südpolar-Expedition 1901-1903. *Deutsche Südpolar-Expedition*, 18, 235–414.
- Schellenberg, A. (1929) Revision der Amphipoden-Familie Pontogeneidae. *Zoologischer Anzeiger*, 85, 273–282.
- Schellenberg, A. (1931) Gammariden und Caprelliden des Magellangebietes, Südgeorgiens und der Westantarktis, *Further zoological Results of the Swedish Antarctic Expedition 1901-1903*, 2(6), 1–290.
- Schellenberg, A. (1934) Eine neue Amphipoden-Gattung aus einer belgischen Höhle, nebst Bemerkungen über die Gattung *Crangonyx*. *Zoologischer Anzeiger*, 106, 215–218.
- Schellenberg, A. (1936) Die Amphipodengattungen um *Crangonyx*, ihre Verbreitung und ihre Arten. *Mitteilungen aus dem Zoologisches Museum in Berlin*, 22, 31–44. <http://dx.doi.org/10.1002/mmzn.19370220103>
- Schellenberg, A. (1938) *Niphargellus*, eine neue subterrane Amphipodengattung an der Ost- und Westgrenze des Reiches. *Zoologischer Anzeiger*, 122(9/10), 245–248.
- Schellenberg, A. (1940) Die Auflösung der Kasp-Baikal-Gattung *Axelboeckia*. *Zoologischer Anzeiger*, 132, 43–44.
- Schiödte, J.C. (1849) Bidrag til den underjordiske Fauna. *Kongelige Danske Videnskaberne Selskabs Skrifter, Naturvidenskabelig og Mathematisk Afdeling*, Series 5, 2, 1–39.
- Senna, A.R. & Serejo, C.S. (2012) A new genus and species of Melitidae (Crustacea: Amphipoda: Hadzioidea) from Brazilian waters. *Zootaxa*, 3433, 60–68.
- Serejo, C. (2004) Talitridae (Amphipoda, Gammaridea) from the Brazilian coastline. *Zootaxa*, 646, 1–29.
- Serejo, C. & J.K. Lowry (2008) Coastal talitrids of south and Western Australia (Crustacea, Amphipoda, Talitridae). *Records of the Australian Museum*, 60(2/3), 161–206. <http://dx.doi.org/10.3853/j.0067-1975.60.2008.1491>
- Sexton, E.W. & Spooner, G.M. (1940) An account of *Marinogammarus* (Schellenberg) gen. novo (Amphipoda), with a description of a new species *M. pirloti*. *Journal of the marine biological Association of the United Kingdom*, 24, 634–682. <http://dx.doi.org/10.1017/S0025315400045501>
- Sheard, K. (1936) Amphipods from a South Australian Reef. -Part 2. *Transactions and Proceedings of the Royal Society of South Australia*, 60, 173–179.
- Shoemaker, C.R. (1929) A new genus and species of amphipod from the Grand Manan, N.B. *Proceedings of the Biological Society of Washington*, 42, 167–170.
- Shoemaker, C.R. (1930) The Amphipoda of the Cheticamp Expedition of 1917. *Contributions to Canadian Biology and Fisheries, new series*, 5(10), 221–359.
- Shoemaker, C.R. (1941) A new genus and a new species of Amphipoda from the Pacific coast of North America. *Proceedings of the Biological Society of Washington*, 54, 183–186.
- Shoemaker, C.R. (1942) Notes on some American fresh-water amphipod crustaceans and descriptions of a new genus and two new species. *Smithsonian Miscellaneous Collections*, 101(9), 1–31.
- Shoemaker, C.R. (1959) Three new cave amphipods from the West Indies. *Journal of the Washington Academy of Science*, 49(8), 273–283.
- Sidorov, D.A. (2010) A new subgenus of eusirid amphipod (Crustacea: Amphipoda: Eusiridae) from subterranean waters and springs of the Eastern Sikhote-Alin Mountain Ridge, with comments on the morphology of sternal humps, genital papillae and pleopods. *Zootaxa*, 2518, 1–31.
- Sket, B. (1971) Vier neue aberrante *Niphargus* - Arten (Amphipoda, Gammaridea) und einige Bemerkungen zur Taxonomie der

- Niphargus* – Ähnlichen Gruppen. *Academia Scientiarum Artium Slovenica Classis 4: Historia Naturalis et Medicina*, 14, 1–25.
- Sket, B. (1981) *Niphargobates orophobata* n.g., n.sp. (Amphipoda, Gammaridae s.l.) from cave waters in Slovenia: (NW Yugoslavia). *Biology Vestnik*, 29, 1, 105–118.
- Sket, B. (2000) *Fuxiana yangi* g.n., sp.n. (Crustacea: Amphipoda), a “baikaloid” amphipod from the depths of Fuxian Hu, an ancient lake in the karst of Yunnan, China. *Archiv für Hydrobiologie*, 147(2), 241–255.
- Sket, B. & Fiser, C. (2009) A new case of intralacustrine radiation in Amphipoda. A new genus and three new species of Anisogammaridae (Crustacea, Amphipoda) from the ancient lake Fuxian Hu in Yunnan, China. *Journal of Zoological Systematics and Evolution Research*, 47, 115–123. <http://dx.doi.org/10.1111/j.1439-0469.2008.00477.x>
- Smith, D.G. (1998) A new genus and species of terrestrial amphipod from Isla Mona in the Caribbean Sea (Crustacea, Amphipoda, Talitridae). *Spixiana*, 21(2), 179–186.
- Smith, S.I. (1874) The Crustacea of the freshwaters of the United States. A Synopsis of the higher freshwater Crustacea of the Northern United States, Appendix F. Natural History. *Report of the Commissioner for 1872 and 1873. United States Commission of Fish and Fisheries*, 2, 637–661.
- Sowinsky, V.K. (1904) Vvedenie v" izuchenie fauny Ponto-Kaspiisko-Aralyskago Morskogo Basseina, razematrivaemoiego točki erienija eamoetoja telynoi zoo-geograficheskoi provincie. *Zapiski Kievskago Obshchestva Estestvoispytatelei*, 18, 1–497, I–XIII, 4 plates.
- Sowinsky, V.K. (1915) Amphipoda from the Baikal Sea. (Fam. Gammaridae). *Zoologische Ergebnisse Baikal See*, 9, 1–102.
- Stapleton, J.L., Williams, W.D. & Barnard, J.L. (1988) The morphology of the calceolus of an Australian crangonyctoid freshwater amphipod. *Crustaceana*, 55(2): 157–162. <http://dx.doi.org/10.1163/156854088X00492>
- Staude, C.P. (1995) The amphipod genus *Paramoera* Miers (Gammaridea: Eusiroidea: Pontogeneiidae) in the eastern north pacific. *Amphipacifica*, 1(4), 61–102.
- Stebbing, T.R.R. (1888) Report on the Amphipoda collected by H.M.S. Challenger during the years 1873–76. *Report on the Scientific Results of the Voyage of H.M.S. Challenger 1873–76, Zoology*, 29, i–xxiv + 1–1713, 210 pls (3 vols).
- Stebbing, T.R.R. (1890) The right generic names of some Amphipoda. *Annals and Magazine of Natural History, London*, 6(5), 192–194.
- Stebbing, T.R.R., 1894. The Amphipoda collected during the voyages of the William Barents in the arctic seas in the years 1880–1884. *Bijdragen tot de Dierkunde Uitgegeven Door het Koninklijk Zoologisch Genootschap Natura Artis Magistra te Amsterdam*, 17e en 18e Aflevering (17), 48 pp., 7 pls.
- Stebbing, T.R.R. (1897) Amphipoda from the Copenhagen Museum and other sources. *Transactions of the Linnean Society of London*, Series 2 (zoology), 7, 25–45. <http://dx.doi.org/10.1111/j.1096-3642.1897.tb00400.x>
- Stebbing, T.R.R. (1899a) Revision of Amphipoda (continued). *Annals and Magazine of Natural History*, Series 7, 4, 205–211. <http://dx.doi.org/10.1080/00222939908678185>
- Stebbing, T.R.R. (1899b) Amphipoda from the Copenhagen Museum and other sources. Part II. *Transactions of the Linnean Society of London*, Series 2, 7, 395–432. <http://dx.doi.org/10.1111/j.1096-3642.1899.tb00202.x>
- Stebbing, T.R.R. (1906) Amphipoda 1. Gammaridea. *Das Tierreich*, 21, 1–806.
- Stebbing, T.R.R. (1907) The fauna of brackish ponds at Port Canning, Lower Bengal, Part V. - Definition of a new genus of Amphipoda, and description of the typical species. *Records of the Indian Museum*, 1, 159–162.
- Stebbing, T.R.R. (1908) South African Crustacea. (Part IV). *Annals of the South African Museum*, 6, 1–96, pls 91–15.
- Stebbing, T.R.R. (1917) South African Talitridae. *Annals of the South African Museum*, 8, 435.
- Steele, D.H., (1988) What is the amphipod lifestyle? *Crustaceana Supplement*, 13, 134–142.
- Stephensen, K. (1933a) Amphipoda from the marine salines of Bonaire and Curacao. *Zoologische Ergebnisse einer Reise nach Bonaire, Curacao und Aruba im Jahre 1930. Zoologische Jahrbucher, Systematik*, 64, 437–446.
- Stephensen, K. (1933b) *Ceinina japonica* (n. gen., n. sp.), a new aberrant species of the amphipodan family Talitridae from Japan. *Transactions of the Sapporo natural History Society*, 13(2), 63–68.
- Stephensen, K. (1940) Marine Amphipoda. *The Zoology of Iceland*, 3(26), 111 pp.
- Stewart B.A. & Griffiths, C.L. (1995) A taxonomic revision of the family Paramelitidae (Crustacea, Amphipoda) from South African fresh waters. *Annals of the South African Museum*, 104(8), 181–247.
- Stock J.H. (1971) A revision of the *Sarothrogammarus*-Group (Crustacea-Amphipoda). *Bijdragen tot de Dierkunde*, 41(2), 94–129.
- Stock J.H. (1974) The systematics of certain Ponto-Caspian Gammaridae (Crustacea, Amphipoda). *Mitteilungen Hamburg Zoologisches Museum Institut*, 70, 75–95.
- Stock J.H. (1977) The taxonomy and zoogeography of the hadziid Amphipoda with emphasis on the West Indian taxa. *Studies on the Fauna of Curaçao*, 55, 1–130.
- Stock, J.H. (1980) Amsterdam expeditions to the West Indian Islands, Report 8 *) a new cave amphipod (Crustacea) from Curaçao: *Psammogammarus caesicolus* n. sp. *Bijdragen tot de Dierkunde*, 50(2), 375–386.
- Stock, J.H. (1981) Amsterdam expeditions to the West Indian Islands, report 13. The taxonomy and zoogeography of the family Bogidiellidae (Crustacea, Amphipoda), with emphasis on the West Indian taxa. *Contributions to Zoology*, 51(2), 345–374.
- Stock, J.H. (1984a) Observations morphologiques et ecologiques sur une population intertidale de “*Melita*” *pellucida* Sars (Amphipoda) à Etreat (Seine-Maritime, France). *Cahiers de Biologie Marine*, 25, 93–106.
- Stock, J.H. (1984b) First record of Bogidiellidae (Crustacea, Amphipoda) from the Pacific: *Bogidiella (Xystriogidiella*

- n.subgen.) *capricornea* new species from the Great Barrier Reef. *Bulletin of Marine Science*, 34(3), 380–385.
- Stock, J.H. (1985) Amsterdam expeditions to the West Indian Islands, Report 47. Stygobiont amphipod crustaceans of the hadzioid group from Haiti. *Bijdragen tot de Dierkunde*, 55(2), 331–426.
- Stock, J.H. (1988) Two new stygobiont Amphipoda (Crustacea) from Polynesia. *Stygologia*, 4(1), 79–100.
- Stock, J.H. (1989) A new genus and species of Talitridae (Amphipoda) from a cave in Terceira, Azores. *Journal of Natural History*, 23, 1109–1118. <http://dx.doi.org/10.1080/00222938900771001>
- Stock, J.H. & Iliffe, T.M. (1990) A new Australian crangonyctid amphipod with a habit convergent to the Old World genus *Niphargus*. *Stygologia*, 5(3), 137–142.
- Stock, J.H. & Iliffe, T.M. (1995) Melitidae (Crustacea, Amphipoda) from anchihaline limestone caves in New Caledonia. *Contributions to Zoology*, 65(4), 245–269.
- Stock, J.H. & Martin, J.L. (1988) A new cavehopper (Amphipoda: Talitridae) from lava tubes in La Palma, Canary Islands. *Journal of Natural History*, 22, 1121–1133. <http://dx.doi.org/10.1080/00222938800770701>
- Stock, J.H., Mirzajani, A.R., Vonk, R., Naderi, S. & Kiabi, B.H. (1998) Limnic an brackish water Amphipoda (Crustacea) from Iran. *Beaufortia*, 48(8), 163–224.
- Stock, J.H. & Platvoet, D. (1991) The freshwater Amphipoda of the Falkland Islands. *Journal of Natural History*, 25, 1469–1491
- Stock, J. H. & Vonk, R. (1992) Marine interstitial Amphipoda and Isopoda (Crustacea) from Santiago, Cape Verde Islands. *Bijdragen tot de Dierkunde*, 62(1), 21–36.
- Stout, V.R. (1912) Studies in Laguna Amphipoda. *First Annual Report of the Laguna Marine Laboratory*, 134–149.
- Straškraba, M., (1964) *Perthia*, n. g. (Amphipoda, Gammaridae) from fresh water of Western Australia, with remarks on the genera *Neoniphargus* and *Uroctena*. *Crustaceana*, 7(2), 125–139.
- Straškraba, M. (1966) *Hurleya kalamundae* n. g., n. sp. (Amphipoda, Gammaridae) from subterranean waters of Western Australia. *International Journal of Speleology*, 2, 291–295.
- Stuxberg, A. (1880) Evertebratfaunan i Sibiriens Ishaf. Forelopande Studier Grundade pa de zoologiska Undersokningarna under Prof. A.E. Nordenskolds Ishafs Expedition 1878-79. *Bihang Kunglia Svenska Vetenskapsakademiens Handlingar*, 5(22), 76 pp.
- Swofford, D.L. (2003) *PAUP**. *Phylogenetic Analysis Using Parsimony (*and Other Methods)*, version 4. Sinauer Associates, Sunderland, MA.
- Takhteev, V.V. (1995) The gammarid genus *Poekilogammarus* Stebbing, 1899, in Lake Baikal, Siberia (Crustacea Amphipoda Gammaridea). *Arthropoda Selecta* 4, 7–64.
- Takhteev, V.V. (2000) Ocherki ob amfipodakh ozera Baikal (sistematika, sravnitel'naya ekologiya, evolutsiya). *Izdatelstvo Irkutskogo Universiteta, Irkutsk*, 335 pp.
- Thanh, D.N. & Anh, L.H. (2011) Talitrids crustaceans (Amphipoda-Talitridae) from Vietnam Sea. *Vietnam Journal of Biology*, 33(4), 1–7.
- Thomas, J.D. & Barnard, J.L. (1985a) two new species of two new gammaridan genera (crustacea: Amphipoda) from the Florida keys. *Proceedings of the Biological Society of Washington*, 98(1), 191–203.
- Thomas, J.D. & Barnard, J.L. (1985b) A new marine genus of the *Maera* group (Crustacea: Amphipoda) from Belize. *Proceedings of the Biological Society of Washington*, 98, 630–635.
- Thurston, M.H. (1974) Crustacea Amphipoda from Graham Land and the Scotia Arc, collected by Operation Tabarin and the Falkland Islands Dependencies Survery, 1944-45. *British Antarctic Survey Scientific Reports*, 85, 1–89.
- Tomikawa, K. (2007) In Tomikawa, K., Kobayashi, N., Morino, H. & Mawatari, S.F. (2007) New gammaroid family, genera and species from subterranean waters of Japan, and their phylogenetic relationships (Crustacea: Amphipoda). *Zoological Journal of the Linnean Society*, 149, 643–670. <http://dx.doi.org/10.1111/j.1096-3642.2007.00277.x>
- Tucolesco, I. (1933) Eine neue Amphipodengattung *Euxinia*. *Zoologischer Anzeiger*, 103, 35–41.
- Tzvetkova, N.L. (1965) A new genus of gammarids (Amphipoda: Gammaridae) from the intertidal zone of the Japan Sea. *Zoologicheskie Zhurnal*, 44(11), 1631–1636.
- Tzvetkova, N.L. (1972) On the system of genera *Gammarus* and *Anisogammarus* and new species of *Gammarus* and new species of gammarids (Amphipoda: Gammaridae) of the northwestern part of the Pacific Ocean. *Trudy Zoologicheskogo Instituta Akademii Nauk SSSR*, 52, 201–222.
- Tzvetkova, N.L. & Kudrjaschov, V.A. (1975) The new genus of the family Calliopiidae (Crustacea; Amphipoda) from the North Pacific. *Biologija Morja*, 4, 13–23.
- Uéno, M. (1971d) Subterranean Amphipoda from the Islands of Tsushima. *Bulletin of the National Science Museum, Tokyo*, 14, 195–199, 2 figures.
- Vigna Taglianti, A. (1971) Un nuovo gammaride di acque sotterranee: *Ilvanella inexpectata* n. g., n. sp., dell' isola d'Elba (Crustacea, Amphipoda). *Memorie del Museo Civico di Storia Naturale, Verona*, 19, 39–56.
- Vonk, R. (1988) *Psammomelita uncinata* n.g., n.sp. (Crustacea, Amphipoda, Melitidae) from infralittoral sand interstices on Curaçao. *Stygologia*, 4, 166–176.
- Vonk, R. (1990) Amsterdam Expeditions to the West Indian Islands, Report 56. *Thalassostygius exiguus* n.g., n.sp., a new marine interstitial melitid (Crustacea, Amphipoda) from Curaçao and Klein Bonaire (Netherlands Antilles). *Stygologia*, 5, 43–48.
- Vonk, R. & Jaume, D. (2010) *Glyptogidiella omanica* gen. et sp. nov., an inland groundwater bogidiellid from Oman with

- enlarged coxal plate V (Crustacea, Amphipoda). *Zootaxa*, 2657, 55–65.
- Walker, A.O. (1891) On *Pherusa fucicola* Leach. *Annals and Magazine of Natural History*, Series 6, 8, 81–83.
- Walker, A.O. (1903) Amphipoda of the 'Southern Cross' Antarctic Expedition. *Journal of the Linnean Society of London*, 29, 38–64. <http://dx.doi.org/10.1111/j.1096-3642.1903.tb00425.x>
- Walker, A.O. & Scott, A. (1903) 11. Decapoda and sessile-eyed crustaceans from Abd-el-Kuri. *Natural History of Sokotra and Abd-el-Kuri*, 2, 16–232.
- Walker, A.O. (1904) Report on the Amphipoda collected by Professor Herdman, at Ceylon, in 1902. *Ceylon Pearl Oyster Fisheries, Supplementary Reports*, 17, 229–300 + pls. 1–8.
- Watling, L. (1989) A classification system for crustacean setae based on the homology concept. *Crustacean Issues*, 6, 15–27.
- Watson, M.J., Lowry, J.K. & Steinberg, P.D. (2004) Revision of the Iciliidae (Crustacea: Amphipoda). *The Raffles Bulletin of Zoology*, 52(2), 467–495.
- Williams, W.D. & Barnard, J.L. (1988) The taxonomy of crangonyctoid Amphipoda (Crustacea) from Australian fresh waters: foundation studies. *Records of the Australian Museum, Supplement*, 10, 1–180. <http://dx.doi.org/10.3853/j.0812-7387.10.1988.94>
- Wrzesniewski, A.W. (1877) Ueber die Anatomie der Amphipoden. *Zeitschrift fur Wissenschaftliche Zoologie, Leipzig*, 28, 403–418.
- Yerman, M.N. & Krapp-Schickel, T. (2008) A new genus and two new species of *Saurodocus* (Crustacea: Amphipoda: Melitidae) from Lizard Island, Queensland, Australia. *Zootaxa*, 1820, 60–66.
- Zeidler, W. (1991) New genus and species of phreatic amphipod (Crustacea: Amphipoda) belonging in the "*Chiltonia*" generic group, from Dalhousie Springs, South Australia. *Transactions of the Royal Society of South Australia*, 115(4), 177–187.
- Zimmerman, R.J. & Barnard, J.L. (1977) A new genus of primitive marine hadziid (Amphipoda) from Bimini and Puerto Rico. *Proceedings of the Biological Society of Washington*, 89, 565–580.