

**DESCRIPTION OF A NEW CUBAN SPECIES OF THE GENUS EPILOBOCERA
(Crustacea: Decapoda: Brachyura: Pseudothelphusidae)**

Capolongo, Domenico
Colaborador, CITMA, Nápoles, Italia d.capolongo@libero.it

Abstract: A new Cuban species of the genus *Epilobocera* Stimpson is described from one adult female specimen.

Key words: *Epilobocera*, Decapoda, Brachyura, Cuban fauna.

In the last general revision of the Cuban species of the genus *Epilobocera* Stimpson (CAPOLONGO, 2002) only four species belonging to that area were recognized: *cubensis* Stimpson (1860), *gilmani* Smith (1870), *gertraudae* Pretzmann (1965) and *capolongoi* Pretzmann (2000). Recently, an unexpected finding by a Cuban herpetologist allows me to describe the fifth Cuban species of that genus.

Epilobocera diazbeltrani nova species

Description of the holotypus: Adult female. Entire specimen, with a big and deep scar, U-shaped, on the central-left region of the carapace, which is convex. Anterolateral margins of carapace with about 11-12 little-evident spines each side. Postorbital spines absent. Frontal median groove and epigastric lobes hardly perceptible. Cervical grooves present. Forehead devoid of crest but progressive rounded as it decrease toward to lower margin, which is smooth. Outward parts of the lower ocular margins hardly granulated; upper ocular margins smooth. Dactylopodite and propodite of the larger chela both with two stout "teeth" and some smaller in the initial part of the propodite. Carpopodites of the two chelae with five spines, the first larger. Meropodites of the chelae armed with some eleven spines, the external ones larger. Exopodites of the third maxilliped lesser than one-fourth of the adjacent ischium and slightly longer. Ventral colour of the body and limbs light; upper colours lightly honey on the limbs, brown on the carapace, but lighter on the lateral sides. Two lighter areolae coincide with the epigastric lobes. The upper and lower margins of the eyes, the antero-lateral margins of the carapace, the lower margin of the forehead and the internal surfaces of the ocular orbits all are white. The two chelae are vertically narrowed with an upper longitudinal corner edge, more evident in the basal portion. The limbs are weak and elongated, as in *E. gertraudae*. Carapace length: 34.7 mm; carapace width: 57.7 mm; ratio: 0.60.

Habitat: The unique specimen was collected – october/12/2005 – in the locality "La Ceiba", Municipio Tercer Frente, Santiago de Cuba province, 446 m altitude, by dr. Luis Díaz Beltrán. The finding site is calcareous, with no superficial waters.

The most similar species appears *E. gertraudae*, localized in the western caves of the Viñales zone, about 800 km from. As *E. gertraudae* the new species too presents cavernicolous characteristics. Some evident morphological difference in comparison with are:

- the numerous spines on the anterolateral margins of carapace;
- carpopodites of the chelae with more than one spine (five in the holotypus);
- anterolateral carapace margins, ocular margins and forehead lower margins white, as the surfaces of the ocular orbits;
- forehead lower margin centrally not curved;
- bigger dimensions of the carapace.

Derivatio nominis: I dedicate this new species to my good friend dr. Luis Díaz Beltrán, collector of this first specimen, who helped me several times in my Cuban investigations.

Reference

1- Capolongo, D. (2002): The crabs of the inland waters of Cuba: the known species and new data on the genus *Epilobocera* (Crustacea: Decapoda: Brachyura: Pseudothelphusidae) – Boll. Lab. Ent. agr. Filippo Silvestri 58 (2002): 31-47.

Figure I: Dorsal view of carapace and pereopods





Figure II: Ventral view of carapace and pereopods

Figure III: Frontal view

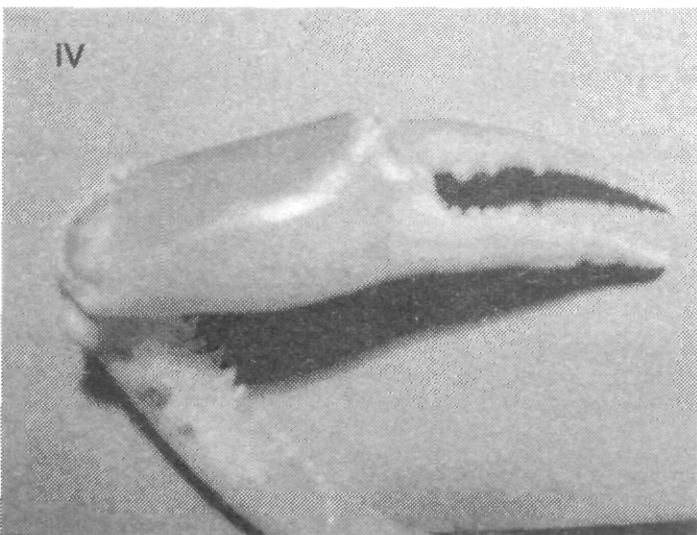
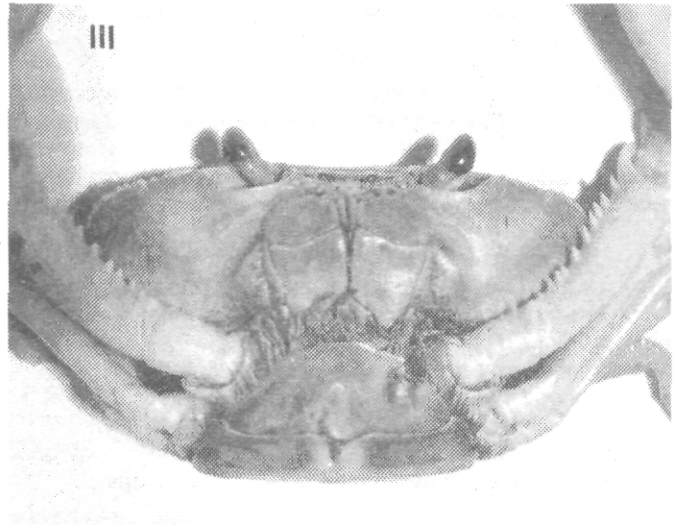


Figure IV: Larger chela