
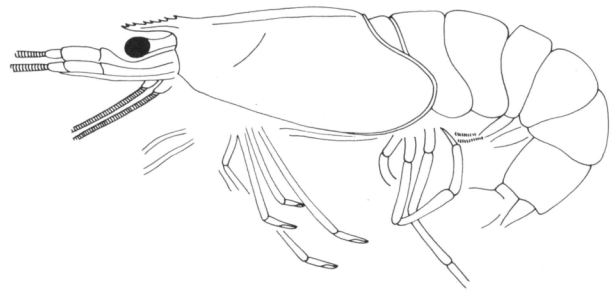
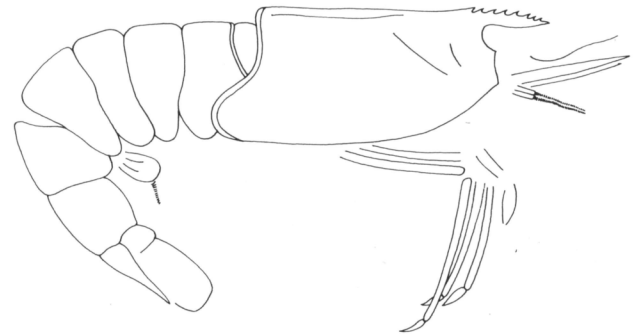




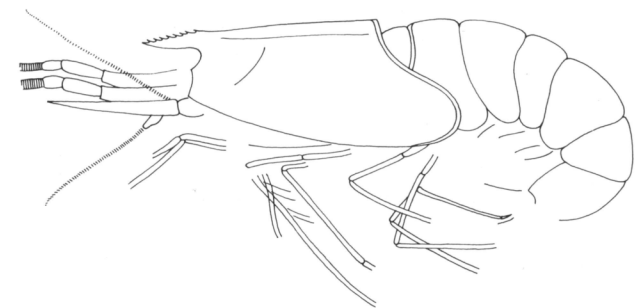
1



2



3



4

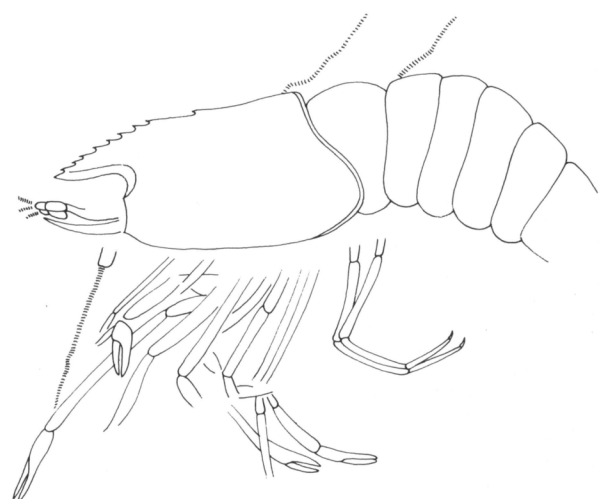
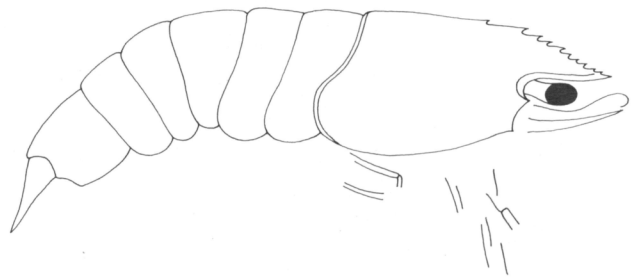



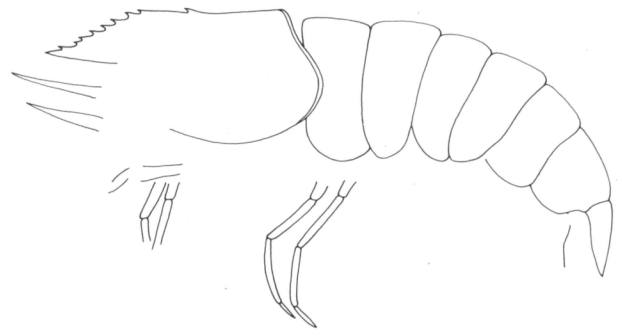
Plate II - 1) *Carinacaris teruzzii* n.gen. n.sp., holotype, n.cat. MSNM il2589, photo and reconstruction (x 1.4); 2) *Carinacaris teruzzii* n.gen. n.sp., n.cat. MSNM il2587, photo and reconstruction (x 2); 3) *Carinacaris teruzzii* n.gen. n.sp., n.cat. MSNM il2588, photo and reconstruction (x 1.5); 4) *Libanocaris rogeri* n.gen. n.sp., holotype, n.cat. MSNM il2555, photo and reconstruction (x 2.6).




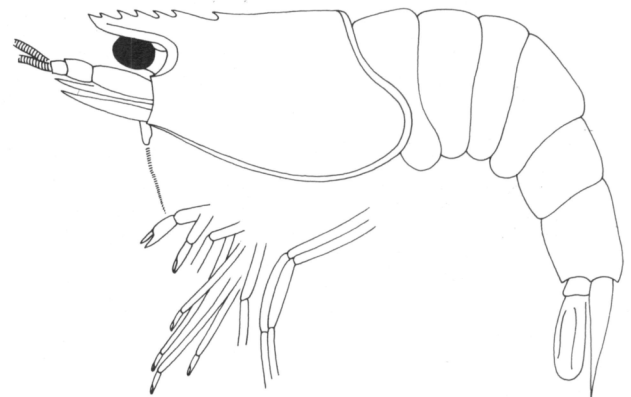
1



2



3



4


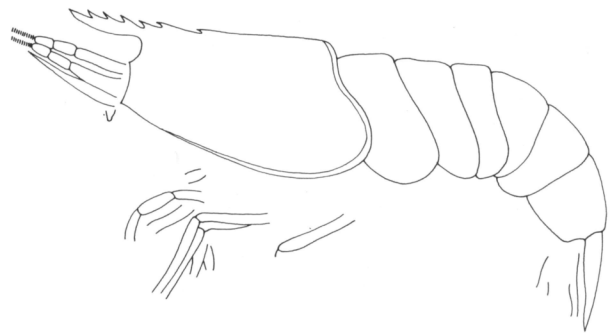



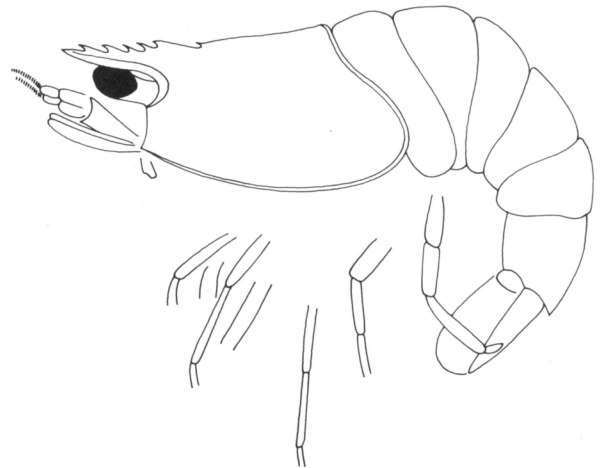
Plate III - 1) *Libanocaris rogeri* n.gen. n.sp., n.cat. MSNM il0396, photo and reconstruction (x 1.5); 2) *Libanocaris rogeri* n.gen. n.sp., n.cat. MSNM il2390, photo and reconstruction (x 1.8); 3) *Hakelocaris vavassorii* n.gen. n.sp., holotype, n.cat. MSNM il2248, photo and reconstruction (x 2.9); 4) *Hakelocaris vavassorii* n.gen. n.sp., n.cat. MSNM il2239, photo and reconstruction (x 2.2).



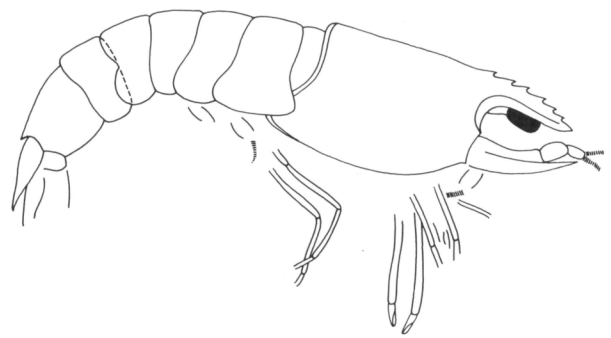
1



2



3



4

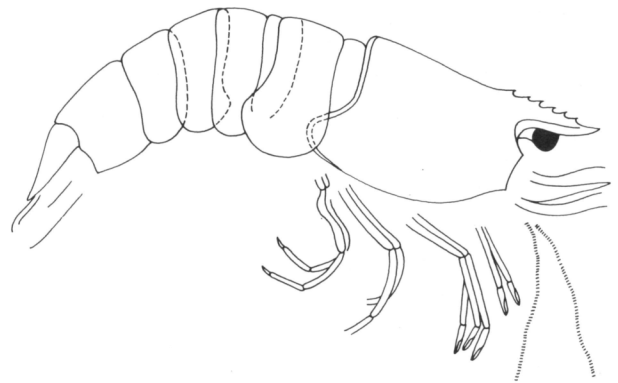


Plate IV - 1) *Hakelocaris vavassorii* n.gen. n.sp., n.cat. MSNM il2333, photo and reconstruction (x 2); 2) *Hakelocaris vavassorii* n.gen. n.sp., n.cat. MSNM il2531, photo and reconstruction (x 2.7); 3) *Microchela rostrata* n.gen. n.sp., holotype, n.cat. MSNM il2518, photo and reconstruction (x 1.2); 4) *Microchela rostrata* n.gen. n.sp., n.cat. MSNM il2340, photo and reconstruction (x 1.5).