

National Oceanic and Atmospheric Administration

ERRATA NOTICE

One or more conditions of the original document may affect the quality of the image, such as:

Discolored pages
Faded or light ink
Binding intrudes into the text

This has been a co-operative project between the NOAA Central Library and the Climate Database Modernization Program, National Climate Data Center (NCDC). To view the original document, please contact the NOAA Central Library in Silver Spring, MD at (301) 713-2607 x124 or www.reference@nodc.noaa.gov.

LASON
Imaging Contractor
12200 Kiln Court
Beltsville, MD 20704-1387
March 21, 2005

Date of publication: 4 October 1901

(For dates of publication, see Evermann, B.W. (1902) Summary of the scientific results of the Fish Commission expedition to Porto Rico. Bulletin of the United States Fish Commission 20 [for 1900](1): XI-XV.)

SCIENTIFIC INQUIRY.

U. S. Bureau of Commercial Fisheries:
Fishing Bulletin.

BULLETIN

Randall
SH
11
A25
V. 20
pt. 2

OF THE


UNITED STATES FISH COMMISSION.

VOL. XX,

FOR

1900.

SECOND PART.



GEORGE M. BOWERS, Commissioner.

WASHINGTON:
GOVERNMENT PRINTING OFFICE.
1902.

INVESTIGATIONS

OF THE

AQUATIC RESOURCES AND FISHERIES OF PORTO RICO

BY

THE UNITED STATES FISH COMMISSION STEAMER FISH HAWK

IN

1 8 9 9 .

TABLE OF CONTENTS.

FIRST PART.

	Page.
Preface, by the Commissioner	IX-X
Summary of the Scientific Results of the Fish Commission Expedition to Porto Rico, by Barton Warren Evermann	XI-XV
General Report on the Investigations, by Barton Warren Evermann	1-26
The Fisheries and Fish Trade of Porto Rico, by William A. Wilcox	27-48
The Fishes of Porto Rico, by Barton Warren Evermann and Millard Caleb Marsh	49-350
The Mollusca of Porto Rico, by William Healey Dall and Charles Torrey Simpson	351-524

SECOND PART.

The Brachyura and Macrura of Porto Rico, by Mary J. Rathbun	1-127
The Anomuran Collections, by James E. Benedict	129-148
The Stomatopoda of Porto Rico, by Robert Payne Bigelow	149-160
The Porto Rican Isopoda, by H. F. Moore	161-176
The Cirripedia collected near Porto Rico, by Maurice A. Bigelow	177-180
The Polychaetous Annelids of Porto Rico, by A. L. Treadwell	181-210
Description of two new Leeches from Porto Rico, by J. Percy Moore	211-222
The Nemerteans of Porto Rico, by Wesley R. Coe	223-229
The Echinoderms of Porto Rico, by Hubert Lyman Clark	231-263
The Alcyonaria of Porto Rico, by Charles W. Hargitt and Charles G. Rogers	265-287
The Stony Corals of the Porto Rican Waters, by T. Wayland Vaughan	289-320
The Actinians of Porto Rico, by J. E. Duerden	321-374
The Sponges collected in Porto Rico in 1899, by H. V. Wilson	375-411
The Foraminifera of Porto Rico, by James M. Flint	413-416

LIST OF ILLUSTRATIONS IN SECOND PART.

Brachyura and Macrura of Porto Rico:	Page.	Alcyonaria of Porto Rico—Continued.	Page.
Plate 1. <i>Ucides cordatus</i> , female, natural size.		Plate III. <i>Eunica rousseauil</i> , <i>Gorgonia acerosa</i> ,	
<i>Goniopsis cruentata</i> , male, natural size	3	<i>G. flabellum</i> , <i>G. bipinnata</i>	298
2. <i>Parapeneus americanus</i> , female, natural size.		IV. <i>Plexaura crassa</i> , <i>P. flexuosa</i>	288
<i>Calappa flammea</i> , male, natural size	84	Stony corals of the Porto Rican waters:	
Anomuran collections:		Plate I. <i>Paracyathus</i> , <i>Deltocyathus</i> , <i>Axhelia</i> ,	
Plate 3. <i>Petrolisthes marginata</i> , <i>P. tridentatus</i> ,		<i>Oculina</i> , <i>Astrangia</i> , "Diaseris".....	320
<i>P. amoenus</i> , <i>P. quadratus</i> , <i>Pisosoma glabra</i> ,		II. <i>Cyathoceras</i> , <i>Astrangia</i> , <i>Cladocora</i> ,	
<i>P. angustifrons</i> , <i>P. serrata</i> , <i>Megalobrachium poeyi</i> ,		<i>Porites</i>	320
<i>Pachycheles rugimanus</i> , <i>Porcellana sayana</i> , <i>P. pillosa</i> ,	148	III. <i>Meandrina meandrites</i>	320
<i>Euceramus prelongus</i>		IV. <i>Meandrina meandrites</i> , <i>Manicina areolata</i>	320
4. <i>Paguristes tenuirostris</i> , <i>P. sayi</i> , <i>P. moorei</i> ,		V. <i>Meandrina danie</i>	320
<i>P. puncticeps</i> , <i>P. depressus</i> , <i>P. spinipes</i> ,		VI. <i>Orbicella acropora</i>	320
<i>P. rectifrons</i> , <i>P. lymani</i> , <i>P. triangulatus</i>	148	VII. <i>Orbicella acropora</i>	320
5. <i>Paguristes grayi</i> , <i>P. puncticeps</i> , <i>Calchnus sulcatus</i> ,		VIII. <i>Favia fragum</i>	320
<i>Munida evermanni</i>	148	IX. <i>Platygyra viridis</i>	320
6. <i>Chibanarius antillensis</i> , <i>C. tricolor</i>	148	X. <i>Platygyra viridis</i>	320
Report on Porto Rican Isopoda:		XI. <i>Platygyra viridis</i>	320
7. <i>Apsuedes espinosus</i> , <i>Leptocheilia incerta</i> .	176	XII. <i>Platygyra viridis</i>	320
8. <i>Cirolana mayana</i> , <i>C. parva</i> , <i>C. obtruncata</i> ,		XIII. <i>Platygyra viridis</i>	320
<i>Branchuropus littoralis</i>	176	XIV. <i>Siderastrea siderea</i>	320
9. <i>Branchuropus littoralis</i> , <i>Corallana tricornis</i> ,		XV. <i>Siderastrea radlans</i>	320
<i>Alcirona hirsuta</i> , <i>Nalcora rapax</i>	176	XVI. <i>Siderastrea siderea</i> , <i>S. radlans</i>	320
10. <i>Aega ecarinata</i> , <i>Rocinela signata</i> , <i>Anilocra laticauda</i> ,		XVII. <i>Agaricia elephantotus</i> , <i>Axhelia asperula</i>	320
<i>Cilicea cordata</i> , <i>Dynamene perforata</i>	176	XVIII. <i>Agaricia</i> sp.....	320
11. <i>Cleantis planicauda</i> , <i>Ligia gracilis</i> , <i>Philocsia culebrae</i>	176	XIX. <i>Agaricia</i> sp.....	320
Descriptions of two new leeches from Porto Rico:		XX. <i>Agaricia cailleti</i>	320
Plate 12. <i>Hirudinaria blanchardi</i>	222	XXI. <i>Isopora muricata</i>	320
13. <i>Diplobdella antillarum</i>	222	XXII. <i>Isopora muricata</i>	320
Echinoderms of Porto Rico:		XXIII. <i>Isopora muricata</i> forma prolifera.....	320
Plate 14. <i>Ophiactis longibrachia</i> , <i>Amphfura bihamula</i>		XXIV. <i>Isopora muricata</i> forma prolifera.....	320
<i>Ophionereis olivacea</i> , <i>Ophioscolex serratus</i>	264	XXV. <i>Isopora muricata</i> forma prolifera.....	320
15. <i>Ophiactis glabra</i> , <i>Ophiacantha ophiactoides</i> ,		XXVI. <i>Isopora muricata</i> forma palmata.....	320
<i>Ophioplinthaca spinissima</i>	264	XXVII. <i>Isopora muricata</i> forma palmata.....	320
16. <i>Echinocucumis asperima</i>	264	XXVIII. <i>Porites porites</i>	320
17. <i>Holothuria densipedes</i>	264	XXIX. <i>Porites porites</i> forma clavaria.....	320
Alcyonaria of Porto Rico:		XXX. <i>Porites porites</i> forma furcata.....	320
Plate I. <i>Chrysogorgia desbonni</i> , <i>Acanthogorgia aspera</i>	288	XXXI. <i>Porites porites</i> forma furcata, <i>Porites porites</i> forma clavaria.....	320
II. <i>Eunica crassa</i> , <i>E. lugubris</i>	288	XXXII. <i>Porites astreoides</i>	320
		XXXIII. <i>Porites astreoides</i>	320
		XXXIV. <i>Porites astreoides</i>	320
		XXXV. <i>Millepora alcornis</i>	320
		XXXVI. <i>Millepora alcornis</i>	320
		XXXVII. <i>Millepora alcornis</i>	320
		XXXVIII. <i>Millepora alcornis</i>	320

Actinians of Porto Rico:	Page.	Actinians of Porto Rico—Continued.	Page.
Plate A. (1) Diagrammatic representation of a stage in the development of a Hexactinian polyp. (2) Diagrammatic representation of mesenteries in a brachygnemic Zoanthid. (3) Diagrammatic arrangement of mesenteries in Cerianthus. (4) Diagrammatic arrangement of mesenteries in a polyp of the coral Porites	324	Plate III. Bunodosoma spherulata, Aiptasia annulata, Calliactis tricolor, Phymanthus crucifer	374
I. Stoichactis helianthus	374	IV. Zoanthus pulchellus, Z. sociatus	374
II. Zoanthus pulchellus, Z. sociatus, Isaurus duchassaingii, Protopalpythoa variabilis, Palythoa caribæa, Asteractis expansa, Bunodosoma granulifera ..	374	V. Zoanthus sociatus	374
		VI. Isaurus duchassaingii	374
		VII. Isaurus duchassaingii, Protopalpythoa variabilis	374
		VIII. Palythoa caribæa, Asteractis expansa ..	374
		IX. Asteractis expansa, Bunodosoma granulifera	374
		X. Bunodosoma granulifera, B. spherulata ..	374
		XI. Bunodosoma spherulata, Aiptasia annulata	374
		XII. Aiptasia annulata, Calliactis tricolor ..	374

TEXT CUTS.

Chasmocarcinus cylindricus	10	Nereis arroyensis	193
Specocarcinus carolinensis	11	Amphinome microcarunculata	195
Pinnixa minuta, male	21	Eunice auriculata	197
Dissodactylus encopei, male	22	Eunice culebra	197
Hexapanopeus quinquedentatus, female	31	Lumbriconereis parva-pedata	198
Pilumnus nudimanus, female	40	Lumbriconereis floridana	198
Pilumnus marshi, male	41	Lumbriconereis maculata	199
Thoe aspera, male	64	Lumbriconereis bilabiata	199
Teleophrys ornatus, female	65	Lysidice sulcata	200
Leiolambrus nitidus, male	80	Glycera abranchiata	200
Heterocrypta lapidea, female	83	Goniada oculata	201
Clythrocerus perpuillus, female	90	Ariclia cirrata	202
Callianassa marginata	92	Ariclidea alata	202
Callianassa minima	93	Anthostoma latacapitata	203
Axius defensus, female	95	Cirratulus nigromaculata	204
Axius inæqualis	97	Cirratulus elongatus	204
Homoriscus portoricensis, female	99	Phyllochetopterus claperedii	204
Alpheus armatus, female	108	Thelepus crassibranchiatus	206
Joussseaumea trigona, female	111	Dasybranchus rectus	207
Automate evermanni	112	Stylaroides glabra	208
Hippolysmata moorei	115	Dasychone ponce	209
Pandalus longicauda	117	Eupomatus parvus	210
Pontonia grayi	122	Hermella varians	210
Coralliocaris atlantica	122	Telesto riisei	218
Pagurus marshi	140	Spongodes portoricensis	279
Gonodactylus œrstedii	152, 153	Solanderia nodulifera	280
Pseudosquilla cillata	153, 155	Primnoa pourtalesii	281
Lysiosquilla plumata	157	Paramuricea hirta	282
Lysiosquilla malaguensis	158, 159	Muricea flexuosa	283
Syllis complanata	183	Eunice laxispina	284
Castalia longicirrata	185	Plexaura homomalla	285
Castalia mutilata	185	Leptogorgia virgulata	286
Polynoe branchiata	186	Anatriane, Chlaster, Chela, Desma	379
Polynoe nodosa	187	Dichotriane, Orthotriane	379
Sthenelais grubei	188	Orthotriane, Oxca, Raphide	380
Panthalis oculus	189	Oxyhexaster, Pentact, Protriane, Oxyaster	380
Eulepis splendida	190	Sanidaster, Sigma, Sigmaspire, Sphaerohexaster, Spherule, Toxa	381
Eulepis fimbriata	190	Trichodragmata, Spiraster	381
Phyllococe magna-oculata	191	Tornote, Strongyle, Style, Tylostylus, Tylole	381
Eulalia quinquelineata	192		

THE ANOMURAN COLLECTIONS MADE BY THE FISH HAWK
EXPEDITION TO PORTO RICO.

BY

JAMES E. BENEDICT,

Assistant Curator of Marine Invertebrates, U. S. National Museum.

THE ANOMURAN COLLECTIONS MADE BY THE FISH HAWK EXPEDITION TO PORTO RICO.

By JAMES E. BENEDICT,

Assistant Curator of Marine Invertebrates, U. S. National Museum.

In classification the Anomuran crabs occupy a shadowy place between the Brachyura and the Macrura. In some systematic works in recent years the Anomura have been divided between these subdivisions under the names *Brachyura anomalia* and *Macrura anomalia*. This does not, however, change the group from its intermediate position, nor, indeed, do more than indicate the value of its characters in the mind of an author.

The Anomura are found in all seas, though the distribution is by no means even, by far the larger number being found in the tropical and subtropical belts. The family *Lithodidae* is most numerously represented in the North Pacific Ocean. The hermit crabs are the best-known members of the Anomuran group; common in all latitudes, usually from the shore line to considerable depths, they present the variations of form that a world-wide distribution naturally gives. The soft and unprotected abdomen compels them to find something with which to cover it, and we find them in shells and sponges or overgrown with polyzoa or anemones. The great majority live in the dead shells of mollusks, changing from one shell to another as they grow or when for any reason they have occasion to seek another house.

The necessity of changing shells as the crab grows is done away with in a curious manner in the case of some species. A hydroid envelops the shell and grows with the crab, or a sea anemone plants itself on the shell and covers it on all sides except the mouth, growing in the form which will furnish the best protection. In return for this kindly act the crab furnishes motive power for an otherwise stationary animal. One thing leads to another, and we often find the sea anemone and crab in close contact; the shell having, as it were, fitted the anemone to the crab, had lost its usefulness and been dissolved by one or the other of its captors. In the North Pacific the *Albatross* dredged many hermits living in sponges, the size of the sponge being disproportionately great to that of the crab. Here also the original home of the crab was in a shell, the shell in time being overgrown with a sponge.

When the hermits move about they protrude their chelipeds or hands and the first two pairs of ambulatory feet; the posterior two pairs are very much reduced in size; their function as ambulatory feet is a thing of the past. In the Anomura the fifth pair are always more or less modified; in some the fourth pair are equally so, as in the hermits. The Dromias have the fourth and fifth pairs reduced in size and furnished with a small hook-like nail. By means of these modifications they are able to hold sponges or shells over their backs. In the *Porcellanidae* the fifth pair are small and elevated so that they rest on the carapace. In the *Lithodidae*,

or Anomuran spider crabs, the fifth pair are very small and are folded under the carapace, so that this family presents to the eye but four pairs of legs, a character which easily distinguishes it from any other family of Decapods.

The Anomuran collection made by the Fish Commission expedition to Porto Rico in the winter of 1898-99, on the steamer *Fish Hawk*, contains 9 species believed to be new, a total of 53 species being described. The most interesting feature of the collection is the number of new species of hermit crabs of the genus *Paguristes* and that group of the genus to which *Paguristes depressus* belongs. Stimpson described this species in 1859, from specimens dredged by Dr. Gill at St. Thomas. A. Milne-Edwards and Bouvier described 6 species from the *Blake* dredgings, and here 5 additional species are now presented as new. Most of them live in shells with rather narrow openings and show the modifications described by Stimpson, which result from narrow quarters. It is true of these species, as well as of *P. depressus*, that they have "all of the generic peculiarities of *Paguristes*."

In this report it was thought best not to confine the descriptions to the species actually taken by the expedition, but to add descriptions of the more common species which are not in this or other Porto Rican collections, yet are likely to occur there.

Figures of many species of Anomura of the West Indian region are inaccessible or altogether lacking. While this lack has not been supplied, a beginning has been made, 26 species being here figured.

All of the figures were drawn by Miss Annie A. McKnew, except figs. 2 and 3, plate 5.

Genus DROMIA.

Dromia erythropus (G. Edwards).

Cancer marinus chelis rubris Catesby, Nat. Hist. Carolina, Florida, and the Bahama Islands, II, 37, pl. xxxvii, 1743.

Cancer erythropus Edwards, Catalogue of Animals in Catesby's Natural Hist. of Carolina, with the Linnæan names, 1771. (Teste M. J. Rathbun.)

Dromia lator H. M. Edwards, Hist. Nat. des Crust., II, 174, 1837.

Dromia erythropus M. J. Rathbun, Annals of the Institute of Jamaica, vol. I, No. 1, p. 39, 1897.

The front is tridentate, the inner angles of the orbits forming two and the rostral point the third, which is about as far below the line of the orbital angles as they are separated from each other. There are five teeth on the antero-lateral margin, including the one at the outer angle of the eye. The carapace is very convex in all directions, much broader than long; it is covered with a coat of short bristles, which altogether conceal the substance of the shell. The chelipeds are similarly covered, only the tips of the fingers being exposed. The chelipeds and the first and second pairs of ambulatory feet are stout and strong, folding in close to the body; the fourth pair are the shortest; the fifth pair rest on the posterior portion of the carapace. Both the fourth and fifth are much flattened and are subchelate.

This crab is found in shallow water throughout the West Indian region. The carapace of one at hand measures 67 mm. in length and 84 in breadth.

Genus DROMIDIA.

Dromidia antillensis Stimpson.

Dromidia antillensis Stimpson, Ann. Lye. Nat. Hist. N. Y., VII, p. 71, March, 1859.

The front of this species is very much as in *Dromia erythropus*. The carapace is longer than wide; teeth of the antero-lateral margin are little more than enlarged granules, with the exception of the one behind the cervical suture. The outer angle of the eye is produced, but is not tooth-like. The fourth and fifth pairs of feet are subchelate. Carapace and feet are covered with a dense coat of short bristles, only the tips of the fingers showing. This crab carries over its carapace a growing sponge, with a cavity beneath into which the carapace fits. Under these conditions sponges are sometimes seen to move about, to the astonishment of those unacquainted with this bit of natural history.

Porto Rico. Collected by Mr. G. M. Gray. Mayaguez, station 6093.

Genus HYPOCONCHA.

Hypoconcha sabulosa (Herbst).

Cancer sabulosa Herbst, II, p. 57, pl. 48, figs. 2 and 3, 1799.

Hypoconcha sabulosa Guérin, Rev. et Mag. Zool. (2), vi, p. 333, pl. 5, 1854. Stimpson, Proc. Acad. Nat. Sci. Phila. 1858, p. 226; also Ann. Lye. Nat. Hist. N. Y., vii, p. 72, March, 1859.

This and the following species are very much alike and have similar habits. The front and lateral margins are expanded, covering the eyes and all parts of the head except the flagella of the antennæ; the middle surface is very thin and membranous. There is but little hair on the surface of the specimens examined; the margin is heavily fringed with bristles and armed with a number of white spines. In outline this species is a little flattened in front and there is a large notch on the median line; there are no notches over the antennæ; the sides are a little flattened, but are not concave as in Herbst's figure. The fourth and fifth pairs of feet are prehensile without being subchelate as in *Dromia*. The shape of this crab has, like that of the hermit crabs, been modified to suit its dwelling or protective covering, for it holds over its carapace the valve of some lamellibranch, holding on by some of its posterior feet and perhaps, as Dr. Stimpson suggested, by the angular abdomen inserted under the hinge.

Herbst's specimens were from Africa, while the other writers have all had them from the West Indian region, and it is not unlikely that the African species may prove to be the true *sabulosa* and that the species in hand may differ more from that than from *H. arcuata*.

Length of an individual, 11.5 mm.

Hypoconcha arcuata Stimpson.

Hypoconcha arcuata Stimpson, Ann. Lye. Nat. Hist. N. Y., vii, p. 72, March, 1859.

In comparison with *H. sabulosa* this species is more evenly rounded in front and on the sides; there is a deep fissure on the middle of the front rather than a notch; there are slight notches above the antennæ; the white spines that arm the border are smaller and more numerous.

Length, 11.5 mm.; width, 11.8 mm.

Genus PETROLISTHES.

Petrolisthes sexspinosus (Gibbes).

Porcellana sexspinosus Gibbes, Proc. Amer. Assoc. for Adv. of Science, III, 1850, p. 190.

Petrolisthes sexspinosus Stimpson, Proc. Acad. Nat. Sci. Phila. 1858, p. 227. Kingsley, Proc. Acad. Nat. Sci. Phila. 1879, p. 405.

The front is produced, triangular. The carapace is crossed by numerous rugose and ciliated lines; similar lines cross the chelipeds diagonally. Four large triangular, spine-pointed teeth arm the inner margin of the carpus.

Many specimens of this species were taken at Ensenada Honda, Culebra; some agree well with specimens from Florida, others have a row of four or five spines on the movable finger of the hand. At first the spiny-fingered variety seemed to be specifically distinct, as the color was different; afterwards the spines were found on specimens of all varieties of color. The larger and more numerous specimens are purple and white, the ridges taking the color while the intermediate spaces are occupied by the cilia, which under a lens become white plumes. In another variety the purple is changed to red; and in these there is likely to be a double cross on the carapace, caused by a line or light streak running from the rostrum to the posterior margin, and two transverse lines, one between the eyes and one near the center; specimens with this color are more likely to have the spiny fingers than the larger purple and white ones.

Common throughout the West Indies and southern coast of the United States; Porto Rico, at San Juan, Boqueron, Ensenada Honda (Culebra), Mayaguez Harbor, Caballo Blanco Reef, and other localities; stations 6075 and 6065. Length, 7.5 mm.; width, 6.5 mm.

Petrolisthes armatus (Gibbes).

Porcellana armata Gibbes, Proc. Amer. Assoc. for Advancement of Science, III, 1850, p. 190.

Porcellana gundlachi Guérin, in *La Sagra's Hist. of Cuba*, VIII (Atlas), 1855, Articulata, pl. II, fig. 6.

Petrolisthes armatus Stimpson, Proc. Acad. Nat. Sci. Phila. 1858, p. 227. Kingsley, Proc. Acad. Nat. Sci. Phila. 1879, p. 406.

The front is obtuse and but little produced. The carapace is crossed by numerous broken lines of minute ridges. The chelipeds are long; the carpus has three equidistant teeth on inner margin and four or five curved teeth on outer margin. The hand has a line of spinules on the lower margin; in some specimens the spinules are wanting; surface of hand roughened by short lines of granules.

San Juan and Boqueron Bay. Length, 9.5 mm.; width, 9 mm.

***Petrolisthes tridentatus* Stimpson. Plate 3, fig. 2.**

Petrolisthes tridentatus Stimpson, Annals Lyc. Nat. Hist. New York, VII (March, 1859), p. 75, pl. 1, fig. 4.

The rostral lobe of the front is broad and triangular, the lateral lobes or teeth are well separated from the median lobe and markedly divergent. The chelipeds are large, glabrous to the eye, minutely rugose under a lens. There are no teeth or spines anywhere, with the exception of a rounded tooth on the inner distal angle of the merus and a small sharp, curved spine on distal angle of carpus. The inner margin of carpus is thin and slightly produced; outer margin marked with enlarged rugae.

P. tridentatus has been taken at St. Thomas, Barbadoes (types), and Trinidad.

***Petrolisthes marginatus* Stimpson. Plate 3, fig. 1.**

Petrolisthes marginatus Stimpson, Annals of the Lyceum of Nat. Hist. of New York, VII (1859), p. 74.

The outline of the front from the median lobe to the angle of the orbit is straight; the median lobe is rounded and deflexed. The carapace is pubescent. The chelipeds are not so slender as in *P. armatus*; there are four sharp teeth on the inner margin of the carpus; in the center is a row of small round tubercles; a row of more flattened tubercles arm the outer margin. A ridge runs from the gape of the fingers to the anterior angle of the carpus; the lower margin of the hand is armed with spinules. The color of the specimen when it first reached the Museum was pink. Stimpson gives the color as "a deep purplish crimson." The ambulatory feet were lost from the single specimen. Taken at Ponce.

***Petrolisthes quadratus*, new species. Plate 3, fig. 4.**

The front is thin, produced to an angle in the middle. A deep depression reaches the apex from between the protuberances of the gastric region; the orbits are raised and a depression extends to the inner angle of the orbit from a point at the side of the gastric protuberances. There is a small protuberance on the gastric region behind the eye. There is only a slight emargination of the carapace where the cervical groove meets the side. The sides of the carapace are parallel; near the margin there are rugose lines, becoming coarser on the shoulder. The meral segments of the ambulatory feet are rugose; there are no spines anywhere except under the dactyl. The right cheliped is wanting; the left is large and strongly granulated. There are two slight longitudinal depressions and three resulting ridges on the carpus; the marginal granules are a little enlarged. There is a sulcus on the movable finger and a slight one near the crest of the palm. The fingers are pubescent on the inner surface near the prehensile edges. There are no spines or teeth on the chelipeds.

Reefs at Ponce. One specimen. Length of carapace, 5 m.; width, 5.5 mm.

***Petrolisthes nodosus* Streets.**

Petrolisthes nodosus Streets, Proc. Acad. Nat. Sci. Phila., xxiv, p. 133, 1872.

The following is from the original description: "The carapace is broadly ovate, about as broad as long. The anterior portion is nodulated; the nodules are arranged in a semicircular manner transversely across the dorsum from one hepatic region to the other. The posterior portion of the carapace is distinctly imbricated. The front is prominent and deeply tridentate; the middle tooth is the largest and triangular in shape and very slightly more prominent than the lateral ones. The carpus is shorter than the hand. The anterior margin is armed with four large, serrated, and imbricated teeth; the two middle ones are the largest and are united at their bases; the external tooth is smallest."

***Petrolisthes jugosus* Streets.**

Petrolisthes jugosus Streets, Proc. Acad. Nat. Sci. Phila. 1872, p. 134. Kingsley, Proc. Acad. Nat. Sci. Phila. 1879, p. 405.

The carapace is about as broad as long; the front is evenly convex from orbit to orbit when seen from above; in front it shows a V-shaped depression on the median line. The cervical groove is strongly marked; there is a paired tubercle on the side of the gastric region formed in part by a depression between this point and the raised margin of the orbit. The chelipeds are rather short for the genus; the carpus has a U-shaped sulcus on its upper surface; the opening of the U is on the proximal end; the ridge within the U and the ridges on each side are crossed diagonally by numerous raised lines; the anterior margin is armed with four teeth graded in size, the largest being on the proximal end. The hand is roughened with rather coarse granules; the lower margin is carinate.

The collection contains several specimens which I refer to this species; they are specifically identical with Mr. Kingsley's specimen from Key West, with which they have been compared. The Museum collection contains a number from St. Thomas. The Porto Rico expedition obtained several specimens at Caballo Blanco Reef and at Ponce.

Petrolisthes ? amœnus (Guérin). Plate 3, fig. 3.

Porcellana amœna Guérin, in La Sagra's History of Cuba, VIII, Atlas, pl. II, fig. 2, "1855."

The front is in the form of an obtuse angle; it has a deep depression from the apex along the median line to a line which curves from the slight protuberances of the gastric region to the shoulder where the cervical suture begins; the sides of the front are denticulated; there is a spine on the orbit and one at the shoulder. The carapace is without rugæ; a lens discloses a slight pubescence over the entire surface but becoming a little more marked near the front; it is longer than broad, measuring from the apex of the rostral projection; the areolations are very indistinct. The left cheliped is wanting, the right is smooth to the eye; the hand is granulose under a lens, the carpus is minutely rugose. The carpus is armed with four teeth on the inner margin very much like those of *P. sexspinosus*; it also has a row of four or five much smaller ones on the outer margin. The hand is marked by a row of spines on the lower margin of the palm, by a carina on its crest, and by a sulcus which runs the length of the finger. The dactyls of the ambulatory feet are spiny below and the merus has a line of four or five spines above. This species is readily distinguished from *P. sexspinosus* by the lack of coarse rugæ on the carapace and chelipeds.

A single specimen from the reefs at Ponce, Porto Rico. Its identification with La Sagra's specimens from Cuba is by no means complete, but the general characters are there. Guérin's figure would indicate that *P. amœnus* was much like *P. sexspinosus* in color.

Genus PISOSOMA.***Pisosoma glabra* Kingsley.** Plate 3, fig. 5.

Pisosoma glabra Kingsley, Proc. Acad. Nat. Sci. Phila., p. 406, pl. XIV, fig. 2, 1879.

The front is broad, slightly emarginate; the middle is a little in advance of the inner angles of the orbits. In general, the surface of the carapace is smooth, though slightly rugose near the posterior angles. The chelipeds are short and stout, subequal. When the hand is drawn back under the thin inner edge of the carpus, a large tooth-like projection nearly reaches the line of the inner base of the dactyl and the carpus. The margin is further divided up by three other toothlike lobes; a line drawn from the ends of the lobes at the extremes of the margin shows the middle lobes in advance; the outer margin is armed with a line of sharp granules; parallel to this is another line of like granules, but smaller in size and shorter in length of line. The hand is more triangular than in *P. angustifrons* or *P. serrata*.

There was but one specimen in the Porto Rico collection. This agrees well with the type from which the figure was made. The exact locality is not given on the label.

***Pisosoma angustifrons*, new species.** Plate 3, fig. 6.

This species is much like *P. greeleyi* Rathbun.¹ It differs in having a rougher carapace; the sides are less arcuate. The right cheliped is stout and larger than the left. The carpus has numerous large and well separated granules evenly distributed on its upper surface; the granules on the carpus of *P. greeleyi* are crowded on the outer margin. The inner margins of the carpus in *P. angustifrons* is armed with four blunt teeth, one of which has a double point, otherwise the teeth are even in size and similar in shape. *P. greeleyi* has but three granulated teeth, uneven in size. The hand of the latter is granulated; the granules are not arranged in rows; in *P. angustifrons* there are two prominent rows of granules on the palm.

One specimen from Trinidad in the *Albatross* collection.

***Pisosoma serrata*, new species.** Plate 3, fig. 7.

The front is a little advanced in the middle, otherwise it is rectangular in appearance. The orbits are deeper than in *P. angustifrons*. The carapace is convex in both directions and is rugose near the lateral and posterior margins. The branchial and other depressions are slight. The chelipeds are stout and unequal. The thin inner margin of the carpus is incised; three notches divide it into teeth, which are again divided into two or more points; the surface near the margin is set with large, rounded

¹ Proc. Wash. Acad. Sci., II, p. 147, pl. VIII, fig. 4, 1900.

granules, while the surface near the opposite margin is set with ridges and compressed granules, which appear like little disks on edge. The granules of the middle of the carpus are very much depressed. The surface of the palm is thickly set with coarse granules; near the crest the granules are smaller. The elevated portion of the crest is longer than in *P. glabra* and about the same as in *P. angustifrons*.

On corals at Mayaguez.

This species, like all others of the genus that I have seen, is small, the larger specimens not measuring more than 5 mm. in width.

Genus **PACHYCHELES**.

Pachycheles rugimanus A. Milne-Edwards. Plate 3, fig. 9.

Pachycheles rugimanus A. Milne-Edwards, Bull. Mus. Comp. Zool., VIII, p. 36, 1880-81.

The outline of the frontal margin as seen from above is nearly straight; from in front the margin dips down in a V at the median line. The orbits are raised, forming a depression behind the margin. The chelipeds are subequal; the inner margins of the carpal segments are armed with four teeth, graded in size, the proximal being the largest; the upper surfaces have four longitudinal ridges, with deep channels between; the channels are interrupted at the bottom by septæ, which form a row of oblong pits between the ridges. The hands have the same general character, except that there is less regularity in the arrangement. The dactyls of the ambulatory feet are short and are armed beneath with three or more small spines, too small to warrant the term multiungulate.

Dredged by the *Blake*.

Pachycheles ackleianus A. Milne-Edwards.

Pachycheles ackleianus A. Milne-Edwards, Bull. Mus. Comp. Zool., VIII, p. 36, 1880-81.

The front is nearly vertical and straight as seen from above; from before the median projection it is short and triangular. The carapace is longer than wide, with nearly parallel sides; a prominent suture crosses it from side to side, running behind the hepatic and gastric regions. The chelipeds are very unequal in size; the left is much the larger in one specimen, while the reverse is true in two others. The carpal segment of each is armed with three stout teeth on the inner margin. The surfaces are dotted with large flattened granules, without any regular arrangement; the granules on the hand are similar, except on the lower margin, where they are regularly elongated and are arranged in rows; a bunch of granules near the gape of the fingers forms a prominent tubercle. The dactyls are short, wide, and multiungulate, as in *Polyonyx* Stimpson, and like the type species of that genus it is commensal in its habits, having been found by Mr. J. E. Duerden "in massive black sponges." In appearance and in the character of the antennæ it is a *Pachycheles*.

U. S. Fish Commission steamer *Albatross*, station 2413.

Genus **MEGALOBRACHIUM**.

Megalobrachium poeyi (Guérin). Plate 3, fig. 8.

Porcellana poeyi Guérin, La Sagra's Hist. of Cuba, VIII (Atlas), Articulata, pl. II, fig. 4, "1855."

Megalobrachium granuliferum Stimpson, Proc. Acad. Nat. Sci. Phila., x, p. 228, 1858; also Annals Lyc. Nat. Hist. New York, VII, p. 76 (March, 1859).

The three lobes of the front extend but little beyond the eyes; the middle lobe is rounded, not noticeably larger and but a trifle in advance of the lateral lobes, which are more angular. The eyes are small. The carapace is rounded; there is a paired depression behind the eye on the gastric region. The areolations are distinct; the surface is pubescent, often covered with sordes; along the front, between and a little behind the eyes, and along the antero-lateral region the surface is sharply granular; a part of the border is marked by a row of granules. The chelipeds are characterized by depressions—two on the carpus and three on the palm. The entire surface is more or less hairy and is coarsely granulated. The hair on the lower portion of the palm and on the fingers is long and coarse and is often covered with dark slime.

Taken among the Bahama Islands at St. Thomas, the Barbados, and at Savanilla.

Genus PORCELLANA.

Porcellana sayana Leach. Plate 3, fig. 10.

Pisidia sayana Leach, Dict. Sci. Nat., XVIII, p. 54, 1820.

Porcellana occellata Gibbes, Proc. Amer. Assoc. Adv. Sci., III, p. 190, 1850.

Porcellana sagrai Guérin, in La Sagra's Hist. of Cuba, VIII, pl. II, f. 5.

Porcellana sayana Kingsley, Proc. Acad. Nat. Sci. Phila., p. 407, 1879.

The front is triangular and emarginate on the sides; it is well separated from the lateral teeth at the angles of the orbits by wide and moderately deep incisions. The carapace is longer than wide. There is a shoulder where the cervical groove meets the side. The surface is minutely rugose. The chelipeds are short, curved, and bent; inner distal angle of merus and proximal inner angle of carpus produced, forming lobes. There is a fringe of long hair on the outer margin of the hands.

This species can readily be distinguished from any other porcellanid of the region by the numerous white spots on a red ground, both on the carapace and feet. A favorite place for this crab is in the spire of a large univalve containing a hermit crab.

Boqueron Bay, Arroyo, station 6086, 14½ fathoms.

Porcellana stimpsoni A. Milne-Edwards.

Porcellana stimpsoni A. Milne-Edwards, Bull. Mus. Comp. Zool., VIII, p. 95, 1880-81.

Not examined "by the side of *P. sayana*. The carapace is wider. Its front is less advanced; the median point is rounded, lobiform, and it does not pass the inner angles of the eye. The anterior feet are smooth and are not fringed with hair as on *P. sayana*."

Dredged by the *Blake*.

Porcellana sigsbeiana A. Milne-Edwards.

Porcellana sigsbeiana A. Milne-Edwards, Bull. Mus. Comp. Zool., VIII, p. 53, 1880-81.

This species is much the largest of the porcellanids of the region and comes from deeper water, ranging from 25 to 175 fathoms. The front is deeply tridentate; the rostral projection extends beyond and is much larger than the lateral teeth. The lateral margin of the carapace is thin, produced, and is slightly turned upward. The chelipeds are long; to the eye they are smooth and glabrous; under a lens the surface is broken by minute rugæ composed of small granules. The color markings on the carapace, in the alcoholic specimens, consist of lines running longitudinally.

Dredged by the *Blake*.

Porcellana soriata Say.

Porcellana soriata Say, Jour. Acad. Nat. Sci. Phila., I, p. 456, 1818.

Pisidia sociata Leach, Dic. Sci. Nat., XVIII, p. 54, 1820.

Porcellana sociata Gibbes, Proc. Am. Assoc. Adv. Sci., III, p. 190, 1850. Kingsley, Proc. Ac. Nat. Sci. Phila., XXXI, p. 407, 1879.

The front appears rounded when seen from above, tridentate from before; the rostral tooth is but little larger than the lateral teeth. The areolations of the carapace are well marked, some are inclined to be tubercular. The ambulatory legs are hairy; the chelipeds are very tuberculose; the tubercles are large and granulated; on the carpus they are placed without regularity, while on the hands they are in more or less well-defined rows; the lower margin of the hands are fringed with hair.

It seems necessary to restore Say's name *soriata*, which was dropped, perhaps, on account of its form or with the belief that the letter *c* was intended where *r* was used. Dr. Gill thinks that the name was suggested to Say by the fact that the aggregations of granules into tubercles on the chelipeds resemble the "sori" of ferns. The word *sorus* itself, he adds, is derived from the Greek *σῶρος*, meaning, primitively, a "heap of corn." With this derivation the name will apply to the species much better than *sociata*, as the tubercles look like heaps of granules.

Southern coast of the United States.

Porcellana pilosa H. M. Edwards. Plate 3, fig. 11.

Porcellana pilosa H. M. Edwards, Hist. Nat. des Crust., II, p. 253; Kingsley, Proc. Acad. Nat. Sci. Phila., p. 406, 1879.

Readily distinguished from all other porcellanids of the West Indian region by the short, stout bristles on all of the feet in connection with the group of white tubercles on proximal portion of carpus. The median projection of the front is rounded and but little in advance of those at angles of the eyes.

Charleston, S. C., to the West Indian region in shallow water; Porto Rico, several localities.

Genus **POLYONYX**.**Polyonyx macrocheles** Stimpson.

Porcellana macrocheles Gibbes, Proc. Amer. Assoc. Adv. of Sci., III, p. 191, 1850.

Polyonyx macrocheles Stimpson, Proc. Ac. Nat. Sci. Phila., X, p. 229, 1858. Kingsley, Proc. Ac. Nat. Sci. Phila., XXXI, p. 408, 1879.

The carapace is ovate and is much wider than long. The orbits are very shallow; the eyes are small; the front is so little produced that it does not interfere with the ovoid outline. The chelipeds are long and slender. The inner margin of the carpus is produced and entire. The hand has a fringe of long hair on its lower border. "The dactyls of the ambulatory feet are short, wide, and bi- or multi-ungulate."

This crab is found in the tubes of *Chelopterus*, on the southeastern coast of the United States and in the Gulf of Mexico, and may yet be taken in the West Indies.

Genus **EUCERAMUS**.**Euceramus praelongus** Stimpson. Plate 3, fig. 12.

Euceramus praelongus Stimpson, American Jour. Sci. and Arts, II, XXIX, p. 445. Kingsley, Proc. Acad. Nat. Sci. Phila., p. 408, pl. XIV, fig. 4, 1879.

This is a small, elongated porcellanid, with a semicylindrical carapace. The front is tridentate; the teeth are sharp, the middle one twice as long as the lateral. The carapace is crossed by minute rugæ; its length is twice the width. The chelipeds are elongated; the palms of the hands are covered with bristles; the ambulatory feet are stout, the fourth pair is the longest.

The figure is from a Union College specimen identified by Mr. Kingsley.

Genus **HIPPA**.**Hippa cubensis** (Saussure).

Hippa scutellata Fabr., Ent. Syst., II, p. 474, 1793.

Remipes cubensis Saussure, Rev. et Mag. Zool. (2), IX, 1857.

Remipes barbadosis Stimpson, Ann. Lyc. Nat. Hist. of N. Y., X, p. 120, 1871.

Remipes scutellatus of authors.

Hippa cubensis, M. J. Rathbun, Proc. U. S. Nat. Mus., XXII, p. 300.

Front trilobate. Antennulæ naked with the exception of a fringe of short cilia on the lower margin of the flagella, which is less than half the length of the carapace. The eye-stalks and antennæ are short. The carapace is depressed, broadest in the middle, tapering much more toward the head than posteriorly. It is bordered on the sides and front with short oblique lines of bristles, which rise from the bottom of grooves such as would be formed by overlapping scales. The bristles are directed forward. The border formed by these lines is broadest at about the posterior third carapace.

Length of specimen, 15 to 25 mm.

Porto Rico; at Ponce, Hucaras, Mayaguez, Boqueron Bay. West India regions generally, and the west coast of Africa.

Genus **EMERITA**.**Emerita talpoida** (Say).

Hippa talpoida Say, Journ. Acad. Nat. Sci. Phila., I, p. 160, 1817.

Hippa talpoida of American authors, *H. emerita* in part of others. For synonymy see Miers's Revision of the Hippidea, in the Journ. Linn. Soc. Lond., XIV, p. 323, 1879.

Miss Rathbun¹ has shown that *Remipes* is a synonym of *Hippa*, and that the type of *Hippa* is the *Hippa adactyla* Fabr. = *Remipes testudinarius* Latreille. This makes it necessary to survey other boundaries and to search for another name for the bereft little decapod so common in the shifting sands of our more southern shores. Gronovius in 1763 figured and described both the *Hippa emerita* and the *Remipes scutellatus* of authors under the generic name *Emerita*. After this Scopoli gave the same name to a chelate decapod and referred to figures of Swammerdam which are intended to represent *Pagurus bernhardus*. If we ignore *Emerita* Gron.² for the "sand bugs," it would seem that we must recognize *Emerita* Scopoli for the "hermits" now in the genus *Pagurus*, and so add to the confusion. Although the names of Gronovius have not been universally used, I see no good reason why *Emerita* should not stand.

¹ Proc. U. S. Nat. Mus., XXII, p. 301, 1900.

² Scopoli, Intro. ad Hist. Nat., p. 405, 1777.

The *Hippidæ* of the West Indian region, represented by the genera *Hippa* and *Emerita*, are easily distinguished by the very long antennæ and the hemispherical cross section of the body of *Emerita* in contrast with the short antennæ and much less convex body of *Hippa*. The *Hippidæ* have nonchelate anterior legs; the outline of the carapace is ovate, fitting them for rapid movements in the loose sand along the surf-beaten shores. The young are often in great numbers in more sheltered places. Old and young are a favorite food for fish.

Mayaguez, San Juan. A specimen from Mayaguez is about 25 mm. long, 12 mm. wide.

Genus **ALBUNEA**.

Albunea gibbesii Stimpson.

Albunea symmista Gibbs, Proc. Amer. Assoc., III, p. 187, 1850.

Albunea gibbesii Stimpson, Ann. Lye. Nat. Hist. N. Y., VII, p. 78, pl. 1, fig. 6, Mar., 1859. Miers, Jour. Linn. Soc. Lond., XIV, p. 329.

The front behind the eyes is deeply sinuate. There is a spine on the median line. The margin between the eyes and antennæ is armed with about nine sharp spines. The eye-stalks are lamellate, elongated, triangular, with very small cornea at the apex of the angle. The flagellæ of the antennule are multiarticulate and more than twice as long as the carapace. The carapace is subquadrate, little convex on the median line and very convex from side to side. The sides are nearly straight, tapering a little behind. The first three pairs of ambulatory feet have falcate dactyls. The terminal segment in the male is elongated; in the female rounded.

The *Albuneas* have long antennules and subchelate anterior feet. The carapace is straight on the median line and convex transversely. The anterior outline is truncate.

The species are found from the shore line to the moderate depths. Specimens were dredged at station 6053, San Juan Harbor, in 4 to 7½ fathoms.

Albunea oxyophthalma Miers.

Albunea oxyophthalma Miers, Jour. Linn. Soc. Lond., XIV, p. 329, pl. v, figs. 14 and 15, 1879.

This species is distinguished from the preceding by the slightly more elongated eye-stalks and by the 11 or 12 spines on each side of the anterior margin. Length about 30 mm.

West Indian region.

Genus **CENOBITA**.

Cenobita diogenes (Latreille).

Pagurus diogenes Latreille, Ency., pl. 284, figs. 2 and 3. (From Catesby.)

Cenobita diogenes H. M. Edwards, Hist. Nat. des Crust., II, p. 240, pl. II, figs. 11-14, 1837.

This genus, as pointed out by H. M. Edwards, is intermediate between the noted cocoa-nut crab of the Pacific Islands and the *Paguridæ*. The West Indian species of the genus *C. diogenes* lives preferably in the heavy shells of *Livona pica* Gmelin, which it drags even up the hills; for this hermit lives on land much of the year, going back to water, some of the islanders say, to get new shells. In reality they visit the water in the breeding season. While *P. diogenes* climbs the hills, I have more frequently met with it in low marshy but shady places. It can readily be distinguished from any other hermit of the region by its earth-roaming habits, its large left cheliped of bluish purple, by its very stout ambulatory legs, its compressed eye-stalk, and by the propodus of the left third foot, which is very deep or compressed.

Boqueron Bay, Ensenada Honda (Culebra), Caballo Blanco Reef, Ponce.

Genus **PAGURUS**.

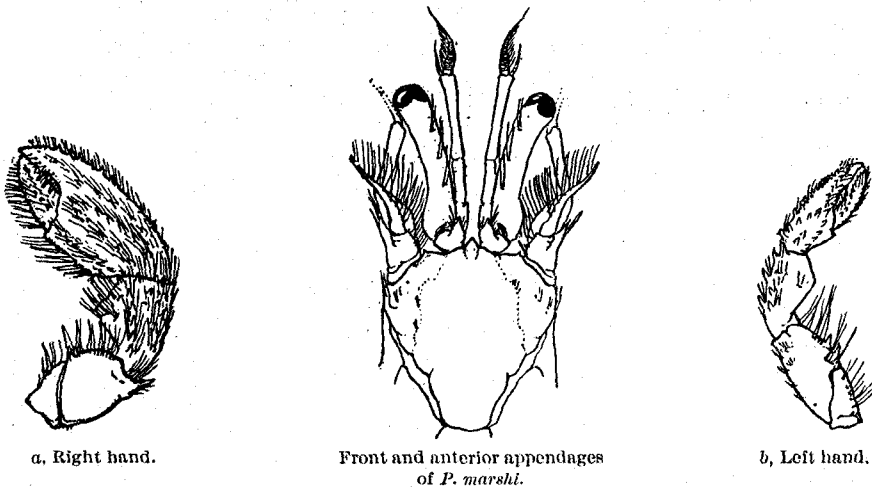
Pagurus marshi, new species.

The projections of the front are pointed; the median or rostral point is in advance of the lateral points. Of the four divisions of the frontal line caused by the points, the two middle ones are transverse, forming a shallow sinus behind each eye. The two between the lateral points and the side of the carapace would, if prolonged, meet the median line a little beyond the eye scales. A large space in the middle of the anterior part of the carapace is smooth; near the sides the surface is rough.

The eye-stalks are as long as the entire front and are strongly bent inward from the base to the middle, outward from the middle to the cornea; the scales are broad and rapidly acuminate. The

peduncles of the antennule are but little longer than the eyes, while the peduncles of the antennæ are about equal in length; the acicles are curved in about the same lines as the eyes.

The right cheliped is moderately stout; the merus has a slender spine above on the anterior margin; there are two on each side of the lower margin. There is a row of six spines on the inner margin of the carpus, and seven or eight spines on the upper surface, not arranged in well-defined rows. The hand is oblong-ovate, with six well-defined rows of spines, two of which occupy the margins; a row runs parallel to the inner margin; this and the marginal row are continuous with two rows on the dactyl; the two median rows converge to a common terminal spine near the gape of the fingers; the sixth row runs in a curve to a point near the end of the immovable finger; the lower surface of the palm is smooth. The hand is hairy and in the shell, covered with mud which clings to the hair and the surface between the spines. The left hand is very much smaller than the right; is slender, the hand being but a trifle wider than the carpus. The carpus is compressed and is armed with a few spines on the upper margin. Those on the distal end are the largest. The hand is



a. Right hand.

Front and anterior appendages
of *P. marshi*.

b. Left hand.

elliptical in shape with a hiatus between the fingers; a line of spines runs along the outer margin to the end of the immovable finger; another line begins at the inner angle of the articulation with the carpus and runs across the palm to the end of the immovable finger. A short line runs from the opposite angle to the gape of the fingers. This combination of lines incloses an elliptical space, which is smooth or with one or two spines. The ambulatory legs are hairy.

Obtained at Ponce, in shells of *Turbo castaneus* Lamarck.

Named for Mr. Millard C. Marsh, of the scientific staff of the *Fish Hawk*, on its expedition to Porto Rico.

Genus **PETROCHIRUS**.

Petrochirus bahamensis (Herbst)

Cancer bahamensis Catesby, Carolina, p. 34, pl. xxxiv; Herbst, II, p. 30, 1792.

Pagurus granulatus H. Milne Edwards, Hist. Nat. des Crust., II, p. 225, 1837.

Petrochirus granulatus Stimpson, Proc. Acad. Nat. Sci. Phila. 1858, p. 223.

Two small specimens of this species were taken, one at Mayaguez, the other at Boqueron Bay. This is the common hermit inhabitant of the large conch *Strombus gigas*, so frequently met with in the shallow waters of Florida and the West Indies, and is perhaps the largest of the *Paguridae*.

The front extends forward between the bases of the outer antennæ; the lateral projections are a little in advance of the middle or rostral projection; the outer antennæ are placed in an angle of the front. The anterior portion of the carapace is about as broad as long; is rough and uneven at the sides, with now and then a bunch of stiff bristles. The length of the eyes measured from the front to the extremity of the cornea equals that of the anterior portion of the carapace. A small cuneiform spot of red seems to be uniformly found on the peduncle just below the cornea on the inner

side. The eye scales are tapering, with a blunt apex armed with several spinules. The peduncles of the antennæ do not reach the cornea; the flagellum is about three times the length of the anterior carapace; it is strikingly colored with wide annulations of light and dark. The chelipeds are large and very rough; the right hand is the larger. The inner lower edge of the merus and the anterior margins are each armed with a row of spines. The carpus has a row of five spines with horny tips on the inner margin continuous with a similar row on the hand; the surface of the carpus is broken with swellings bearing small conical spines with horny tips; between the swellings are stiff bristles. Similar swellings on the hand are strongly tuberculous; some near the carpus are also spiny. The prehensile edges of the fingers of the right hand are blunt, without teeth or tubercles except near the tips, the fingers of the left hand are well provided with cutting teeth. The ambulatory feet are stout and about as long as the chelipeds; they are rough with spiny margins; the dactyls are stout, with dense rows of bristles above and below.

Small specimens from Mayaguez and Boqueron Bay.

PAGURIAS¹ new name.

Since publishing the statement² that "it seemed necessary to change the name of the group of which *bernhardus* is the type to *Pagurus*" I have not seen that the group long known as *Pagurus* has been yet supplied with a name. For this group I propose the name *Pagurias*.

Pagurias insignis (Saussure).

Pagurias insignis H. de Saussure, Mem. sur divers Crustacés nouv. du Mexique et des Antilles; p. 453 (37), Genève, 1858.

The middle front is occupied by a lobe much shorter than the lateral lobes, which are situated between the eyes and the antennæ. The latter project to a point on a line with the bases of the eye scales. The margin beyond the lateral lobes is straight and forms a right angle, with a rounded apex where it meets the side. The eye-stalks are stout, constricted in the middle, and in length, measured from the margin of the front, a little more than equal to three-quarters the width of the carapace. The eye scales are short and broad, with straight inner margins; the blunt tips carry several spines. The antennal peduncle equals the eye in length. The anterior part of the gastric area is inclosed by a rather deep semicircular sulcus and is divided on the median line by a short deep sulcus, which in some specimens is occupied by stiff bristles.

The left cheliped is much larger than the right. Behind the thumb are numerous oblong tubercles surmounted by a comb-like crest of little tubercles; between the large tubercles are fan-shaped fringes of plume-like bristles, which are parallel to the surface; higher up on the hand the form of the tubercles is a little modified. The propodus and dactyl of the second pair of ambulatory feet on the left side are wide; a prominent ridge runs the full length of both articles. Tubercles of the same nature as those on the chelipeds run transversely across the outer surface, interrupted in the middle by a sulcus, at the bottom of which is a row of single tubercles. The fan-like arrangement of bristles is repeated here, but does not occur on the right cheliped or on any other ambulatory leg.

This hermit is a most beautiful object. As preserved in alcohol, the ambulatory feet are banded with red on the merus and carpus; the comb-like tubercles are pink, the bristles of the left second foot and of the left cheliped are yellow, and the white tubercles of the fingers are marked out in the base with scarlet lines.

This is one of the larger hermit crabs of the West Indies. Several fine specimens were taken at Arroyo.

Genus CALCINUS.

Calcinus sulcatus (H. M. Edwards). Plate 5, figs. 3 and 3a.

Pagurus sulcatus H. M. Edwards, Hist. Nat. des Crust., II, p. 230.

Calcinus sulcatus Hilgendorf, Monatsber. d. k. Preuss. Akad. d. Wiss. Berlin, p. 823, 1878. Henderson, Challenger Report, XXVII, Anomura, p. 61.

The rostral point is very small and the lateral projections are even less conspicuous. The eyes are longer than the carapace is wide; the scales are slender and terminate in one or two slender spinules.

¹ The name is composed of the old term *Pagurus* and the suffix *ias*, indicating resemblance of some kind or other; it was in very common use among the ancient Greeks, as exemplified in *Xiphias*, *Anthias*, *Asterias*, and numerous other old names.

² Ann. and Mag. of Nat. Hist. (6) XVIII, p. 99, footnote.

The carapace is glabrous and punctate. The left cheliped is much the larger. The propodus of the second ambulatory leg of the left side is wider than those of the other legs and has the sulcus which suggested the name. This pretty little pagurid is the only representative of the genus accredited to the West Indian region. It prefers shells with the more circular apertures, as do many of the pagurids with hands so different in size. The color of the eye-stalks is an orange red, becoming white at the cornea; carapace a rich red, with white punctæ. The chelipeds are red, often tinged with purple.

Ensenada Honda, Culebra; Caballo Blanco Reef, Vieques; Arroyo; Ponce.

Genus **CLIBANARIUS.**

Clibanarius tricolor (Gibbes). Plate 6, fig. 2.

Pagurus tricolor Gibbes, Proc. American Assoc., 1850, III, p. 189.

Clibanarius tricolor Stimpson, Proc. Acad. Nat. Sci. Phila. 1858, p. 234.

This little *Clibanarius* is unique among the members of the genus inhabiting the region in having the legs conspicuously banded with color rather than longitudinally striped, a character that is so nearly generic. It is found in some localities in great numbers, living in the shells of *Cerithium* of various species and other small gastropods. The orange bands at the proximal ends of the articles of the ambulatory feet remain in the alcoholic specimens, but the "black spots" on the carapace are not present. Gibbes does not mention the single orange stripe on the eye-stalk.

From Ponce and San Juan.

Clibanarius antillensis Stimpson. Plate 6, fig. 1.

Clibanarius antillensis Stimpson, Ann. Lyc. Nat. Hist. of New York, VII, p. 85; part published March, 1859.

The frontal margin is nearly straight, broken only by a very small rostral point; from the angle behind the antenna to the side of the carapace the margin is straight. The length of the eyes is equal to the width of the carapace; the eye scales are short, broad, and truncate, and armed with three or four spinules on the terminal margin. The carapace is elongated, is widest at the anterior third, and is deeply punctate. The chelipeds are armed with numerous sharp conical spines. As occurs in some species of other genera, the propodus and dactyl of the exposed second left ambulatory leg are much wider than the corresponding parts of the right side. On the side of the merus are two white stripes; a single stripe of the same color runs from the merus to the tip of the dactyl; the chelipeds are reddish, with white spines. A small species, averaging but little larger than the preceding.

Mayaguez; Ponce; Boqueron Bay; Ensenada Honda, Culebra; Arroyo.

Clibanarius scolopetarius (Herbst).

Cancer scolopetarius Herbst, Krabben und Krebse, II, p. 23, pl. xxiii, fig. 3.

Pagurus tuberculosus H. M. Edwards, Ann. des Sci. Nat. (2), VI, p. 278, pl. XIII, fig. 1; also Hist. Nat. des Crust., II, p. 229.

Clibanarius scolopetarius Stimpson, Proc. Acad. Nat. Sci. Phila., p. 235, 1858; also in Ann. Nat. Hist. N. Y., VII, p. 85, part published 1859.

Pagurus cubensis Saussure, Crust. Nov. du Mexique et des Antilles, p. 39, 1858.

Clibanarius formosus J. E. Ives, Proc. Acad. Nat. Sci. Phila. 1891, p. 182, pl. v, figs. 1-2.

From Ensenada Honda, Culebra, there is a specimen of this species which comes under Herbst's description. The eye-stalks have faded to an olive green; the stripes on the legs are a brownish purple; the spiny tubercles of the chelipeds are yet greenish; the ground color is reddish. Three other specimens from Culebra are the same in form, but differ in color—the stripes are a bright crimson; in one specimen the eye-stalks are crimson; in another specimen one eye-stalk is crimson at the base and a very light flesh-color tinged with green near the cornea. From Jamaica a number of specimens come well under H. Milne Edwards's description of *C. tuberculosus*. The color is reddish, with yellow stripes on the legs.

The variation in color is wide; it may be possible, with an abundance of fresh material from many localities, to separate this species into subspecies. The variations in form are slight and do not hold uniformly in specimens from one locality and color. The variation in the length of the eye-stalk is as great as in any part. Among a number of specimens from Jamaica is one with eye-stalks very nearly equal to the length of the anterior portion of the carapace, measuring the eye-stalk from the front to the extremity of the cornea; in other specimens taken at the same time the eye-stalks are much shorter.

Ensenada Honda, Culebra; San Juan.

Genus **XYLOPAGURUS**.**Xylopagurus rectus** A. Milne-Edwards.

Xylopagurus rectus A. Milne-Edwards, Bull. Mus. Comp. Zool., VIII, p. 37. A. Milne-Edwards & Bouvier, Mem. Mus. Comp. Zool., XIV, p. 108, pl. VIII, figs. 1-13. A. Agassiz, Bull. Mus. Comp. Zool., XV, p. 40, 1888.

The front advances gradually from the angle behind the eyes, forming a short rostral point; the eye-stalks are stout and a little elongated; clavate; the cornea is large and swollen. The antennæ are small, the antennulæ large; the eye scales are comb-like; the carapace is elongated, smooth, and semi-cylindrical. The abdomen is obliquely cut, subquadrate, and divided into four or five plates. Two specimens were taken at station 6033 in vegetable tubes. The carapace and feet are red, of several shades; the ambulatory feet are lighter at the joints; the right hand is light beneath. The chelipeds and ambulatory feet are elongated; the right cheliped is very much larger than the left; the upper margin of the palm extends over the movable finger in the form of a large tubercle. All of the legs are free from spines.

Obtained at station 6063.

Genus **PAGURISTES**.

The Paguristes of the West India region, of which *Paguristes depressus* Stimpson is the type, are numerous and difficult to determine without figures; consequently the 10 species in the U. S. Fish Commission collection and the National Museum collections have been figured for this report.

Key to the group of the genus Paguristes of the West Indian region.

- a. Peduncle of the antennules much longer than the eye-stalks.
- b. Rostral projection short and blunt.
 - c. Peduncles of antenna longer than eye-stalks..... *sayi*
 - cc. Peduncles of antenna shorter than eye-stalks..... *lymani*
- bb. Rostral projection long and slender..... *triangulatus*
- aa. Peduncles of antennules not longer than eye-stalks.
 - d. Eye-stalks measured from extremity of rostral point to end of cornea longer than distance between antero-lateral angles.
 - e. Rostral point acute.
 - f. Carapace very convex..... *spinipes*
 - ff. Carapace very much flattened.
 - g. Rostrum broad at base, triangular..... *sericeus*
 - gg. Rostrum long and slender..... *depressus*
 - ce. Rostral point obtuse..... *tamiatius*
 - dd. Eye-stalks shorter than the front.
 - h. Base of the rostrum anterior to the line of the antero-lateral angles.
 - i. Outline of the front almost straight.
 - k. Rostrum slender from base to tip..... *tenuirostris*
 - kk. Rostral projection short, rounded..... *planatus*
 - ii. Outline of the front much curved at the sides.
 - l. Rostrum not spiny..... *puncticeps*
 - ll. Rostrum usually with one or more spines on each side..... *grayi*
 - hh. Base of the rostrum posterior to line of antero-lateral angles..... *rectifrons*

Paguristes tenuirostris, new species. Plate 4, fig. 1.

The rostrum in this species is more slender than in any species yet examined by me; its sides are parallel from the base to near the acute tip. The general outline of the front is much like that of *P. rectifrons*, but the sinus behind the eyes is in advance of the line of the antero-lateral angles. The straight appearance of the front is heightened by the fact that the rostrum and the tips of the projections between the eyes and antenna are colored to correspond with the peduncles of the eyes and antenna, which are red, spotted with white, as in *P. puncticeps*, except that the color fades out rapidly from the middle of the eyes. The terminal segment of the antennal peduncle is armed with two spines. The carapace is white and very flat, and even in strong contrast with that of *rectifrons*.

One male, from *Grampus* station 5077, in 68.5 fathoms, Gulf of Mexico, off west coast of Florida.

Paguristes sayi A. Milne-Edwards & Bouvier. Plate 4, fig. 2.

Paguristes sayi A. Milne-Edwards & Bouvier, Mem. Mus. Comp. Zool., XIV, No. 3, p. 55, pl. v, figs. 1-7, 1893.

The rostral and lateral projections of the front in this species are about equally advanced; the rostrum is a rounded lobe. The eye-stalks are short, equaling in length about five-eighths of the width of the carapace. The terminal segment of the peduncle of the antennula extends beyond the cornea nearly the entire length, that of the antenna one-third of its length. The carpus, propodus, and dactyl of the first pair of ambulatory legs are spiny along the upper margin; the carpus has four large spines on its inner border, also four on the crest of the palm; in addition to more or less scattering large, spiny granules, there is a prominent row extending from the wrist to the gape of the fingers.

In general this specimen agrees with that figured by Milne-Edwards & Bouvier, but the rostrum of their specimen is pointed and the eyes are figured as more slender. This is so close to *sayi* that I am unwilling to call it new. One male was dredged by the *Albatross* at station 2655, in 338 fathoms.

Paguristes moorei, new species. Plate 4, fig. 3.

The rostrum is short, rounded, not quite reaching the line of the tips of the projections of the front between the eye-stalks and the insertions of the antenna. From these points the front retreats rapidly to the well-rounded antero-lateral angles. The eye-stalks are about one-fifth longer than the entire front. The peduncles of the antenna extend a little beyond the middle of the eye-stalk; the terminal segment is unarmed. The peduncles of the antennula do not extend quite to the extremity of the cornea. The chelipeds are rather narrow, the outline of the hand is slightly elongated, with a straight margin where the two hands come together in close contact; the lower or outer margins are concave. The outer surface is well covered with small tubercles surmounted by spinules with small horny tips; the crest of each hand is armed with five small, stout spines; the hands are hairy. The first pair of ambulatory feet are spiny along the outer margin of the carpus and propodus. The color of the eye-stalks in the single specimen from Porto Rico is a deep crimson, with a single stripe of white along the upper surface.

Named for Dr. H. F. Moore, the naturalist of the *Albatross* and a member of the scientific staff of the *Fish Hawk* on its expedition to Porto Rico.

Paguristes puncticeps, new species. Plate 4, fig. 4.

The rostrum in this species is elongated, broad at the base and acuminate. The margin of the carapace behind the antenna falls away to the rounded antero-lateral angles. The eye-stalks are about one-sixth shorter than the front, measured between the angles. The peduncles of the antenna extend a little beyond the middle of eye-stalks; the terminal segment is normally armed with three spines, though many individuals have but two. The peduncles of the antennules do not reach the cornea. The chelipeds differ from those of *P. sericeus* in having a straighter outline of the movable finger and crest of the palm, which brings the margins of the hands in contact as they withdraw into the shell. The outer surface is paved with small tubercles which are surmounted with small horn-tipped spines. The surface is obscured with long hair. The carpus and propodus of the first pair of ambulatory legs are spiny, in the second pair the segments are almost smooth. In alcoholic specimens the color of the eye-stalks and peduncles of the first and second antennæ is pink spotted with white.

Several specimens of this species were collected at Kingston, Jamaica, in shallow water, March 1884, by the U. S. Fish Commission.

Paguristes depressus Stimpson. Plate 4, fig. 5.

Paguristes depressus Stimpson, Annals Lyc. Nat. Hist. New York, VII, p. 87, March, 1859.

"Carapax flattened, naked; posterior portion much expanded; sides of the anterior portion short, the transverse suture reaching far forward laterally; surface rugulose; lateral sinuses spinulose. Anterior cardiac lobe narrow halberd-shaped, somewhat widening toward its blunt posterior extremity. Rostrum elongated, reaching nearly to the middle of the ophthalmic scales, with its tip embedded in the rounded tubercle of the ophthalmic ring, which is exposed in this species. Eyes very large, much overreaching the tip of the peduncle of the very slender antennula. Ophthalmic scales with bidentate

tip—margins of apex entire. Antennæ short; terminal joint of peduncle and flagellum very slender, almost naked; acicle slender, spinous, and hairy. Chelipeds equal, broad and depressed, almost naked; merus scabrous above; carpus minutely spinulose and armed with four spines on the inner edge; hand uniformly minutely granulated with five tubercles on the inner edge of the palm; fingers with sharp cutting inner edges; tips not spiniform; immovable finger concave below; dactyls nearly three times as long as the inner edge of the palm. Ambulatory feet above scabrous, spinulose, and setose; dactyli, with a dense series of longer setæ along the superior and inferior edges. The inner side of the penult and terminal joints in the left second foot is concave.

The following are the measurements of a female specimen: total length, 3 inches; length of carapace, 0.77; breadth of front, 0.40; length of eye, 0.41; length of chelipeds, 1.05 inches."

A male and a female of this species were taken by the *Fish Hawk* at Mayaguez, Porto Rico. The eye-stalks and chelipeds are a rich orange red. The species is readily distinguished from all others of the genus yet found in the West Indian region by the broad, spineless, evenly granulated hands; its nearest relative is the *Paguristes digueti*, of Bouvier, found on the west coast of Mexico.

Paguristes spinipes A. Milne-Edwards. Plate 4, fig. 6.

Paguristes spinipes A. Milne-Edwards, Bull. Mus. Comp. Zool., VIII, p. 44, 1880.

Paguristes visor J. R. Henderson, Challenger Report, XXVII, Anomura, p. 78, pl. VIII, fig. 3, 1888.

Paguristes spinipes A. Milne-Edwards & Bouvier, Mem. Mus. Comp. Zool., XIV, No. 3, p. 33, pl. III, figs. 1-13, 1893.

The rostrum is broad at the base, the sides are straight, meeting at the sharp apex; from the lateral projections the front retreats rapidly and rounds into the sides without forming an appreciable angle, as in *P. lymani* and *P. sayi*. The eye-stalks are very much longer than the greatest width of carapace. The carapace is more convex than in any other species of the *depressus* section of the genus. The peduncles of the antennula reach the cornea; those of the antenna are about half the length of the eyes, the terminal segments are unarmed, acicles elongated, slender, with tips 2 or 3 spined.

Taken by the *Albatross*, at station 2354, in 130 fathoms, one female.

Paguristes rectifrons, new species. Plate 4, fig. 7.

The rostrum is triangular and is inserted posterior to the general line of the front. The front is remarkable for its linear appearance from angle to angle; the projections between the eyes and antenna are low; between the bases of these projections and the antero-lateral angles the margin is straight. The eye-stalks are but little shorter than the width of the front. The peduncles of the antennula reach the cornea, those of the antenna but little more than one-half of the eye-stalk; the terminal segments of the antenna are armed with two spines; the acicle is forked and has a prominent spine on the side. The carapace is flattened and has several spines on the side. The chelipeds are short and rather stout, the carpus is broad, with two large spines on the inner margin and several smaller ones on the surface near by; the hand is broad and is shaped very much as the hand of *P. sericeus*, as shown in fig. 17, pl. III, Blake *Paguridæ*, Edwards & Bouvier. The crest is armed with five spines; spines of smaller size fringe the lower margin and the margin of the dactyl.

Paguristes rectifrons is separated from *P. sericeus* by the much shorter eye-stalks, by the front, which in *sericeus* is not so straight, and by the different armature of the hand and carpus.

Dredged by the *Fish Hawk*, at station 6085, in 14 fathoms, one male in the shell of *Strombus pugilis*.

Paguristes lymani A. Milne-Edwards & Bouvier. Plate 4, fig. 8.

Paguristes lymani A. Milne-Edwards & Bouvier, Mem. Mus. Comp. Zool., XIV, No. 3, p. 49, pl. IV, figs. 13-22, 1893.

The rostrum is a rounded lobe in the sinus behind the eyes; from the projections which limit this sinus the front rounds gradually into the lateral margin. The eye-stalks are short; when laid off on the front they reach from the middle of the insertion of one antenna to the middle of the other. The peduncles of the antenna reach the base of the cornea and those of the antennula extend beyond for three-fourths of the length of the last segment. The terminal segment of the peduncle of the antenna is unarmed. The sides of the carapace are roughened by spiny granules. The chelipeds are small, the hand is narrow with a few rather large tubercular granules on the surface and four spines on the crest of the palm; the lower margin of the palm is concave at the base of the immovable finger; the closed fingers show a small hiatus. The upper surface of the carpus has three rows of spines,

four large ones on the high inner margin and six on the surface a little nearer the inner margin than the outer, which is armed with six spines graded in size, the distal one being the largest.

One specimen of this species was dredged by the *Albatross* at station 2659, in 509 fathoms.

Paguristes triangulatus A. Milne-Edwards & Bouvier. Plate 4, fig. 9.

Paguristes triangulatus A. Milne-Edwards & Bouvier, Mem. Mus. Comp. Zool., XIV, No. 3, p. 40, pl. IV, figs. 6-12, 1893.

The rostrum is slightly elongated, acuminate, the lateral projections are rendered prominent by the margin behind the antenna, which retreats in a straight line to the antero-lateral angle. The peduncle of the antenna is four-fifths as long as the eye; the peduncles of the antennula are much longer. This species can be distinguished from all of the others by the triangular cross section of the dactyls of the second pair of ambulatory feet. Color of eye-stalks light rose pink.

A number of specimens were taken by the *Albatross* at station 2121, in 31 fathoms, off Trinidad.

Paguristes grayi, new species. Plate 5, figs. 1 and 1a.

The outline of the front is closely like that of *P. puncticeps*; it is, however, well separated from that species by the character of the rostrum and also of the eye scales. A comparison of all parts, while showing the close relationship, shows a marked difference in detail. The rostrum in two of the three specimens is armed with lateral spines and a spine at the tip; this latter armature is also found on the rostrum of *puncticeps*. The largest specimen is a female; in this case the rostrum has two spines on each side; in a smaller specimen, a male, there is but a single spine on each side; the other small specimen has a spine at the apex, but none on the side.

The peduncles of the eyes are elongate but shorter than the front, the scales are rather broad at the end, armed with a spine at the outer angle; the inner angle is produced slightly, making a notch between it and the spine. The peduncles of the antennæ are but little more than one-half the length of the eye-stalk; there are three spines on the terminal segment; the spines of the acicle are large.

The chelipeds are stout with a broad hand, as in *puncticeps*; the spines are larger and more numerous; the horny tips of the spines are much more prominent. The inner surface of the palm is much more spiny than in *puncticeps*; the spines, as in other places, are large and black-pointed.

The first pair of ambulatory feet are spinose; the spines have the same characters as those of the chelipeds; the crests of the propodus and dactyl are thin and overhanging, forming a deep sulcus on the anterior surface; the spines of the posterior pair of legs are very much less in numbers and size.

San Antonio Bridge, San Juan, Porto Rico.

This species is named for the collector, Mr. G. M. Gray, of the Marine Biological Laboratory at Woods Hole, Mass.

Genus MUNIDA.

The following is the key to the section of the genus *Munida*, of which *M. stimpsoni* is the type:

- a. Without middle gastric spines..... *stimpsoni*
- aa. With middle gastric spines.
 - b. Supraocular spines shorter than the eyes; not divergent *flinti*
 - bb. Supraocular spines longer than the eyes; divergent.
 - c. Posterior margin of the carapace with more than one pair of spines *evermanni*
 - cc. Posterior margin of the carapace with one pair of spines *affinis*

Munida evermanni, new species. Plate 5, fig. 4.

The rostrum and supraocular spines, as seen from above, are about as long as in *affinis*, but differ in being a little more divergent, not so rough, and the supraoculars are broader. The spines of the gastric region are as in *affinis*, as are also the other spines of the carapace, with the exception of those of the posterior border, which is armed with six or eight spines in place of the two common to the other three species of the group. The lines of the carapace differ very much from those of the other species. They are well separated and ciliated, but the cilia are not numerous enough to obscure the carapace; the lines are made prominent by the very large and separated granules. In comparison with those of the other species perhaps tubercles would be a more suitable name. The armature of the abdomen is about like that of *affinis*, except that the spines are proportionately larger. The chelipeds

are elongated, slender, and have more spines than the other species of the group. The spines are themselves characteristic, being thin and broad. The crest of the palm bears about ten of these spines.

Station 6070, in 220 fathoms.

This species is named for Dr. Barton Warren Evermann, the chief naturalist of the *Fish Hawk* expedition to Porto Rico.

***Munida affinis* A. Milne-Edwards.**

Munida affinis A. Milne-Edwards, Bull. Mus. Comp. Zool., VIII, p. 48, 1880.

Munida affinis A. Milne-Edwards & E. L. Bouvier, Ann. Sci. Nat. Zool. (7) XV, XVI, p. 2573, 1894.

The rostrum extends beyond the eyes about one-half of its length. The supraocular spines are a little divergent and extend beyond the eyes but little. Both the rostrum and these spines are roughened by sharp granules. The gastric region has normally seven spines, the large gastric pair, and a secondary pair of much smaller ones directly behind the first pair and the spine on the median line, and a paired spine near the hepatic region; sometimes the middle spine has one or more spines in line with and close to it. There is a paired spine on the branchial region behind the fork of the cervical suture, and a spine on the median line on the anterior margin of the cardiac region. The posterior margin of the carapace is armed with one pair of spines.

The transverse lines of the carapace are crowded and broken; the granules with which these lines are set are very small and sharp; the cilia of the lines reach from line to line.

All specimens examined (about twenty) have a patch of long, silky, iridescent hair on the side of the branchial region, where it is covered by the knee of the fifth pair of legs. This hair is, as far as I have been able to observe, altogether lacking in the related species. The prominent armature of the abdomen is the middle pair of spines on the second, third, and fourth segments, in connection with the spine on the median line near the posterior border of the fourth segment. Smaller spines occur on the sides of the armed segments.

***Munida stimpsoni* A. Milne-Edwards.**

Munida stimpsoni A. Milne-Edwards, Bull. Mus. Comp. Zool., VIII, p. 47, 1880. Henderson, Anomura of the Challenger, Zool., XXVII, p. 126, pl. XIV, fig. 1, 1888. A. Milne-Edwards and E. L. Bouvier, Mem. Mus. Comp. Zool., XIX, No. 2, p. 48, pl. IV, figs. 1-13, 1897.

The rostrum is longer and much more slender than that of *M. affinis*. The supraocular spines are a little divergent, without granulations, and extend a little beyond the cornea. The gastric region has six spines placed as in *flinti*—two pairs in line directly behind the supraoculars and a paired spine near the hepatic area. The transverse lines of the carapace are well separated and bear rows of cilia, which occupy about one-half of the space between the ridges. The posterior margin of the carapace has two spines. Three segments of the abdomen are armed; the fourth segment, in all specimens from off *Habana*, lacks the median spine. A specimen from the west end of Cuba, which I can not separate from *S. stimpsoni* by the lines of the carapace, has both a spine on the middle gastric region and a median spine on the fourth abdominal segment; the rostrum is not as long as in the more typical specimens and is rougher. A number of specimens from that locality may show the specimen to belong to a distinct species. The chelipeds of the typical specimens are long; the hands broaden slightly from the wrist to the base of the fingers; under a lens twelve or more spines can be made out on crest of palm. The outer surface of the palm is set with sharp granules and is hairy.

Albatross stations 2166 in 196 fathoms, 2321 in 230 fathoms, and 2341 in 143 fathoms.

***Munida longipes* A. Milne-Edwards.**

Munida longipes A. Milne-Edwards, Bull. Mus. Comp. Zool., VIII, p. 50, 1880-81. A. Milne-Edwards & Bouvier, Mem. Mus. Comp. Zool., XIX, No. 2, p. 44, pl. III, figs. 9-13, 1897.

The rostral spine is a little shorter than the lateral spines of the front; the eye-stalk is short and very much constricted, while the cornea is spreading. The gastric region has a pair of slender spines, as is usual in the genus. There are three spines just behind the cervical suture—one on the median line and one, a paired spine, near the middle of the side. There are three or four spines on the margin behind the suture and two on the posterior border. The second and third abdominal segments have each seven spines, and the fourth has two. The chelipeds and ambulatory legs are more than three times as long as the carapace from the posterior margin to the tip of the rostral spine. Legs spiny.

From station 6070, in 220 fathoms.

Genus **UROPTYCHUS**.**Uroptychus uncifer** (A. Milne-Edwards).

Diptychus uncifer A. Milne-Edwards, Bull. Mus. Comp. Zool., VIII, p. 63, 1880. A. Milne-Edwards & E. L. Bouvier, Ann. Sci. Nat. Zool. (7) XVI, p. 306, 1894; also Mem. Mus. Comp. Zool., XIX, p. 140, part 2, pl. XI, figs. 1 and 2, pl. XII, figs. 17-29, 1897.

The rostrum extends but a trifle beyond the eyes. Two spines on the antero-lateral angles are all that arise from the carapace, which is markedly smooth. The carapace is broadest about one-fourth of its length from the posterior margin; the sides are but little arcuate. The chelipeds are elongated; the margins of both the carpus and palm are parallel except near the articulations; fingers of hand hairy, as are also the dactyls of ambulatory legs; hairs on other parts few and inconspicuous.


Station 6065, in Mayaguez Harbor, 4 to 6 fathoms, and station 6070, in 220 fathoms.

Genus **MUNIDOPSIS**.Subgenus **OROPHORHYNCHUS**.**Orophorhynchus platirostris** A. Milne-Edwards & Bouvier.

Orophorhynchus platirostris A. Milne-Edwards & Bouvier, Ann. Sci. Nat. Zool. (7) XVI, p. 287, 1894; also Mem. Mus. Comp. Zool., XIX, No. 2, p. 114, pl. IX, figs. 12-15; pl. X, fig. 3, 1897.

The rostrum is broad at the base; beyond the eye-stalks it forms a nearly equilateral triangle; its sides posterior to the ends of the eye-stalks are parallel. Behind the rostrum on the gastric region are two tubercles. The sides of the carapace are arcuate and are divided by two small notches into three parts; the posterior part is emarginate and twice as long as the lobe-like second part, which is in turn more than twice as long as the third division, which includes the antero-lateral angle. The carpus and propodus of the ambulatory legs are carinate. The chelipeds are moderately long and stout, the hands are oblong-ovate.

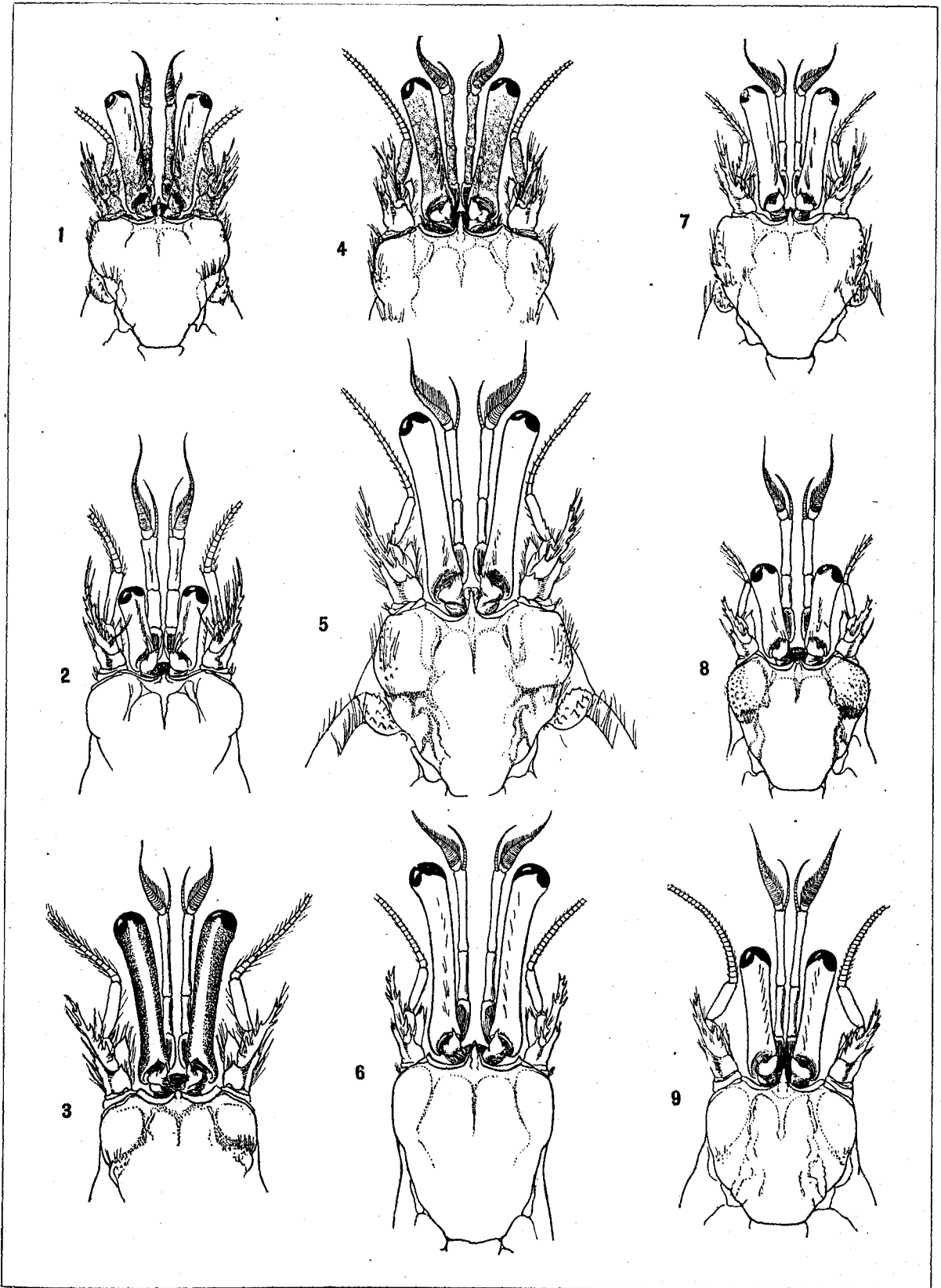
Orophorhynchus is a subgenus of *Munidopsis* far removed from the typical forms of the genus. Station 6070, in 220 fathoms.



1. *Petrolisthes marginatus* Stimpson, $\times 3$.
 2. *Petrolisthes tridentatus* Stimpson, $\times 1\frac{1}{2}$.
 3. *Petrolisthes amarus* (Guérin), $\times 3$.
 4. *Petrolisthes quadratus*, n. sp., $\times 3$.

5. *Pisosoma glabra* Kingsley, $\times 3$.
 6. *Pisosoma angustifrons*, n. sp., $\times 3$.
 7. *Pisosoma serrata*, n. sp., $\times 3$.
 8. *Megalobrachium poeyi* (Guérin), $\times 1\frac{1}{2}$.

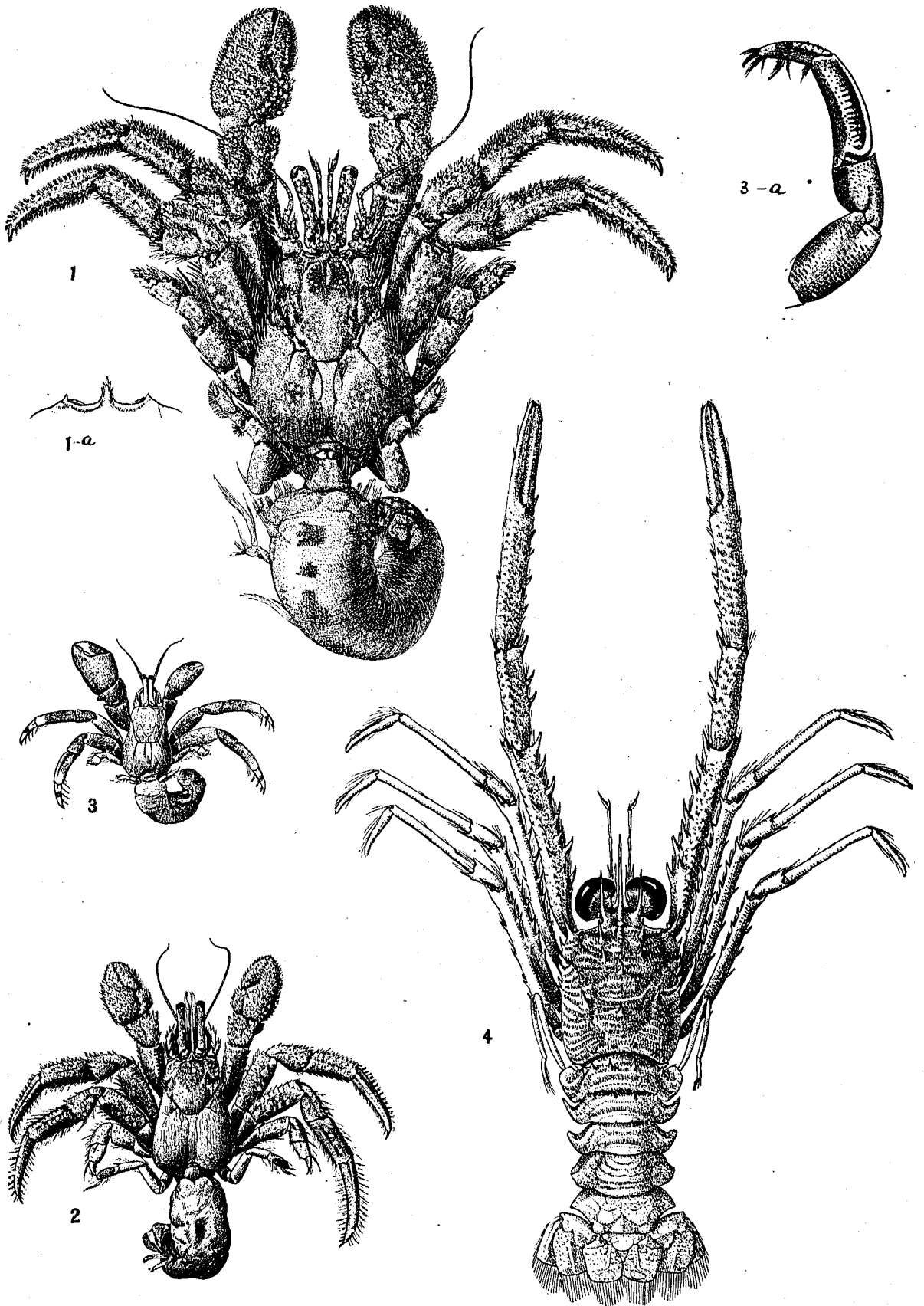
9. *Pachycheles rugimanus* A. Milne-Edwards, $\times 3$.
 10. *Porcellana sayana* (Leach), $\times 1\frac{1}{2}$.
 11. *Porcellana pilosa* Edwards, $\times 1\frac{1}{2}$.
 12. *Euceramus prelongus* Stimpson, $\times 2\frac{1}{2}$.



1. *Paguristes tenuirostris*, n. sp., $\times 3$.
2. *Paguristes saji* E. & B., $\times 3$.
3. *Paguristes moorei*, n. sp., $\times 3$.

4. *Paguristes puncticeps*, n. sp., $\times 3$.
5. *Paguristes depressus* Stimpson, $\times 3$.
6. *Paguristes spinipes*, A. Milne-Edwards, $\times 3$.

7. *Paguristes rectifrons*, n. sp., $\times 3$.
8. *Paguristes lymani* E. & B., $\times 3$.
9. *Paguristes triangulatus* E. & B., $\times 3$.



1. *Paguristes grayi*, n. sp., $\times 1\frac{1}{2}$.
2. *Paguristes puncticeps*, n. sp., natural size.

3. *Calcinus sulcatus* (Milne-Edwards), slightly enlarged.
4. *Munida evermanni*, n. sp., $\times 2$.

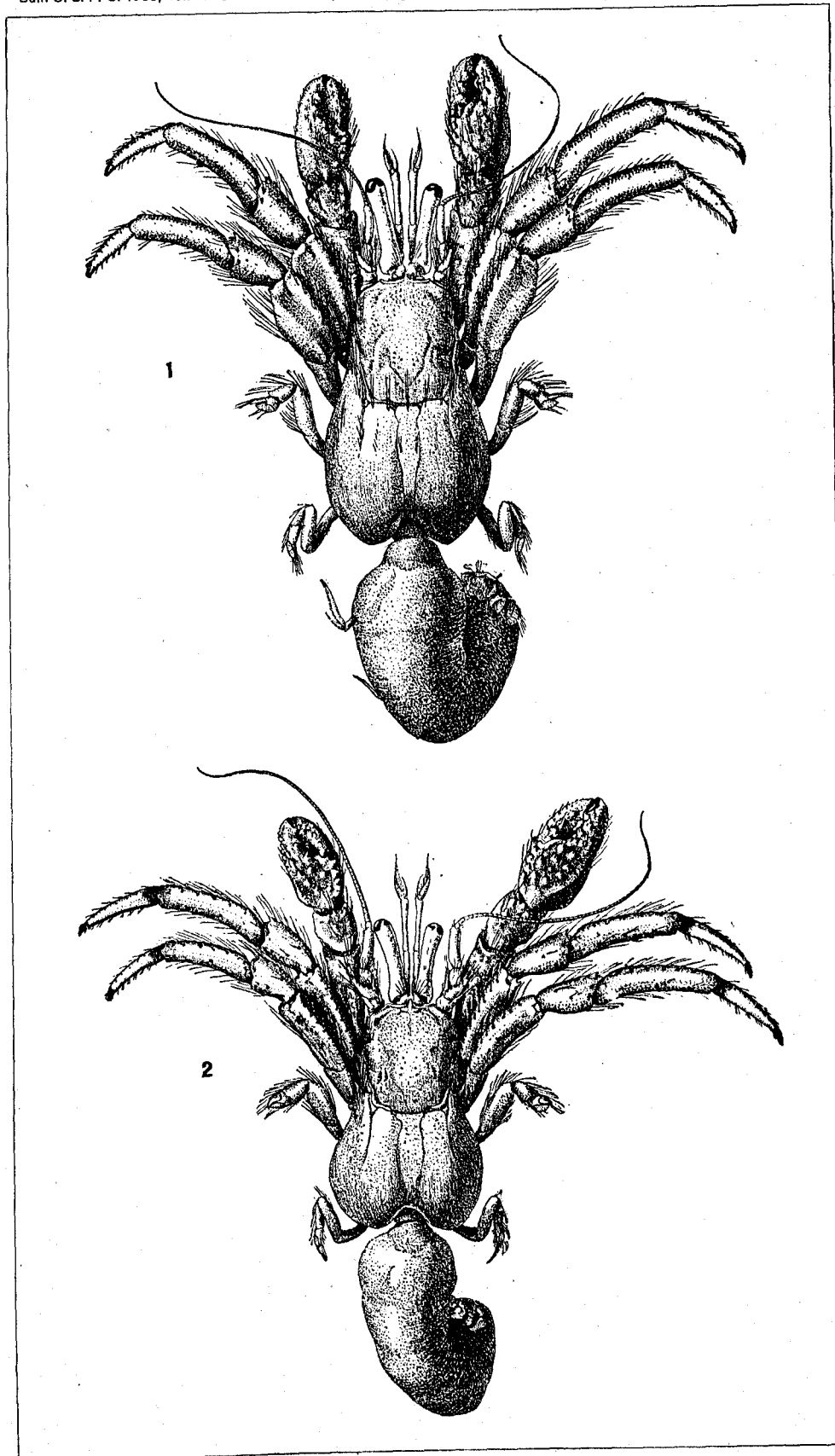


Fig. 1. *Clibanarius antillensis* Stimpson, $\times 6$.

Fig. 2. *Clibanarius tricolor* (Gibbes), $\times 8$.

INDEX.

- aaptos*, *Ancorina* 388.
 Suberites 388.
 Tubercella 388.
abbreviatus, *Eurypanopeus* 30.
 Panopeus 30.
abdita, *Heliastraea* 302.
abranchiata, *Glycera* 200.
Acabaria 273.
Acampogorgia 275.
Acanella 274.
acantha, *Actæa* 33, 34.
acanthochirus, *Glypturus* 93, 94.
Acanthogorgia 275.
 aspera 281.
Acanthoisis 274.
Acanthonyx 52, 60.
 debilis 60.
 emarginatus 60.
 petiverii 60.
Acanthopus 19.
acanthurus, *Bithynis* 123.
 Palaemon 123.
acanthus, *Cancer* 34.
acerosa, *Gorgonia* 287.
 Pterogorgia 287.
Achelous depressifrons 44, 45.
 ordwayi 44, 46.
 ruber 51.
 sebae 44, 46.
 spinicarpus 44, 47.
 spinimanus 44, 45.
 tumidulus 51.
Acis 275.
 solitaria 285.
ackleanus, *Pachycheles* 135.
ackloyi, *Zoroaster* 237.
acropora, *Heliastraea* 301.
 Madrepora 301.
 Orbicella 201, 301, 302.
Actæa 24, 33.
 acantha 33, 34.
 bifrons 33, 34.
 nodosa 33.
 rufopunctata 33.
 rufopunctata nodosa 33.
 setigera 33.
 spinifera 34.
Actinactis flosculifera 346.
Actina 379.
Actinia anemone 366.
 annulata 355.
 bicolor 359, 363.
 crucifera 363.
 egletes 363.
 flosculifera 346.
 granulifera 347, 348, 368.
 helianthus 365, 366.
 scutellifera 368, 370.
 sociata 333.
 sol 363.
 solifera 355.
 tricolor 359, 363.
 ultramarina 368.
Actinia 326, 352, 392.
Actinaria 323, 324, 325, 326, 327, 329,
 330, 342.
Actinaria 326, 327, 329, 342, 363, 364.
Actinodendridæ 364.
Actinometra meridionalis 235.
 rubiginosa 235.
Actinoporus 328, 364.
Actinoporus elegans 364.
Actinotryx 328, 363, 364.
 sancti-thomæ 363.
Actinozoa 324.
aculeata, *Hyas* 77.
 Othonia 77.
 Pitho 77, 78.
aculeatus, *Cancer* 66.
 Mithrax 66, 67.
acuta, *Hirentia* 404.
 Polytheres 404.
acuticornis, *Mithrax* 65, 66.
 Nemausa 66.
acutidens, *Callinectes* *sapidus* 47.
adactyla, *Hippa* 138.
Adamsia 358, 359, 361.
 egeletes 359.
 polyptus 359.
 sol 359.
 tricolor 359.
adunca, *Orbiculina* 416.
Æga ecarinata 171.
Ægeon 347.
Ægidæ 164, 171.
Æpinus 52, 54.
 septemspinus 54.
æquinoctialis, *Scyllarides* 97.
 Scyllarus 97.
affinis, *Munida* 147.
 Palaemon 125.
africanus, *Palaemon* 123.
Agaricia 291, 310.
 agaricites 326.
 cailliei 291, 311.
 elephantulus 291, 310.
Agariciæ 309.
agaricites, *Agaricia* 326.
agaricus, *Porites* 317.
agassizii, *Eucratodes* 35, 36.
 Mülleria 259.
Agelas schmidtii 398.
agilis, *Podarke* 185.
agonus, *Lambrus* 79.
Aiptasia 354, 357.
 annulata 329, 355, 357, 358, 372, 374.
 solifera 355, 357, 358.
 tagetes 355.
Aiptasia 329, 354.
alata, *Arctidea* 202.
albicans, *Cycopoda* 6.
 Cycopoda 6.
alboinfectus, *Lineus* 225, 228.
albonasus, *Lineus* 227.
Albunea gibbesii 139.
 oxyophthalma 139.
 symnista 139.
alcicornis, *Millepora* 291, 318.
Alcirona hirsuta 169, 170.
Alcironide 164, 169.
Aleyonacea 269.
Aleyonaria 268, 269, 324, 330.
Aleyonide 269, 270.
Aleyonium 270.
Alemo seychellensis 388.
Alcidæ 328, 351.
Alphéens 104.
Alpheidæ 4, 91, 101.
Alpheine 104.
Alpheus 104, 105.
 armatus 105, 108.
 bermudensis 107.
Alpheus candei 105.
 crustifrons 105, 106.
 dentipes 105.
 floridanus 105, 107.
 formosus 105, 106.
 heterochelis 105, 107.
 intrinsecus 109.
 macrocheles 105, 106.
 megacheles 105.
 minus 107, 109.
 neptunus 110.
 obeso-manus 106.
 packardii 105, 107.
 poeyi 106.
 præcox 109.
 rostratipes 105, 108.
 sauleyi 109.
 var. brevicarpus 109.
 longicarpus 110.
 streptochirus 106.
 transverso-dactylus 105.
 tridentulatus 109.
alternata, *Luidia* 236.
alternatus, *Paliurus* 12.
amaranthus, *Pachychalina* 391.
 Phorbis 391.
Amathia hystrix 62.
americana, *Anchistia* 121.
 Ethusa 89.
 Ethusa mascarone 89.
 Phyllangia 299.
 Renilla 279.
americanum, *Gnathophyllum* 126.
americanus, *Arctus* 97.
 Cerianthus 329, 330.
 Chlorodius 27.
 Eupanopeus 28, 29.
 Leptodius 27.
 Panopeus 29.
 Parapenæus 101, 102.
 Perichimenes 121.
 Scyllarus 97.
Ammodiscus incertus 416.
Ammothæa 271.
Ammotrypane fimbriata 207.
amœna, *Porcellana* 135.
amœnus, *Petrolisthes* 135.
Ampharetidæ 206.
Ampheteles nasuta 206.
Amphitetidæ 206.
Amphiphaps 275.
Amphimedon arborescens 392.
Amphiodia planispina 241, 247.
 pulchella 241, 248.
 trisel 241, 248.
Amphinome microcarunculata 194.
Amphinomidæ 194.
Amphipolus stearnsii 241, 248.
Amphipholis goessii 241, 247.
 gracillima 251.
 limba 241, 247.
 subtilis 241, 247.
Amphipsila fulva 245.
 maculata 245.
Amphistegina lessonii 416.
Amphura bihamula 241, 247.
 hexupsa 241, 247.
 stimpsoni 241, 247.
Anamathia hystrix 62.
ananas, *Explanaria* 303.
 Fava 303.

- ananas, Madrepora 303.
 Parastreia 303.
 Anasimus 52, 58.
 fugax 59.
 Anatriene 379.
 Anchistia americana 121.
 Ancorina aptos 388.
 fibrosa 385.
 anemone, Actinia 366, 367.
 Discosoma 365, 366.
 Homostichanthus 365, 366, 367.
 anguiculus, Gorgonia 284.
 angularis, Miliolina 416.
 angulata, Ophiothrix 240, 244, 268.
 angustifrons, Pisosoma 135.
 Anilocra laticauda 172.
 anisodon, Othonia 77.
 Pitho 77, 78.
 annularis, Astrea 301.
 Heliastraea 301.
 Madrepora 301.
 Orbicella 301.
 annulata, Actinia 355.
 Aiptasia 329, 356, 357, 358, 372, 374.
 Astroporpa 241, 251.
 Dysactis 355.
 Vermilia 210.
 annulifilis, Terebella 205.
 anomala, Aplysina 377, 407.
 anomala, Madrepora 312.
 anomalini, Brachyura 131.
 Maerura 131.
 Anomalina ariminensis 416.
 Anomura 131.
 Antedon hagenii 235.
 antellarum, Diplobdella 219.
 Anthelia 270.
 Anthemiphyllia patera 311.
 Antheopsis 364.
 Anthias 141.
 Anthogorgia 275.
 Anthomastus 270.
 Anthomuricea 275.
 Anthostoma laticapitata 203.
 ramosum 203.
 Anthomastus 270.
 Anthopodium 270.
 Anthoptilidae 271.
 Anthothela 273.
 Anthozoa 292, 325.
 Anthropleura 347.
 granulifera 348, 350.
 antillensis, Astropecten 236.
 Cerebratulus 225, 227.
 Clibanarius 142.
 Dromidia 132.
 Eupolia 226.
 Ophioblenna 251.
 antillensis, Bunodeopsis 351.
 Antimedia duchassaingii 336.
 tuberculata 336.
 Antipatharia 324, 325.
 Antipathes tristis 287.
 Anuroidea 168.
 Anuropus branchiatus 168.
 Aplysina 406.
 crassa 409.
 fenestrata 408.
 flagelliformis 406.
 flagelliformis var. anomala 377, 407.
 fragilis 408.
 hirsuta 409.
 Aplysiniidae 406.
 Apocremnus septemspinus 54.
 appressa, Ophiura 240, 242.
 Apsendes espinosus 164.
 Apsendidae 163, 164.
 Arabella opalina 199.
 Araña del mar 53.
 Aratus 15, 17.
 pisonii 17.
 arborecens, Amphimedon 392.
 arbuscula, Caryophyllia 298.
 Cladocora 296, 298, 354.
 Arcus americanus 97.
 gundlachi 97.
 arcuata, Hypocoencha 133.
 Arcuatus 44, 50.
 cribrarius 50.
 arenaria, Oeypode 6.
 areola, Maandra 305.
 areolata, Madrepora 305.
 Maandrina 305.
 Manicina 291, 295, 296, 297, 305.
 Pachyhalina 392.
 areolatus, Panopeus 29.
 argus, Palinurus 98.
 Panulirus 98.
 Aricia cirrata 201.
 Aricidea alata 202.
 Ariciidae 201.
 ariminensis, Anomalina 416.
 armata, Porcellana 133.
 armatus, Alpheus 105, 108.
 Axius 96.
 Petrolisthes 133.
 Arrow Crab 53.
 arroyensis, Nereis 193.
 articularia, Eunice 196.
 articulata, Eunice 196.
 articulatus, Astropecten 238.
 aspera, Acanthogorgia 281.
 Thoe 63.
 usperrima, Echinocucumis 256, 257.
 asperula, Axhelia 291, 294.
 Madracis 294.
 Aspidochirotae 259.
 Astacus jamaicensis 123.
 Aster 379.
 Asteractis 342, 343, 344, 346.
 bradleyi 346.
 conquilega 346.
 expansa 329, 343, 345, 346, 366, 370,
 372, 373.
 foscullifera 346.
 formosa 346.
 Asterias 141.
 tenuispina 238.
 Asterina 238.
 foliata 237.
 minuta 238.
 Asteroides 236, 260, 261, 262.
 Asthenosoma hystrix 252, 253.
 Astrea astroites 309.
 barbadensis 301.
 radians 309.
 siderea 309.
 tricophylla 309.
 astreoides, Madrepora 317.
 Porites 317.
 Astrangia 298.
 astreiformis 291, 299, 300.
 danae 299.
 expansa 299.
 granulata 298, 299.
 harrisii 299.
 lineata 299.
 ludoviciana 299.
 marylandica 299.
 michelini 299.
 neglecta 298, 299.
 phyllangoides 299.
 rathbuni 299.
 solitaria 291, 298, 299.
 wilcoxensis 299.
 Astrangiidae 298, 300.
 Astrea annularis 301.
 galuxea 309.
 siderea 309.
 astreiformis, Astrangia 291, 299, 300.
 astreoides, Porites 291.
 Astrogorgia 275.
 astroides, Porites 317.
 astroites, Astrea 309.
 Madrepora 309.
 Astropecten antillensis 236.
 articulatus 238.
 duplicatus 236.
 Astrophyton 251.
 Astroporpa annulata 241, 251.
 Astroschema oligactes 241, 251.
 atlantica, Coralliocaris 122.
 atropos, Moira 255.
 Atya 118, 119, 120.
 bisulcata 120.
 scabra 119.
 Atyidae 91, 118, 120.
 Atyoida 119, 120.
 bisulcata 120.
 potimirim 120.
 Atys scaber 119.
 augustata, Calappa 86.
- Aulactinia 347.
 granulifera 348.
 stelloides 347, 352.
 aurantiaca, Cladochalina 393.
 Pachyhalina 393.
 Aureliania 364.
 Aurelianiidae 364, 365.
 auricoma, Pectinaria 206.
 auricula, Mammillifera 332.
 Zoanthus 332.
 auriculata, Eunice 196.
 Automate 104, 112.
 dolichognatha 112.
 evermanni 112.
 Axhelia 294.
 asperula 291, 294.
 decactis 295.
 mirabilis 291, 295.
 myriaster 294.
 Axilidae 91, 95.
 Axinella reticulata 400.
 Axinellidae 399.
 Axius 95.
 armatus 96.
 defensus 95, 96.
 inæqualis 95, 96.
 Axohelia mirabilis 295.
 myriaster 295.
 schrammi 295.
 bahamensis, Cancer 140.
 Petrochirus 140, 359.
 bairdii, Cycloë 85.
 Nereis 193.
 Balanidae 179, 180.
 Balanus 180.
 Barathrobius 271.
 barbadensis, Astrea 301.
 Remipes 138.
 barbata, Frevillea 9.
 Bartholomea 354.
 solifera 355, 358.
 Bathyactis symmetrica 311.
 Bathygorgia 274.
 Batrachonotus 52, 56, 57.
 brasiliensis 57.
 fragosus 57.
 Bebyrce 275.
 belgica, Pectinaria 206.
 bella, Coenangia 299.
 Bellonella 270.
 bermudensis, Alpheus 107.
 Eupanopeus 28, 29.
 Nika 104.
 Panopeus 29.
 bernhardus, Pagurus 138.
 berteriana, Caryophyllia 291, 292.
 Bhawania goodii 195.
 bicarinata, Lissa 64.
 bicolor, Actinia 359, 363.
 Calliactis 359.
 bicornis, Miliolina 416.
 bicornuta, Pisa 72.
 bicornutus, Microphrys 71, 72.
 bidentata, Ophiacantha 240, 249.
 bifrons, Squilla 160.
 bifrons, Actea 33, 34.
 bilamula, Amphiura 241, 247.
 bilabiata, Lumbriconereis 199.
 bilobata, Lysidice 200.
 Biloculina bulloides 416.
 levis 416.
 bipinnata, Gorgonia 287.
 Pterogorgia 287.
 bisulcata, Atya 120.
 Atyoida 120.
 bispinosus, Cronius 51.
 Bithynia 123.
 acanthurus 123.
 jamaicensis 123.
 olfersii 123, 124.
 savignyi 123, 124.
 bituberculatus, Epiplatys 60.
 blakiana, Eucinetops 55.
 blanchardi, Hirudinaria 213, 214, 220.
 bocourti, Callinectes 47, 49.
 Boseia sinuatifrons 23.
 Brachycarpus savignyi 124.
 Brachycneminae 329, 330, 331.
 Brachyura 3, 5, 131.
 anomalia 131.
 bradleyi, Asteractis 346.

- branchiata, Polynoe 186.
 branchiatus, Anuropus 168.
 Branchiropus 166, 167.
 littoralis 166, 168.
 branneri, Glypturus 93.
 Porites 317.
 brasiliensis, Batrachonotus 57.
 Meandrina 297.
 Peneus 100.
 Pilumnus 88, 40, 41.
 brevicarpus, Alpheus sauleyi 109.
 brevicauda, Ophiura 240.
 brevis, Nididion 200.
 brevisetosa, Polynoe 186.
 brevispina, Ophiura 240, 242.
 Briareidae 272, 273.
 Briareinae 272.
 Briareum 273.
 Brissopsis 255.
 lyrifera 252, 254, 255.
 Brissus unicolor 255.
 Brittle-stars 239.
 brucei, Tedania 395.
 bucculenta, Millolina 416.
 bulloides, Biloculina 416.
 Globigerina 416.
 Bunodactidae 329, 344, 347-351, 352.
 Bunodactis 347, 351.
 Bunodella 347.
 Bunodeopsis 328.
 antillensis 351.
 Bunodes 347.
 gemmacea 347.
 teniatus 348, 350.
 thallia 349, 350.
 verrucosus 347, 354.
 Bunodidae 347.
 Bunodosoma 328, 348.
 granulifera 329, 344, 348, 350, 352,
 372, 373.
 sphaerulata 323, 329, 344, 350, 366, 372,
 373, 374.
 Buragina 23.
 burmudensis, Cymodocea 173.
 Buruquina 23.
 celata, Pericera 73.
 Pericera cornuta 73.
 Cacospongia spongeliiformis 403.
 Celoria 306.
 caespitosa, Cladocora 298.
 caletti, Agaricia 291, 311.
 Mycedium 311.
 Calappa 84.
 augustata 86.
 flammea 84.
 galloides 85.
 gallus 84, 85.
 marmorata 84.
 sulcata 84, 85.
 Calappidae 5, 84.
 Calcareia 382.
 Calcinus sulcatus 141.
 Calligorina 275.
 Callinectis 358, 359, 361, 363.
 bicolor 359.
 decorata 359.
 egeletes 359.
 miriam 361.
 polypus 359, 361.
 tricolor 329, 358, 359, 361, 372, 374.
 Callinassa 91, 92.
 grandimana 94.
 longiventris 92.
 marginata 92.
 minima 92.
 Callianassidae 91.
 Callinacidae 91, 94.
 mucronata 94.
 typa 94.
 Callianassa 94.
 Callinectes 44, 47.
 bocourti 47, 49.
 danne 47, 48.
 exasperatus 47, 49.
 larvatus 48.
 marginatus 47, 48.
 ornatus 47, 48.
 sapidus acutidens 47.
 tumidus 49.
 Callipodium 270.
 Callisea 94.
 Callisys 274.
 Callistopbanus 277.
 Callozostrinae 272.
 Callozostron 275.
 Calypterinus 275.
 Calyptrophora 275.
 Calyptrophorinae 272.
 Caminus sphaeroconia 386.
 canaliculata, Processa, 104.
 Cancer acanthus 34.
 aculeatus 66.
 bahamensis 140.
 corallinus 25.
 cordatus 14.
 cornudo 73.
 coronatus 71.
 coryphe 71.
 depressa 19.
 erythropus 132.
 flammea 84.
 forceps 50.
 furcatus 73.
 gallus 85.
 gonagra 42.
 grapsus 16.
 heros 61.
 hispidus 67.
 jamaicensis 123.
 limosa 41.
 lobata 26.
 marinus chelis rubris 132.
 mirabilis 78.
 parvulus 27.
 planissimus 19.
 princeps 86.
 punctata 87.
 rumphii 87.
 sabulosa 133.
 sagittarius 63.
 scopetarius 142.
 spectabilis 23.
 Caneroidea 23.
 canel, Alpheus 105.
 Capitellidae 197, 206.
 captiva, Holothuria 256, 257.
 Cardisoma 14.
 gambum 15.
 caribaea, Palythoa 329, 331, 341, 372, 373.
 caribaeorum, Palythoa 341.
 caribaea, Micropanope 31.
 caribbaeus, Eurypanopeus 31.
 Hexapanopeus 30, 31.
 caribaea, Pectinia 296.
 cariboum, Siphonostomum 208.
 Caridea 91, 104.
 Caridina 120.
 carinata, Leptocheila 127.
 Carnosa 386.
 carolinense, Tozeuma 114.
 carolinensis, Othonia 78.
 Speocarcinus 11.
 carolinus, Palamonetes 126.
 Carpius 24.
 corallinus 25.
 carteri, Periclarus 382.
 carunculata, Hermodice 194.
 Caryophyllia 292.
 arbuscula 298.
 berteriana 291, 292.
 formosa 292.
 solitaria 298.
 Caryophyllidae 292.
 Cassis 359.
 Castalia longicirrata 185.
 mutillata 185.
 Catometopa 5, 32.
 caudata, Cilicea 172.
 cavernosa, Orbicella 300.
 cavernosus, Favites 300.
 Cavernularidae 272.
 Cenobita diogenes 139.
 Ceratosidinae 272.
 Ceratopsis 274.
 Cerebratulus 225, 229.
 antillensis 225, 227.
 crassus 225.
 cerebriformis, Diploria 306.
 Cereus cruekeri 368.
 lessoni 348.
 sol 350.
 Ceriantharia 324, 325, 329, 330.
 Cerianthera 323, 324.
 Cerianthidae 329.
 Cerianthus 323, 329, 331.
 americanus 329, 330.
 Ceriantipatharia 325.
 Chaetopteridae 205.
 Chalina rubens 392.
 Chalininae 390.
 Chalinopsilla pilosa 401.
 Charybdcella 44, 51.
 rubra 51.
 tumidula 51.
 Chasmodonacrinus 6, 9.
 cylindricus 10.
 Chela 379.
 Chelifera 163, 164.
 Chiaster 379.
 chiragra, Gonodactylus 152, 153, 160.
 Chiridota rotifera 259.
 Chironophthya 271.
 Chlacia euglochis 194.
 Chloromidae 208.
 Chlorodiella 24, 36.
 longimana 36.
 Chlorodius 36.
 americanus 27.
 dispar 25.
 floridanus 27.
 longimanus 36.
 Choanosomal 379.
 Choanosome 379.
 Chondactininae 354.
 Chondrilla nucula 386.
 Chondrosidae 386.
 Chord 379.
 Chorinus 52, 61.
 heros 61.
 Choristida 383.
 Chrotella minuta 383.
 Chrysochoria 274.
 desbonni 281.
 Chrysochorinae 272.
 Chrysoptellidae 195.
 Chrysotribuloides 252.
 ciliata, Pseudosquilla 151, 153, 154, 155.
 Squilla 154.
 Cilicea caudata 172.
 cincta, Hoplophoria 342.
 cinctimanus, Mithrax 65, 70.
 cinerea, Ophiura 240, 242.
 Sesarma 18.
 cingulata, Clymene 207.
 circularis, Millolina 416.
 Cirolana mayana 166.
 obtruncata 166, 167.
 parva 166, 167.
 Cirolanidae 164, 166, 168.
 cirrata, Aricia 201.
 Clymene 207.
 Cirratulidae 204.
 Cirratulus 204.
 elongatus 204.
 melacanthus 204.
 nigromaculata 204.
 Cirripedia 179.
 Clistenides gouldii 206.
 Cladochalina aurantiaca 393.
 Cladocora 298.
 arbuscula 291, 298, 354.
 caespitosa 298.
 debilis 291, 298.
 parvistella 298.
 tripedalis 298.
 Cladome 379.
 Cladus 379.
 claperedii, Phyllocheilopterus 205.
 Clathraria 273.
 clathrata, Clathria 397.
 Hircinia 402.
 Luidia 237.
 Clathria 397.
 clathrata 397.
 jugosa 397.
 clavaria, Porites 314.
 Clavularia 270.
 riisei 273.
 Clavulina eocena 416.
 parisiensis 416.
 Cleantis planicauda 174.
 Clematissa 275.
 Clibanarius antillensis 142.

- Clibanarius formosus 142.
 scolopetarius 142.
 tricolor 142.
 clivosa, Platygrya 306.
 Clymene cingulata 207.
 cirrata 207.
 torquatus 207.
 Clymenella torquata 207.
 Clypeaster subdepressus 255.
 Clythrocerus 89, 90.
 nitida 90.
 perpusillus 90.
 Cnidaria 325.
 coarctata, Favia 303.
 celata, Pericera 73.
 Stenocionops furcata 73.
 Cœlogorgia 270.
 cœloptychioides, Margaritella 382.
 Cœloria 305.
 forskuiana 305.
 labyrinthiformis 305.
 Cenangia bella 299.
 collegniana, Porites 317.
 Collenchyma 379.
 Collodes 52, 55, 56, 57.
 inermis 56.
 levis 56.
 Comatulæ 235.
 communis, Pseuderichthys 156.
 Pseudosquilla 156.
 complanata, Eurythoe 194.
 Syllis 183.
 concava, Cryptopodia 82.
 concavum, Macrocoeloma 73, 75.
 Conchodytes 122.
 conferta, Favia 304.
 confertus, Paracalyptus 292.
 conglomeratus, Porites 317.
 Conocyathus 312.
 conquilega, Astartis 346.
 constrictus, Parapenæus 101.
 Penæus 101.
 Conulus 379.
 Coppatis solidissima 387.
 Coppatis 387.
 Corallana tricornis 169.
 Corallanidæ 164, 169.
 Corallidæ 272, 274.
 coralligenes, Hoplophoria 342.
 Lebrunia 325.
 corallinus, Cancer 25.
 Carpillus 25.
 Coralliocaris 120, 122.
 atlantica 122.
 Corallium 274.
 poris stellatis 314.
 cordatus, Cancer 14.
 Ucidus 14.
 cornudo, Cancer 73.
 Pericera 73.
 Cornularia 270.
 Cornulariæ 269.
 Cornulariella 270.
 Cornulariæ 270.
 cornuta, Pericera 73, 360, 363.
 coronatus, Cancer 71.
 Mithrax 71.
 Mithrax 71.
 Cortex 379.
 Corynactis 328.
 coryphe, Cancer 71.
 Mithrax 65, 71.
 Cosmoporites laevigata 317.
 costata, Cyphastrea 301, 302.
 couchii, Nika 104.
 Crabs 5.
 Arrow 53.
 Fiddler 6.
 Fresh-water 23.
 Ghost 6.
 Land 13, 16.
 Mangrove 15, 17.
 Mud 28.
 Oyster 20.
 Sand 6.
 True 3.
 Cradactis 342.
 crassa, Aplysina 409.
 Dendrospongia 409.
 Eunicea 283.
 crassa, Gorgonia 285.
 Meandrina 306.
 Plexaura 285.
 crassibranchiatus, Thelepus 206.
 crassicornis, Urticina 358.
 crassispina, Echinaster 238.
 crassus, Cerebratulus 225.
 Drepanophorus 225.
 crenulata, Siderastrea 309.
 cribrarius, Arenæus 50.
 Portunus 50.
 Cribrina 347.
 crinita, Notopygos 194.
 Crinoidea 235.
 crispata, "Diaseris" 291.
 crispata, Manicina 305.
 Cristellaria cultrata 416.
 gibba 416.
 cristulifrons, Alpheus 105, 106.
 cristulipes, Hemus 63.
 Cronius bispinosus 51.
 ruber 51.
 crucifer, Cereus 368.
 Phymanthus 329, 368, 370, 372.
 crucifera, Actinia 368.
 Epicystis 368, 370.
 cruentata, Goniopsis 15.
 erentatus, Grapsus 15.
 crustata, Solanderia 280.
 Cryptopodia 79, 82.
 concava 82.
 granulata 83.
 Cryptosoma 85.
 Crystallophanes 270.
 Ctenocella 277.
 Ctenophyllia 295.
 meandrites 296.
 profunda 296, 297.
 quadrata 296.
 cubensis, Epilobocera 23.
 Hippa 138.
 Pagurus 142.
 Remipes 138.
 cucullata, Mycedia 310.
 Madrepora 310.
 cucullatum, Mycedium 310.
 Cucumaria 260.
 punctata 259.
 culebra, Eunice 197.
 culebra, Philoscia 176.
 cultrata, Cristellaria 416.
 curacaoense, Sesarma 18.
 curtum, Tæniosoma 226.
 cuspidata, Hirenia 377.
 Cyathoceras portoricensis 291, 293.
 Cyathopodium 270.
 Cycloporippe granulata 90.
 nitida 90.
 plana 90.
 Cycloës 84, 85.
 bairdii 85.
 Cyclograpsus 15, 18.
 integer 18.
 Cyclois bairdii 85.
 Cyclometopa 5, 23.
 Cyclophynchus 113.
 Cycloxanthops 24, 27.
 denticulatus 27.
 Cycloxanthus 27.
 cylindricus, Chasmocarcinus 10.
 cylindrus, Dendrogyra 306.
 Cymodocea burmudensis 173.
 Cymopollia 12.
 sica 13.
 Cymothoidæ 164, 172.
 Cyphastrea costata 301, 302.
 oblita 301.
 Cystiactis eugenia 350, 351.
 tuberculosa 351.
 danae, Astrangia 299.
 Callinectes 47, 48.
 Pectinia 297.
 danai, Manicina 305.
 Danielsenia 277.
 Dasybranchus lunulatus 206.
 rectus 207.
 umbrinus 206.
 Dasychone ponce 209.
 Dasygorgia 274.
 Dasygorgidæ 272, 274.
 dasypodus, Pilumnus 38, 40.
 debilis, Acanthonyx 60.
 Cladocora 291, 298.
 decactis, Axhelia 295.
 decemspinosus, Solenolambrus 81, 82.
 decora, Macrobdella 214.
 decorata, Calliactis 359.
 decorus, Pentacrinus 235.
 dedalea, Meandrina 306.
 defensus, Axius 95, 96.
 de filippii, Paracalyptus 291, 292.
 delineaata, Eupollia 226.
 Pollia 226.
 Tæniosoma 226.
 delineaatum, Tæniosoma 225, 226.
 Deltocalyptus italicus 291, 293.
 Demospongia 383.
 Dendrochirotæ 259.
 Dendrogyra cylindrus 306.
 Dendromellidæ 342.
 Dendrospongia crassa 409.
 densipedes, Holothuria 256, 257.
 denticulata, Eunice 196.
 denticulatus, Cycloxanthops 27.
 Xantho 27.
 dentipes, Alpheus 105.
 depressa, Cancer 19.
 Panoplax 12.
 Plagusia 19.
 depressifrons, Achelous 44, 45.
 Portunus, 44, 45.
 depressus, Mithrax 65, 68.
 Paguristes 132, 143, 144.
 Dermal membrane 379.
 desbonni, Chrysogorgia 281.
 Desma 379.
 Desmacidonidæ 396.
 Deterocladus 379.
 diacantha, Lupa 48, 49.
 Pericera 74.
 diacanthum, Macrocoeloma 73, 74.
 Diactinal 379.
 Diadema setosum 252, 253.
 "Diaseris" crispata 291.
 Dichococenia 301.
 porcata 303.
 stokesi 303.
 dichotoma, Gorgonia 285.
 Plexaurella 285.
 Diehtrichæ 379.
 diffusa, Ocellina 291, 294.
 digitata, Reniera 395.
 digueti, Paguristes 145.
 dilatatus, Epialtus 60.
 diogenes, Cenobita 139.
 Pagurus 139.
 Diopatra 198.
 diplacantha, Pericera 74.
 diplacanthum, Macrocoeloma 73, 74.
 Diplactis 342.
 Diplobdella antellarum 219.
 Diploria 306.
 cerebriformis 306.
 labyrinthiformis 295.
 dipsacea, Isophyllia 326.
 Diptychus unciifer 148.
 discolor, Tæniosoma 225, 226.
 Discosoma 364.
 an mone 365, 366.
 hellianthus 365, 366.
 nummiforme 364.
 Discosomidæ 364.
 dispar, Chlorodius 25.
 Leptodius 25.
 Liomera 25.
 Ophiactis 246.
 Dissodactylus 20, 21, 22.
 encopel 22.
 mellitæ 22.
 nitidus 22.
 disticha, Pectinia 297.
 distinguendus, Pseuderichthys 156.
 dolleognatha, Automate 112.
 Domecia 24, 43.
 hispida 43.
 domestica, Pontonia 122.
 Dorippidæ 5, 89.
 Dorocladus papillata 252.
 dorsalis, Lithotrya 179.
 Sicyonia 103.

- Drepanophorus crassus 225.
 Drifa 271.
 Drino 126.
 Dromia 132, 133.
 cyrthropus 132.
 lator 132.
 Dromias 131.
 Dromidia antillensis 132.
 dubia, Globigerina 416.
 Ophionereis 240, 248.
 duchassaingii, Antimedia 336.
 Isaurus 329, 336, 372, 373.
 duerdeni, Homostichanthus 365, 367.
 duplex, Orbitolites 416.
 duplicatus, Astropecten 236.
 Duva 271.
 Dynamene nodulosa 173.
 perforata 173.
 Dysactis annulata 355.
 Eballa 86, 87.
 stimpsonii 87.
 eburneum elegans, Ophiomusium 240.
 Ecactine 379.
 ecarinata, Aega 171.
 Echinanthus rosaceus 252, 254.
 Echinaster crassispina 238.
 spinosus 238.
 echinata, Ophiocoma 240, 245, 263.
 Echinocucumis asperrima 256, 257.
 Echinogorgia 275.
 Echinoldea 252, 260, 261, 262, 263.
 Echinometra subangularis 252, 253, 263.
 viridis 252, 253.
 Echinomuricea 275.
 Echinoneus semilunaris 255.
 Echinophilus 21, 22.
 mellitae 22.
 Echinopora franki 301, 302.
 Ectosome 379.
 Ectyoninae 396.
 edulis, Nika 104.
 Edwardsiae 324.
 egletes, Adamsia 359.
 Calliactis 359.
 Elasmogorgia 275.
 elegans, Actinoporus 364.
 Ophirolepis 240, 242.
 Ophiomusium eburneum 243.
 Pectina 269, 297.
 Protulides 209.
 elephantotus, Agaricia 291, 310.
 Madrepora 310.
 Mycedium 310.
 elevatus, Spelaeophorus 88.
 Ellisella 277.
 elongata, Hippolyte 118.
 Xiphocaris 118.
 elongatus, Cirratalus 204.
 emarginata, Encope 22, 255.
 emarginatus, Acanthonyx 60.
 Emerita 133, 139.
 talpoida 138.
 emerita, Hippa 138.
 empusa, Squilla 160.
 Encope emarginata 22, 255.
 michelini 255.
 encopei, Dissodactylus 22.
 Engydomaria 76.
 ensiferus, Hippolyte 114.
 Latreutes 114.
 Epialtus 52, 59.
 bituberculatus 60.
 dilatus 60.
 longirostris 60.
 minimus 60.
 sulcirostris 60.
 Epiactis crucifera 368, 370.
 osculifera 368.
 Epigonactis 347.
 Epilobocera cubensis 23.
 sinuatifrons 23.
 Epizoanthus 331.
 Eriochthys 154.
 Eriphia 24, 42.
 gonagra 42.
 Erythropodium 270.
 erythropus, Cancer 132.
 Dromia 132.
 Esactine 379.
 esculenta, Hipponoc 252, 254.
 espinosus, Apsudes 164.
 Ethusa americana 89.
 masearone americana 89.
 Euaster 379.
 Eucerninus praelongus 138.
 Euchalinopsis rubens 392.
 Eucinetops 62, 55.
 blakiana 55.
 Eucratodes 24, 35.
 agassizii 35, 36.
 Eucratoplax spinidentata 11.
 Eucratopsis 6, 11.
 spinidentata 11.
 eugenia, Cystiactis 350, 351.
 euglochis, Chlocea 194.
 Eugorgia 277.
 Eulalia quinquelineata 192.
 Eulepis 189.
 fimbriata 190.
 haemifera 189.
 splendida 189, 190.
 Eumadrepora 312.
 Eumuricea 275.
 Eunephrops 98.
 Eunephthya 271.
 Eunice 195, 198.
 articula 196.
 articulata 196.
 auriculata 196.
 culebra 197.
 denticulata 196.
 fucata 196.
 ornata 195.
 rubra 197.
 siciliensis 196.
 violacea-maculata 196.
 Eunicea 276, 287.
 crassa 283.
 furcata 284.
 laxispina 283.
 lugubris 283.
 mammosa 283.
 multicauda 285.
 rousseaui 283.
 turgida 283.
 Eunicella 276.
 Eunicidae 195.
 Eupanopeus 24, 28, 30, 41.
 americanus 28, 29.
 bermudensis 28, 29.
 hartii 28, 29.
 herbstii 28, 29.
 occidentalis 28, 29.
 Euphrosyne triloba 194.
 Euplexaura 276.
 Eupolia antillensis 226.
 delineata 226.
 Eupomatus parvus 210.
 uncinatus 210.
 Euprognatha 52, 57, 58.
 gracllipex 58.
 rastellifera 58.
 rastellifera spinosa 58.
 Eurydice 167, 168.
 Eurypanopeus 24, 30, 35, 41.
 abbreviatus 30.
 carribbaeus 31.
 parvulus 30.
 Euryplax 6, 8.
 nitida 8.
 Eurythoe complanata 194.
 Eurytium 24, 41.
 limosum 41.
 Eusmilidae 295, 300.
 Euspongia officinalis 402.
 eutheca, Macrocoloma 75.
 Evactis 347.
 evermanni, Automate 112.
 Munida 146.
 exasperata, Lupen 49.
 exasperatus, Callinectes 47, 49.
 exotica, Ligia 175.
 expansa, Asteractis 329, 343, 345, 346,
 366, 370, 372, 373.
 Astrangia 299.
 Explanaria ananus 303.
 Fallacia proctochona 184.
 fasciatus, Hepatus 86.
 fasciculata, Oulactis 346.
 fasciolaria tulipa 359.
 fasciolatum, Gnathophyllum 126.
 austinus, Palamon 124.
 faveolata, Madrepora 301.
 Favia 301, 302, 303.
 ananas 303.
 concolorata 303.
 conferta 304.
 fragum 291, 303, 326.
 gravida 304.
 incerta 303.
 leptophylla 304.
 uva 303.
 Faviae 300.
 Favites 301, 302.
 cavernosus 300.
 favites, Madrepora 300.
 favosa, Madrepora 301.
 fenestrata, Aplysina 408.
 Spongia 408.
 fibrosa, Ancorina 385.
 Pilochrota 377, 385.
 Fiddler Crab 6.
 Filament 379.
 filograna, Meandrina 306.
 fimbriata, Aminotrypane 207.
 Eulepis 190.
 fissurus, Parapeneus 102.
 Flabellifera 164, 166.
 flabellum, Gorgonia 287.
 Rhipidogorgia 287.
 flaccida, Ophiomyxa 241, 251.
 flagelliformis, Aplysina 377, 406, 407.
 Hircinia 406.
 flammae, Calappa 84.
 Cancer 84.
 flexuosa, Amphipura 241, 247.
 Lissogorgia 283.
 Muricea 283.
 Plexaura 284.
 florida, Ricordea 363.
 floridana, Leptogorgia 286.
 Lumbriconereis 198.
 Phyllangia 299.
 floridanus, Alpheus 105, 107.
 Chlorodius 27.
 Leptodius 27.
 Pillumnus 38, 40.
 Thor 116.
 flosculifera, Actinactis 346.
 Actinia 346.
 Asteractis 346.
 Oulactis 346.
 flos-marinus, Zoanthus 332, 333.
 foetida, Hircinia 377, 406.
 foetidus, Sarcotrogus 406.
 foliolina peltata 390.
 foliosa, Oulactis 346.
 folium, Asterina 237.
 forceps, Cancer 60.
 Lupa 50.
 Lupella 50.
 Mithraculus 70.
 Mithrax 65, 70.
 Palemone 123.
 formosa, Asteractis 346.
 Caryophyllia 292.
 formosus, Alpheus 105, 106.
 Clibanarius 142.
 forsckelana, Coeloria 305.
 fragilis, Aplysina 408.
 Leptoria 306, 308.
 Mycedia 310.
 Spongelia 410.
 fragosus, Batrachonotus 57.
 fragum, Favia 291, 303, 326.
 Madrepora 303.
 Parastreia 303.
 franki, Echinopora 301, 302.
 Fresh-water Crabs 23.
 Frevillea barbata 9.
 quadridentata 9.
 fugax, Anasimus 59.
 fulgens, Zoroaster 237.
 Fulla 271.
 fulva, Amphipsila 245.
 Ophiopsila 241, 245.
 Fungia symmetrica 311.
 Funiculinidae 271.
 furcata, Eunicea 284.
 Eunice 196.
 Stenoclonops 73.
 furcatus, Cancer 73.
 fusca, Gemmaria 339.

- galaxea, *Astrea* 309.
Siderastrea 309.
Siderina 309.
galloides, *Calappa* 85.
gallus, *Calappa* 84, 85.
Cancer 85.
Gecarcinidae 5, 13, 14.
Gecarcinus lateralis 14.
Gelasimus 6.
mordax 7.
rapax 7.
vocator 6.
gemmacea, *Bunodes* 347.
Gemmaria 331, 338.
fusca 339.
swiftii 331.
variabilis 331, 338.
gemmatus, *Pilumnus* 38, 39.
Geodiidae 386.
Geograpsus 15, 16.
lividus 16.
Gersemia 271.
Gersemopsis 271.
gibba, *Cristellaria* 416.
gibbesii, *Albunea* 139.
gigas, *Strombus* 140.
Ghost Crab 6.
glaberima, *Holothuria* 256, 258.
glabra, *Ophialcea* 241, 249.
Pisosoma 135.
Stylaroides 208.
glabrous, *Gonodactylus* 153.
Globigerina bulloides 416.
dubia 416.
sacculifera 416.
Globigerinidae 416.
globosa, *Siderastrea* 309.
globulariformis, *Pileolarota* 377, 385.
globulifera, *Viatrrix* 351.
Glycera abrauchiata 200.
tesselata 201.
Glyceridae 200.
Glyptoplax 24, 32.
pusilla 33.
Glypturus 91, 93.
acanthochirus 93, 94.
branneri 93.
grandimanus 94.
Gnathophyllidae 91, 126.
Gnathophyllinae 126.
Gnathophyllum americanum 126.
fasciolatum 126.
pallidum 126.
zebra 126.
goesii, *Amphipholis* 241, 247.
Ophiothyreus 240, 243.
gonagra, Cancer 42.
Eriphia 42.
Gonerichthys 151.
Goniada gracilis 201.
oculata 201.
Goniastrea 301, 302.
Goniopsis ercentata 15.
Gonodactylus 151.
chiragra 152, 153, 160.
glabrous 153.
cøstedtii 151, 152, 153, 155.
spinosissimus 153.
spinosa 153.
goodii, *Bhawanla* 195.
Gorgonacea 272.
Gorgonella 277.
Gorgonellidae 273, 277.
Gorgonia 277, 287.
acerosa 287.
anguiculus 284.
bipinnata 287.
crassa 285.
dichotoma 285.
flabellum 287.
heteropora 285.
homomalla 285.
laxispica 283.
multicauda 285.
papillosa 283.
porosa 285.
Gorgonidae 273, 277.
Gorgonocephalus 251.
gouldii, *Cistenides* 206.
Pectinaria 206.
gracilipes, *Euprognatha* 58.
gracilis, *Goniada* 201.
Ligia 175.
Metopograpsus 17.
Nereis 193.
Pachygrapsus 17.
gracillima, *Amphipholis* 251.
gramen, *Textularia* 416.
grandimana, *Callianassa* 94.
grandimanus, *Glypturus* 94.
grandis, *Siderastrea* 309.
granulata, *Astrangia* 298, 299.
Cryptopodia 83.
Cyclodorippe 90.
Heterocrypta 83.
granulatus, *Pagurus* 140.
Petrochirus, 140.
granulifera, *Actinia* 347, 348, 368.
Anthropocura 348, 350.
Aulactinia 348.
Bunodes 348.
Bunodosoma 329, 344, 348, 350, 351.
352, 372, 373.
Oulactis 348.
granuliferum, *Megalobrachium* 136.
granulosa, *Hirudo* 213.
Grapsidae 5, 15.
Grapsoida 5.
grapsus, Cancer 16.
Grapsus cruentatus 15, 16.
lividus 16.
transversus 17.
grata, *Spiroculina* 416.
gravida, *Favia* 304.
grayi, *Paguristes* 146.
Pontonia 122.
greeleyi, *Pisosoma* 135.
grisea, *Holothuria* 256, 258.
greenlandica, *Pectinaria* 206.
grubei, *Sthenelais* 187.
guadalupensis, *Porites* 317.
guanhumii, *Cardisoma* 15.
guerini, *Pinnateres* 20.
Pinnotheres 20.
guldinii, *Linckia* 237.
Ophidiaster 237.
gundlachi, *Aretus* 97.
Seyllarus 97.
gundlachii, *Porcellana* 133.
guttata, *Ophiura* 251.
Gynosarca 270.
gyrosa, *Matrepora* 295.
Hadromerina 387.
Hæmea 270.
hæmifera, *Eulepis* 189.
Hæmopsis 220, 313.
hagenii, *Antedon* 235.
Halmeldæ 269, 270.
Halcampæe 324.
Hallechondrina 389.
hallichondrioides, *Petrosia* 389.
Harmothoe polytricha 136.
harrisi, *Astrangia* 299.
Hartea 270.
hartii, *Eupanopeus* 28, 29.
Panopeus 29.
Xiphopenus 102.
hebes, *Leptogorgia* 286.
Helianthopsis 364.
helianthus, *Actinia* 365, 366.
Discosoma 365, 366.
Stoichactis 329, 365, 366, 367, 368, 370.
Heliastræa 300.
acropora 301.
abdita 302.
annularis 301.
lamareki 301.
rotulosa 302.
Heliopora 271.
Helioporidae 269, 271.
hemphilli, *Mithrax* 65, 69.
hemphilli, *Hexapanopeus* 30, 31.
Panopeus 31.
Hemus 52, 62.
cristulipes 63.
henshawi, *Ortmannia* 120.
Hepatus fasciatus 86.
princeps 86.
herbstii, *Eupanopeus* 28, 29.
Panopeus 28.
Hermella varians 210.
Hermellidae 210.
Hermodice carunculata 194.
Herophila 274.
heros, Cancer 61.
Chorinus 61.
Hesione pratexta 184.
protochona 184.
vittigera 184.
Hesionidae 184.
Heteractis lucida 355, 357.
Heteranthidae 364.
heterochælis, *Aipheus* 105, 107.
Heterococlea 382.
Heterocrypta 79, 83.
granulata 83.
lapidea 83.
Heterodactylinae 329, 363, 364, 368.
Heterogorgia 275.
heterogyra, *Meandritia* 306.
Heteropora 312.
Gorgonia 285.
Plexaura 285.
Heterorrhaphidae 395.
Hexactinaria 325.
Hexactinellida 382.
Hexactininae 323, 324, 325, 363.
Hexapanopeus 24, 30.
caribbeanus 30, 31.
hemphilli 30, 31.
quinquedentatus 30, 31.
hieroglyphica, *Leptoria* 306.
Hiliana 277.
Hippa 138, 139.
Hippidae 139.
Hippolite elongata 118.
ensiferus 114.
macrocheles 105.
Hippolysmata 113, 115.
intermedia 115, 116.
moorei 115.
Hippolytidae 91, 113.
Hipponoe esculenta 252, 254.
Hippospongia intestinalis 402.
Hircinia 378, 404.
acuta 404.
clathrata 402.
flagelliformis 406.
fetida 406.
fetida var. *cuspidata* 377.
variabilis 405.
Hirudo granulosa 213.
javanica 213.
medicinalis 220.
hirsuta, *Aleirona* 169, 170.
Aplysia 409.
Ophiopristis 240, 250.
Verongia 409.
hirsutipes, *Mithraculus* 70.
hirta, *Paramuricea* 281, 282.
Hirudinaria blanchardi 213, 214, 220.
javanica 213, 214, 215.
Hirudinidae 219, 221.
hispida, *Domecia* 43.
Manicina 305.
hispidus, Cancer 67.
Mithrax 65, 67, 68.
Palæmon 99.
Stenopus 99.
Holaxonia 272.
holderi, *Mithrax* 65, 69.
Holometopus ricordi 18.
Holopus 235.
holosericus, *Pilumnus* 38, 39.
Holothuria captiva 256, 257.
densipedes 256, 257.
glaberrima 256, 258.
grisea 256, 258.
impatiens 256, 258.
mexicana 256, 258.
rathbuni 256, 259.
surinamensis 256, 259.
Holothurians 256.
Holothuroidea 256, 261, 263.
Homaridae 91, 98.
Homarus 98.
Homodactylinae 329, 363, 364.
homomalla, *Gorgonia* 285.
homomalla, *Plexaura* 285.
homoraphis, *Pericharax* 382.
Homoriscus portoricensis 28.
Homorhaphidae 389.
Homostichanthidae 365.

Homostichanthus 364.
 anemone 365, 366, 367.
 dnerdeni 365, 366, 367.
 Hoplophoria cincta 342.
 coralligena 342.
 hyades, Orbicella 302.
 Solenastrea 302.
 Hyas aculeata 77.
 Hydrocorallinae 318.
 Hydrozoa 318, 325.
 Hymenogorgia 277.
 Hypnogorgia 275.
 Hypoconcha arcuata 133.
 sabulosa 133.
 hystrix, Amathia 62.
 Anamathia 62.
 Asthenosoma 252, 253.
 Palaopneustes 252, 254.
 Seyramathia 62.
 Ictlogorgia 273.
 Idoteidae 164, 174.
 impatiens, Holothuria 256, 258.
 impressa, Ophiozona 240, 243.
 Inachoides 52, 59.
 intermedius 59.
 inaequalis, Axius 95, 96.
 incerta, Favia 303.
 Leptocheila 165.
 Porites 317.
 incertus, Ammodiscus 416.
 inermis, Collodes 56.
 insignis, Pagurias 141.
 Vertebrulina 416.
 integer, Cyclograpsus 18.
 intermedia, Hippolymanata 115, 116.
 Squilla 151, 159, 160.
 intermedius, Inachoides 59.
 intestinalis, Hippospongia 402.
 Spongia 402.
 intrinsecus, Alpheus 109.
 investigatoris, Parapeneus 102.
 Iridogorgia 274.
 irregularis, Spongia 410.
 isacanthum, Ophiostigma 240, 249.
 Isaurus 331, 336.
 Quichassaingi 329, 336, 372, 373.
 Isea 94.
 Isida 274.
 Isidella 274.
 Isidina 272.
 Isis 274.
 Isoactinote 379.
 Isocheila 380.
 Isophyllia dipsacea 326.
 Isophyllia 302.
 Isopora muricata 291, 312, 313.
 Isoporidae 312.
 italiens, Deltoceyathus 291, 293.
 jamaicensis, Astacus 123.
 Bithynis 123.
 Cancer 123.
 Palemon 123.
 javanica, Hirudinaria 213, 214, 215.
 Hirudo 213.
 Jousseaumea 104, 111.
 trigona 111.
 jugosa, Clathria 397.
 Jugosus, Petrolisthes 134.
 Juncella 277.
 Keratosa 401.
 Keroides 273.
 Kophobolemon 281.
 Kophobolemonidae 271.
 kroyeri, Penaeus 102.
 Xiphonopsis 102.
 labrosa, Madrepora 312.
 labyrinthica, Madrepora 296, 306.
 Meandrina 306.
 Meandrina 308.
 labyrinthiformis, Celeria 305.
 Diploia 285.
 Meandrina 296.
 Meandrina 306, 308.
 lacteus, Ptilanus 40.
 lactuca, Madrepora 295.
 laevigata, Cosmoporites 317.
 Sicyonia 103.
 laevimanus, longicarpus, Synalpheus 109, 110.
 Mithrax 65, 67.
 parvif, Synalpheus 109.

lavis, Biloculina 416.
 Lagenidae 416.
 Lagostoma reticulata 37.
 lamareki, Heliastrea 301.
 Lambrus 79, 82.
 agonus 79.
 serratus 80.
 lamellosa, Madrepora 296.
 Land crabs 13, 16.
 Lanocina 169.
 lapidea, Heterocrypta 83.
 lappa, Synapta 256, 259.
 larvatus, Callinectes 48.
 latcapitata, Anthostoma 208.
 lateralis, Geacarcinus 14.
 Ocyroda 14.
 lateanda, Anilocra 172.
 later, Dromia 132.
 Latreutes 113, 114.
 ensiferus 114.
 laxispica, Gorgonia 283.
 laxispina, Eunicea 283.
 Leander paulensis 125.
 Lebrunia 342.
 coralligena 326.
 Leiolumbrus 79, 80.
 nitidus 80.
 punctatissimus 81.
 Leiolophus planissimus 19.
 Lepadidae 179.
 Lepidisis 274.
 Lepidocyathus 312.
 Lepidogorgia 274.
 Leptocheila carinata 127.
 serratorifolia 113, 127.
 Leptocheila incerta 165.
 savignii 106.
 leptodaetyla, Uca 6, 7.
 Leptodius 24, 26.
 americanus 27.
 dispar 25.
 floridanus 27.
 Leptogorgia 277, 286.
 floridana 286.
 hebes 286.
 solitaria 285.
 virgulata 287.
 leptophyllia, Favia 304.
 Leptopisa 52, 75.
 scitrostris 75.
 Leptopodia sagittaria 53.
 Leptoria 302, 306.
 fragilis 306, 308.
 hieroglyphica 306.
 phrygia 306.
 lessoni, Cereus 348.
 Urticina 348, 350.
 lessoni, Amphistegina 416.
 Leucoella 279.
 Leuconidae (Leucones) 382.
 leucopsis, Micrura 225, 227.
 Leucosidae 5, 86.
 Leucosoides 84.
 levis, Collodes 56.
 herminieri, Othonia 77, 78.
 Pitho 77, 78.
 Ligia exotica 175.
 gracilis 175.
 olfersii 175.
 Ligidae 164, 175.
 limbata, Amphipholia 241, 247.
 Phyllocenia 301, 302.
 Limnatis nilotica 213.
 limosa, Cancer 41.
 limosum, Eurytium 41.
 limosus, Panopeus 41.
 Linckia 238.
 guildingii, 237.
 lineata, Astrangia 299.
 Lincus 225, 229.
 albocinctus 225, 228.
 albonasus 227.
 linneana, Miliothia 416.
 Liomera 24, 25.
 dispar 25.
 longimana 25.
 Lissa 52, 64.
 bicarinata 64.
 Lissogorgia flexuosa 283.
 Lissula 64.
 Lithadia 86, 88.

Lithadia pontifera 88.
 Lithodidae 131.
 Lithophyllia 302.
 Lithotrya dorsalis 179.
 littoralis, Branchiurus 166, 168.
 Neoporites 317.
 Lituariidae 272.
 Lituoliidae 416.
 lividus, Geograpsus 16.
 Grapsus 16.
 Livona pica 139.
 Jungmani, Ophioglypha 240, 243.
 lobata, Cancer 26.
 Lophactea 26.
 Phakellia 399.
 lobifrons, Micropanope 32.
 Lobophytum 270.
 Lobularia 270.
 loligo, Phymanthus 368.
 longibrachia, Ophiactis 240, 246.
 longicarpus, Synalpheus laevimanus 109, 110.
 (var.), Alpheus sauleyi 110.
 longicauda, Pandalus 117.
 longicaudata, Urocaris 126.
 longicirrata, Castalia 185.
 longimana, Chlorodiella 36.
 Liomera 25.
 longimanus, Chloridius 36.
 longipes, Munida 147.
 longirostris, Epiplatys 50.
 longiventris, Callinassa 92.
 Lophactea lobata 26.
 Lophogorgia 277.
 Lophophyllum proliferum 331.
 Loricata 91, 97.
 loricata, Ophiactis 240, 246.
 lucida, Heteractis 355, 357.
 ludoviciana, Astrangia 299.
 Luffaria nuciformis 407.
 lugubris, Eunicea 283.
 Luidia alternata 286.
 clathrata 237.
 senegulensis 237.
 Lumbriconereis 198.
 lufabata 199.
 floridana 198.
 maculata 198, 199.
 opalina 199.
 parva-pedata 198.
 splendida 199.
 lunulatus, Dasybranchus 206.
 Lupa 44, 49.
 diacantha 48, 49.
 forceps 50.
 nia 44.
 Lupea exasperata 49.
 seba 46.
 Lupella 44, 49.
 forceps 50.
 luxuriosa, Sthenelais 188.
 lymani, Paguristes 145.
 lycurium, Tetliya 383.
 lyriera, Brissopsis 252, 254, 255.
 Lysidice bilobata 200.
 notata 200.
 sulcata 200.
 Lysioerichthys 156.
 Lysioquilla 156.
 malinacensis 151, 157, 158, 159.
 plumata 151, 156, 157.
 tricarinata 157.
 Lysmatidae 91, 104.
 Macrobdella decora 214.
 macrobrachion, Palemon 123.
 macrocheles, Alpheus 105, 106.
 Hippolyte 105.
 Polyonyx 138.
 Porcellana 138.
 Macrocnemina 330.
 Macrocnema 52, 73.
 concavum 73, 75.
 Macrocnema diacanthum 73, 74.
 diacanthum 73, 74.
 cutacea 75.
 subparallelum 73, 74.
 tenuirostris 75.
 trispinosum 73, 74.
 macrodera, Padochele 53.
 Macrura 3, 91, 131.
 anomalia 131.

- maculata*, *Amphipsila* 245.
Lumbriconereis 198, 199.
Madracis asperula 294.
Madrepora acropora 301.
ananas 303.
annularis 301.
areolata 305.
astroides 317.
astroites 309.
cucullata 310.
elephantotus 310.
luciolata 301.
lavites 300.
favosa 301.
fragum 303.
labrosa 312.
labyrinthica 296, 306.
lactuca 295.
meandrites 295, 296, 305, 306, 307.
porites 314.
radians 309.
securis 312.
siderca 309.
sinuosa 307.
undata 310.
Madrepora anomala 312.
Madreporaria 325, 327.
Madreporidae 312.
Meandra 295, 305.
areola 305.
labyrinthica 306.
labyrinthiformis 296.
Meandrina areolata 305.
filograna 306.
labyrinthica 308.
labyrinthiformis 306, 308.
sinuosissima 308.
strigosa 308.
superficialis 308.
Meandrinidae 302.
meandrites, *Madrepora* 295, 296, 305, 306, 307.
Pectinia 291, 297.
Meandrina 291, 297.
Pectinia 296.
Meandrospongiae 382.
magna-oculata, *Phyllococe* 191.
Maia sculpta 71.
spinosissima 66.
malingsensis, *Lysiosquilla* 151, 157, 158, 159.
Malidae 5, 52.
Main or primary fiber 380.
Maioides 52.
Maldanidae 207.
Mammillifera auricula 332.
nymphaea 332.
pulehella 332.
mammillosa, *Polythoa* 331, 341.
mammosa, *Eumicea* 283.
Mangrove crab 15, 17.
manica, *Manicina* 305.
Manicina 302, 305.
areolata 291, 295, 296, 297, 305.
crispata 305.
danae 305.
hispidia 305.
manica 305.
pachyphylla 296.
plicocnica 305.
praerupta 305.
valenciennesi 305.
Margaritella ecleptychioides 382.
marginalis, *Orbitolites* 416.
marginata, *Callianassa* 92.
marginatus, *Callinectes* 47, 48.
Neptunus 48.
Petrolisthes 134.
marina, *Thalassia* 351.
marinus chelis rubris, *Cancer* 132.
marmorata, *Calappa* 84.
marshi, *Fagurus* 139.
Pilumnus 83, 41.
marylandica, *Astrangia* 299.
mascaroni americana, *Ethusa* 89.
Matopora meandrites 295.
Matutidae 5, 86.
mayana, *Cirolana* 166.
Cirolanidae 166.
Meandrina 295, 302, 305.
brasiliensis 297.
crassa 306.
Meandrina dedalea 306.
heterogyra 306.
labyrinthica 306.
lamellosa 296.
meandrites 291, 297.
pectinata 295, 296.
serrata 306.
sinuosa 306.
sinuosissima 306.
strigosa 306.
meandrites, *Ctenophyllia* 296.
medicinalis, *Hirudo* 220.
megachelcs, *Alpheus* 105.
Megalobrachium granuliferum 136.
poeysi 136.
megalops, *Parapenaeus* 101, 102.
Megascclere 380.
megaspina, *Muricea* 282.
melacanthus, *Cirratalus* 204.
melanostigma, *Sabella* 208.
Melitodes 273.
Melitodidae 272, 273.
Mellita sexforis 252, 254.
testudinata 252, 254.
mellite, *Dissodactylus* 22.
Echinophilus 22.
meionena, *Pyrula* 359.
Melybia 21, 42.
thalamita 43.
Menacella 275.
menardi, *Pulvinulina* 416.
Menella 275.
Menippe 24, 36.
nodifrons 37.
rumphii 37.
Meoma ventricosa 255.
meridionalis, *Actinometra* 235.
Metalia pectoralis 255.
Metopogapsus gracilis 17.
Metopora gyrosa 295.
Metricridae 329, 354, 358, 359.
Metricridium 358.
mexicana, *Holothuria* 256, 258.
Pontonia 122.
micellini, *Astrangia* 299.
Encope 255.
Porites 317.
microcarunculata, *Amphinome* 194.
Microciona spinosa 396.
Micropanope 24, 32.
caribbaea 31.
lobifrons 32.
pusilla 33.
xanthiformis 32.
Microphrys 52, 71.
bicornutus 71, 72.
platysoma 71, 72.
Microrynchus 76.
Microscclere 380.
Mierura leucopsis 227.
Microxen 380.
Mierura 225, 229.
leucopsis 225.
Milfolidae 416.
Milfolia angularis 416.
bicornis 416.
bucculenta 416.
circularis 416.
linnaeana 416.
reticulata 416.
seminulum 416.
tricarinata 416.
venusta 416.
Millepora 312, 318, 340.
alcicornis 291, 318.
muricata 312.
Milleporia 318.
Milnia platysoma 72.
minima, *Callianassa* 92.
minimus, *Epialtus* 60.
minus, *Alpheus* 107, 109.
Synalpheus 109, 110.
minuta, *Asterina* 238.
Pinnixa 21.
mirabilis, *Axheia* 291, 295.
Cancer 78.
Nereis 193.
Pitho 77, 78.
Stylophora 295.
miriam, *Callinectes* 361.
Mitactis 358.
Mithraculus 65.
coronatus 71.
forceps 70.
hirsutipes 70.
nudus 69.
ruber 69.
Mithrax 52, 64, 65.
aculeatus 66, 67.
acuticornis 65, 66.
cinctimanus 65, 70.
coronatus 71.
coryphe 65, 71.
depressus 65, 68.
forceps 65, 70.
hemphilli 65, 69.
hispidus 65, 67, 68.
holderi 65, 69.
levimanus 65, 67.
nudus 69.
pliosus 65, 66.
pleuracanthus 65, 68.
plumosus 65, 67.
ruber 65, 69.
sculptus 65, 70, 71.
spinosissimus 65, 66.
verrucosus 67.
mobii, *Stichopus* 256, 257, 268.
Moema 255.
Moira atropos 255.
mollis, *Pachychalina* 390.
Monactinal 380.
Monaxonida 387.
monodactyla, *Pseudosquilla* 156.
Monoxenia 270.
moorei, *Hippolysmata* 115.
Paguristes 144.
Mopsea 274.
Mopseina 272.
Mopsella 273.
mordax, *Gelasimus* 7.
Uca 6, 7.
mueronata, *Callianidea* 94.
Mud Crab 28.
Mulleria 259.
agnassizii 259.
multicauda, *Eumicea* 285.
Gorgonia 285.
Munida 146.
affinis 147.
evermanni 146.
longipes 147.
stimpsoni 146, 147.
Munidopsis 148.
muricata, *Isopora* 291, 312, 313.
Millepora 312.
Muricea 275.
flexuosa 283.
Muriceides 275.
Muriceidae 275.
Muricea 275.
megaspina 282.
Mussa 302.
mutica, *Pelia* 62.
Pisa 62.
mutilata, *Castalia* 185.
Mycedia cucullata 310.
fragilis 310.
Mycedium 310.
calletti 311.
cucullatum 310.
cephantotus 310.
myriaster, *Axheia* 294.
Axheia 295.
Nalicoora rapax 169.
Nannodendron 270.
nasuta, *Amphictelis* 206.
neglecta, *Astrangia* 298, 299.
Nemausa acuticornis 66.
rostrata 66.
Neoporites littoralis 317.
Nephrops 98.
Nephropsis 98.
Nephthidae 194, 269, 271.
Nephtya 271.
Nephtys squamosa 194.
Neptunus 44.
marginalis 48.
ordwayi 46.
sebae 46.
spincarpus 47.
sulcatus 45.

- Neptunus tumidulus* 51.
 ventralis 44.
neptunus, *Alpheus* 110.
Synalpheus 109, 110.
Nereidæ 193.
Nereis arroyensis 193.
 bairdii 193.
 gracilis 193.
 mirabilis 193.
nia, *Lupa* 44.
Nicella 277.
Nicidion brevis 200.
Nidalla 270.
nigrescens, *Tedania* 395.
nigromaculata, *Cirratulus* 204.
Nika bermudensis 104.
 couchii 104.
 edulis 104.
Nikidæ 104.
niotica, *Euryplax* 8.
 limnatis 213.
nitida, *Clythrocerus* 90.
nitidus, *Dissodactylus* 22.
Leiolambrus 80.
nivea compta, *Ophiozona* 240, 243.
nodifrons, *Menippe* 37.
nodosa, *Actæa* 33.
 Actæa rufopunctata 33.
 Polynæ 187.
nodosus, *Oreophorus* 89.
Petrollithes 134.
Spelcophorus 68, 89.
nodulifera, *Solanderia* 279, 280.
nodulosa, *Dynamene* 173.
notata, *Lysidice* 200.
Nothocaris 117.
Notopygos crinita 194. •
 nuciformis, *Luffaria* 407.
 nucula, *Chondrilla* 386.
nudimanus, *Pilumnus* 38, 39.
nudus, *Mithraculus* 69.
 Mithrax 69.
nuttingi, *Xanthias* 85.
nummiforme, *Discosoma* 304.
Nummulinidæ 416.
nymphæa, *Mammillifera* 332.
Zoanthus 332.
Nynanthæ 327, 328.
obeso-manus, *Alpheus* 106.
oblita, *Cyprastrea* 301.
obtruncata, *Cirolana* 166, 167.
occidentalis, *Eupanopeus* 28, 29.
 Panopeus 29.
Oceanapia oleracea 395.
ocellata, *Porcellana* 137.
Octactinaria 325.
oculata, *Goniada* 201.
 Phylodoce 191.
 Pseudosquilla 156.
oculea, *Panthalis* 188.
Oculina diffusa 291, 294.
Oculinidæ 294.
Ocypoda albicans 6.
 lateralis 14.
Ocypode albicans 6.
 arenarie 6.
 arenarie 6.
 rhombea 6.
Ocypodidæ 5, 6.
Odontocyathus 312.
ocæna, *Clavulina* 416.
Edipleura 14.
Odipus 122.
cerstedii, *Gonodactylus* 151, 152, 153, 155.
 Ophiotrix 240, 244.
officinalis, *Euspongia* 402.
oleracea, *Oceanapia* 395.
 Rhizocephala 395.
olfersi, *Palæmon* 124.
olfersii, *Bithynis* 123, 124.
 Ligia 175.
 Palæmon 124.
oligactes, *Astroscema* 241, 251.
Oligosilicina 386.
olivacea, *Ophionereis* 240, 248.
Oniscidæ 164, 176.
Oniscoidea 164, 175.
opalina, *Arabella* 199.
 Lumbriconereis 199.
Opheliidæ, 207.
Ophiacanthidæ 245.
- Ophiacantha bidentata* 240, 249.
 dispar 246.
 longibrachia 240, 246.
 loricata 240, 246.
 ophiactoides 240, 249.
Ophiactis 251.
 krebsii 240, 246.
ophiactoides, *Ophiacantha* 240, 249.
Ophiacæa glabra 241, 249.
Ophiaster guildingii 237.
Ophioblenna antillensis 251.
Ophiocoma echinata 240, 245, 263.
 pumila 240, 245.
 risei 240, 245.
Ophioglyphia ljungmani 240, 243.
 robusta 240, 243.
Ophioplepis 251.
 elegans 240, 242.
 pauispina 251.
Ophiomitra 250.
Ophiomusium eburneum elegans 240, 243.
 sculptum 240, 244.
 validum 240, 244.
Ophiomyxa flaccida 241, 251.
Ophionereis dubia 240, 248.
 olivacea 240, 248.
 reticulata 240, 249.
Ophioplithaca spinissima 240, 250.
Ophiopristis hirsuta 240, 250.
Ophiopsila fulva 241, 245.
 risei 241, 245, 246.
Ophioscolex serratus 241, 250.
Ophiostigma isacanthum 240, 249.
Ophiotrix angulata 240, 244, 263.
 cerstedii 240, 244.
 suensonii 240, 244.
Ophiothyreus gressii 240, 243.
Ophiozona impressa 240, 243.
 nivea compta 240, 243.
 tessellata 240, 243.
Ophiura appressa 240, 242.
 brevicauda 240, 242.
 brevispina 240, 242.
 cinerca 240, 242.
 guttata 251.
 rubicunda 240, 242.
Ophiuroidea 239, 260, 261, 262, 263.
Orbiceila 300.
 acropora 291, 301, 302.
 annularis 301.
 cavernosa 300.
 hyades 302.
 radiata 300.
Orbiceilidæ 300.
Orbiculina adunca 416.
Orbitolites duplex 416.
 marginalis 416.
Orbulina univversa 416.
ordwayi, *Achelous* 44, 46.
 Neptunus 46.
 Portunus 44, 46.
Oreophorus nodosus 89.
Organidæ 269, 270.
Organidus 270.
Ornia 304.
ornata, *Eunice* 195.
 Pseudosquilla 155.
ornatus, *Callinectes* 47, 48.
 Teleophrys 65.
Orophorhynchus platirostris 148.
Orthodiene 380.
Orthotriene 380.
Ortmannia 118, 120.
 henshawi 120.
 potimirim 120.
Oscillaria spongellæ 410.
osculifera, *Actinia* 368, 370.
 Epicystis 368.
ostrearius, *Pinnotheres* 20.
ostreum, *Pinnotheres* 20.
Othonia 76.
 aculeata 77.
 anisodon 77.
 carolinensis 78.
 herminieri 77, 78.
 rotunda 78.
Oulactis 342, 350.
 fasciculata 346.
 foliulifera 346.
 foliosa 346.
- Oulactis granulifera* 348.
Oxæa 350.
Oxyaster 380.
Oxyhexaster 380.
Oxyophthalma, *Albunea* 139.
Oxyrhyncha 5, 52.
Oxystomata 5, 84.
Oyster crab 20.
Ozius 24, 37.
 reticulatus 37.
Pachycephalina amaranthus 391.
 areolata 392.
 aurantiaca 393.
 molliis 390.
 rubens 392.
Pachycheles aokleianus 136.
 ruginimanus 136.
Pachygrapsus 15, 17.
 gracilis 17.
 transversus 17.
pachyphylla, *Manicina* 296.
packardii, *Alpheus* 105, 107.
Pagurias insignis 141.
Paguridæ 140.
Paguristes 132, 143.
 depressus 132, 143, 144.
 digueti 145.
 grayi 146.
 lymani 145.
 moorei 144.
 puncticeps 143, 144.
 rectifrons 143, 145.
 sayi 144.
 sericeus 145.
 spinipes 145.
 tentirostris 143.
 triangulatus 146.
 visor 145.
Pagurus 139.
 bernhardus 138.
 cubensis 142.
 diogenes 139.
 granulatus 140.
 marshi 139.
 sulcatus 141.
 tricolor 142.
 tuberculosus 142.
Palaemon 123, 125.
 acanthurus 123.
 afinis 125.
 affricanus 123.
 faustinus 124.
 hispidus 99.
 olfersi 124.
 pauensis 125.
 spinimanus 124.
 squilla 125.
Palaemonidæ 91, 123.
Palaemonetes carolinus 126.
Palaemonestes hystrix 252, 254.
Palaemon affinis 125.
 forceps 123.
 jamalcensis 123.
 macrobrachion 123.
 spinimanus 124.
Palaemonidæ 12.
Palaicus alternatus 12.
 sica 12, 13.
Palairellus 98.
Palaenuridæ 91, 98.
Palaenurini 98.
Palaenurus argus 98.
pallascens, *Spongella* 410.
pallidum, *Gnathophyllum* 126.
Palmate 380.
Palythoa 323, 331, 338, 340, 352.
 caribæa 329, 331, 341, 372, 373.
 caribæorum 341.
 mammillosa 331, 341.
panamensis, *Squilla* 160.
Pandalidæ 91, 117.
Pandalinæ 117.
Pandalopsis 117.
Pandalus longicauda 117.
panmosus, *Pilumnus* 38, 39.
Panopeus 28.
 abbreviatus 30.
 americanus 29.
 areolatus 29.
 bermudensis 29.
 hartii 29.

- Panopeus hemphilli* 31.
herbstii 28.
limosus 41.
occidentalis 29.
parvulus 30.
politus 30.
wurdemanni 29.
xanthiformis 32.
Panoplax 6, 12.
depressa 12.
Panthalis oculca 188.
Pantomus 117.
parvulus 118.
Pantulirus argus 98.
papillata, *Doroceidaris* 252.
papillosa, *Gorgonia* 283.
papyracea, *Siphonochalina* 395.
paractis solifera 355.
Paracynthus confertus 292.
de filippii 291, 292.
Paralcyonium 270.
Paramuricea 275.
hirta 281, 282.
Paranephthya 271.
Parapenæus 100, 101.
americanus 101, 102.
constrictus 101.
fissurus 102.
investigatoris 102.
megalops 101, 102.
similis 101.
Parastreia ananas 303.
fragum 303.
Parazoanthus 331.
Parenchyma 380.
parfatti, *Synalpheus lavimanus* 109.
parisiensis, *Clavulina* 416.
Parisis 273.
Parogorgia 273.
Parthenopida 5, 79.
parva, *Cirolana* 167.
Cirolanida 166.
parva-pedata, *Lumbriconereis* 198.
parvistella, *Cladocora* 298.
parvulus, *Cancer* 27.
Eurypanopeus 30.
Panopeus 30.
Pantomus 118.
Xantho 30.
Xanthodius 27.
parvus, *Eupomatus* 210.
Pasiphacidae 91, 127.
patera, *Anthemiphyllia* 311.
Patuloscopia procumbens 393.
patiscipula, *Ophioplepis* 251.
paulensis, *Leander* 125.
Palæmon 125.
Pavonia siderea 309.
Pectina elegans 297.
quadrata 297.
Pectinia 295.
cutibea 296.
dane 297.
disticha 296.
elegans 297.
mæandrites 296.
pectinata 296.
quadrata 296.
sebae 297.
Pectinaria 206.
auricoma 206.
belgica 206.
gouldii 206.
greenlandica 206.
pectinata, *Meandrina* 295.
Pectinia 296.
pectoralis, *Metalia* 255.
pedunculatum, *Scalpellum* 179.
Pella 52, 62.
mutica 62.
pellata, *Foliolina* 390.
Penæide 91, 100.
Penæiden 100.
Penæus 100.
brasiliensis 100.
constrictus 101.
kroyeri 102.
Penæus 100.
Peneroplis pertusus 416.
Pennatula reniformis 279.
Pennatulacea 271.
Pennatulea 271.
Pennatulidæ 271.
Pentaceros reticulatus 237, 263.
Pentacrinus decorus 235.
Pentact 380.
Pentalophora 294.
Perenon 15, 19.
planissimum 19.
perforata, *Dynamene* 173.
Pericera 72.
caelata 73.
cornudo 73.
cornuta 360, 363.
cornuta caelata 73.
diacantha 74.
diacantha 74.
diplacantha 74.
subparallela 74.
trispinosa 74.
Pericharax 382.
carteri var. *homoraphis* 382.
Periclinenes 120, 121.
americanus 121.
perpusillus, *Clythrocerus* 90.
Persephona 86.
punctata 87.
pertusus, *Peneroplis* 416.
petiverii, *Acunthonyx* 60.
Petrochirus 140, 360.
bahamensis 140, 359.
granulatus 140.
Petrolisthes 133.
amicus 135.
armatus 133.
jugosus 134.
marginatus 134.
nodosus 134.
quadratus 134.
tridentatus 134.
sexspinosus 133, 135.
Petrosia halichondrioides 389.
Phakella lobata 399.
Phellinae 354.
Phenacia robusta 205.
Phenilia 277.
Philoscia eulebra 176.
Phoberus 98.
Phorbas amaranthus 391.
phrygia, *Leptoria* 306.
Phycogorgia 277.
Phylactidæ 329, 342, 343, 346.
Phyllactis 342.
Phyllangia americana 299.
floridana 299.
phyllangoides, *Astrangia* 299.
Phyllocenia limbata 301, 302.
Phyllochætopertus claperedii 205.
Phyllocœnia sculpta 301, 302.
Phyllodoce magna-oculata 191.
oculata 191.
Phyllocidæ 191.
Phymanthidæ 329, 364, 368.
Phymanthus 328, 368.
crucifer 329, 368, 370, 372.
loligo 368.
pica, *Livona* 139.
Picroceroides 52, 76.
tubularis 76.
Pilochrota fibrosa 385.
fibrosa var. *globulariformis* 377, 385.
variabilis 384.
Pilorus 76.
pilosa, *Chalinopsilla* 401.
Porcellana 137.
pilosus, *Mithrax* 65, 66.
Pilumnidæ 5, 23, 24.
Pilumnus 24, 38.
brasiliensis 38, 40, 41.
dasypodus 38, 40.
floridanus 38, 40.
gemmatus 38, 39.
holosericus 38, 39.
lacteus 40.
marshi 38, 41.
nudimanus 38, 39.
pannosus 38, 39.
reticulatus 38.
tessellatus 38.
vinaceus 40.
Pinnateres guerinii 20.
Plunixa minuta 21.
Pinnotheres guerinii 20.
ostrearum 20.
ostreum 20.
Pinnotheridæ 5, 20.
Pisa bicornuta 72.
mutica 62.
trispinosa 74.
Plisidia sayana 137.
socia 137.
pisonii, *Aratus* 17.
Sesorma 17.
Pisosoma angustifrons 135.
glabra 135.
greeleyi 135.
serrata 135.
Pitho 52, 76.
aculeata 77, 78.
anisodon 77, 78.
herminieri 77, 78.
mirabilis 77, 78.
Placogorgia 275.
Plagiotriæne 380.
Plagusia 15, 19.
depressa 19.
plana, *Cyclodorippe* 90.
planicauda, *Cleantia* 174.
planispina, *Amphiodia* 241, 247.
planissimum, *Perenon* 19.
planissimum, *Cancer* 19.
Lefolophus 19.
platirostris, *Orophorhynchus* 148.
Platybema rugosum 113.
Platycaulus 277.
Platygorgia 276.
Platygyra 302, 305.
clivosa 306.
viridis 291, 306.
Platylambrus 79.
serratus 80.
Platypes 63.
Platyrodia 24, 26.
spectabilis 26.
platysoma, *Microphrys* 71, 72.
Milnia 72.
Plesiastrea ramea 301, 302.
Plesionika 117.
pleuracanthus, *Mithrax* 65, 68.
Pleurocorallium 274.
Plexaura 276, 287.
crussa 285.
flexuosa 284.
heteropora 285.
homomalla 285.
porosa 285.
rhypidalis 284.
salicornoides 284.
turgida 283.
Plexaurella 276.
dichotoma 285.
Plexauridæ 273, 276.
Plexauroides 276.
pliocœnia, *Manicina* 305.
Plumarella 275.
plumata, *Lysiosquilla* 151, 156, 157.
plumosus, *Mithrax* 65, 67.
Podarke agilis 185.
Podochela 52, 53.
macrodera 53.
riisei 53, 54.
Pocillobella 213.
pocyi, *Alpheus* 106.
Megalobrachium 136.
Porcellana 136.
Polla delineata 226.
politus, *Panopeus* 80.
Polynce branchiata 186.
brevisetosa 186.
nodosa 187.
polytricha 186.
Polynoidæ 186, 189.
Polyonyx 136, 138.
macrocheles 138.
Polystomella striatopunctata 416.
Polytheres acuta 404.
polytricha, *Harmothoe* 186.
polypus, *Adamsia* 359.
Callactis 359, 361.
Polyserial 380.
Polystachys 312.
polytricha, *Polynce* 186.
Pomatostegus stellatus 210.

- ponce, Dasychone 209.
 pontifera, Lithadia 88.
 Pontonia 120, 121.
 domestica 122.
 grayi 122.
 mexicana 122.
 Pontonidae 91, 120.
 Pontoninae 120.
 porcata, Dichocentria 303.
 Porcellana amana 135.
 armata 133.
 gundlachi 133.
 macrocheles 138.
 ocellata 137.
 pilosa 137.
 poeyi 136.
 sagrai 137.
 sayana 137.
 sexspinosa 133.
 sigbeeiana 137.
 sociata 137.
 soriata 137.
 stimpsoni 137.
 Porcellanidae 131.
 poris stellatis, Corallium 314.
 Porites 314, 325, 331.
 agaricus 317.
 astraeoides 317.
 astreoides 291, 317.
 branneri 317.
 clavaria 314.
 collegniana 317.
 conglomeratus 317.
 guadalupensis 317.
 incerta 317.
 michellini 317.
 porites 291, 314, 316.
 solida 317.
 subtilis 317.
 superficialis 317.
 verrilli 317.
 porites, Madrepora 314.
 Porites 291, 314.
 Poritidae 314.
 porosa, Gorgonia 285.
 Plexaura 285.
 Tetracella 180.
 portoricensis, Cyathoceras 291, 293.
 Homoriscus 98.
 Spongodes 279.
 Portunidae 5, 44.
 Portunus cribrarius 50.
 depressifrons 44, 45.
 ordwayi 44, 46.
 ruber 51.
 sobæ 44, 46.
 spinicarpus 44, 47.
 spinimanus 44, 45.
 sulcatus 44, 45.
 ventralis 45.
 Potamonidae 5, 23.
 potimirim, Atyoida 120.
 Ortmannia 120.
 pourtalesii, Primnoa 281.
 præcincta, Truncatulina 416.
 præcox, Alpheus 109.
 prælongus, Euceramus 138.
 prærupta, Manicina 305.
 prætexta, Hesionë 184.
 Primary fiber 380.
 Primnoa 275.
 pourtalesii 281.
 Primnoella 275.
 Primnoidae 275.
 Primnoides 275.
 Primnoidinae 272.
 Primnoinae 272.
 Primnoisids 274.
 princeps, Cancer 86.
 Hepatus 86.
 Prionastrea 301, 302.
 Processa canaliculata 104.
 proctochona, Fallacia 184.
 Hesionë 184.
 procumbens, Patuloseula 393.
 Siphonochalina 393.
 profunda, Ctenophyllia 296, 297.
 proliferum, Lophophyllum 331.
 Protactinide 324, 326.
 Protanthea 327.
 Protantheæ 326, 327, 328.
 Protanthea gundlachi 97.
 proteus, Zoanthus 332.
 Protocaulidae 271.
 Protocladus 380.
 Protopalpythoa variabilis 329, 338, 372, 373.
 Protopilidae 271.
 Protostichodactylinae 326.
 Protrissene 380.
 Protulides elegans 209.
 Psammogorgia 276.
 Psammolyce rigida 188.
 Pseuderichthus 154.
 communis 156.
 distinguendus 156.
 Pseudocarcinus rumphii 37.
 Pseudogorgia 270.
 Pseudoplexaura 276.
 Pseudosquilla 154.
 ciliata 151, 153, 154, 155.
 communis 156.
 monodactyla 156.
 oculata 156.
 ornata 155.
 stylifera 154.
 Pseudothelphusa sinuatifrons 23.
 Psilacabaria 273.
 Pterocididae 271.
 Pterogorgia acerosa 287.
 bipinnata 287.
 puella, Thoe 63.
 pugilis, Strombus 145.
 pugnax rapax, Uca 6, 7.
 pulchella, Amphiodia 241, 248.
 Mamillifera 332.
 pulchellus, Zoanthus 329, 332, 372.
 Pulvulinina menardii 416.
 tumida 416.
 pumila, Ophiocoma 240, 245.
 punctata, Cancer 87.
 Cucumaria 259.
 Persephona 87.
 punctatissimus, Leiolambrus 81.
 puncticeps, Paguristes 143, 144.
 pusilla, Glyptoplax 83.
 Micropanope 33.
 pygmaea, Truncatulina 416.
 Pyryla melongena 359.
 Pytho 76.
 quadrata, Ctenophyllia 296.
 Pectina 296, 297.
 quadratus, Petrolisthes 134.
 quadridentata, Frevillea 9.
 Tetraplax 9.
 quinquedentatus, Hexapanopeus 30, 31.
 quinqueluneata, Eulalia 192.
 radians, Astraea 309.
 Madrepora 309.
 Siderastrea 291, 309, 354, 358.
 Radianthus 364.
 radiata, Orbicella 300.
 ramea, Plexiastrea 301, 302.
 ramosum, Anthostoma 293.
 rapax, Gelasimus 7.
 Nalioora 169.
 Uca pugnax 6, 7.
 rastellifera, Euprognatha 58.
 Rhabdus 380.
 Rhabdide 380.
 rhipidalis, Plexaura 284.
 Rhipidogorgia flabellum 287.
 Rhizochalina oleracea 395.
 Rhizoxenia 270.
 Rhodactis 364.
 sancti-thomæ 326.
 rhombea, Ocyrope 6.
 Rhynechoecyclus 113.
 Ricordea 363, 364.
 florida 363.
 ricordi, Holometopus 18.
 Sesarma 18.
 rigida, Psammolyce 188.
 riisci, Amphiodia 241, 248.
 Clavularia 278.
 Ophiocoma 240, 245.
 Ophiopsila 241, 245, 246.
 Podocheila 53, 54.
 Telesto 278.
 robusta, Ophioglypha 240, 243.
 Phenacia 205.
 Rocinela signata 171.
 rosaceus, Echinanthus 252, 254.
 rose, Truncatulina 416.
 rostrata, Nemausa 66.
 rostratipes, Alpheus 105, 108.
 Rotulidae 416.
 rotifera, Chiridota 259.
 rotulosa, Hellastraea 302.
 rotunda, Otkonia 78.
 rousseaui, Eunicea 283.
 rubens, Chalina 392.
 Euchalinopsis 392.
 Pachychalina 392.
 ruber, Achelous 51.
 Cronius 51.
 Mithraculus 69.
 Mithrax 65, 69.
 Portunus 51.
 rubicunda, Ophiura 240, 242.
 rubiginosa, Actinometra 235.
 rubra, Charybdeella 51.
 Eunice 197.
 rufopunctata nodosa, Actea 33.
 rugimanus, Pachycheles 136.
 Rugosa 325.
 rugosum, Platybema 113.
 rumphii, Cancer 37.
 Menippe 37.
 Pseudocarcinus 37.
 sabre, Pectinia 297.
 Sabella melanostigma 208.
 spectabilis 208.
 Sabellidae 208.
 sabulosa, Cancer 133.
 Hypoconcha 133.
 sacculifera, Globigerina 416.
 Sagaritidae 329, 352, 354, 358, 361.
 Sugartinae 354.
 Sagitta 380.
 sagittaria, Leptopodia 53.
 sagittarius, Cancer 53.
 Stenorynchus 53.
 sagrai, Porcellana 137.
 salicornoides, Plexaura 281.
 sancti-thomæ, Actinotryx 363.
 Rhodactis 326.
 Sand crab 6.
 dollars 252.
 stars 239.
 Sanidaster 380.
 sapidus acutidens, Callinectes 47.
 Sarakka 270.
 Sarcodictyon 270.
 Sarcophyium 270.
 Sarcotrogus foetidus 406.
 saulcyi, Alpheus 109.
 var. brevicarpus, Alpheus 109.
 var. longicarpus, Alpheus 110.
 savignii, Leptochelia 166.
 savignyi, Bithynis 123, 124.
 Brachycarpus 124.
 sayana, Plisidia 137.
 Porcellana 137.
 sayi, Paguristes 144.
 scaber, Atys 119.
 Atya 119.
 Scalopidia 9.
 Scalpellum pedunculatum 179.
 velutinum 179.
 schmidtii, Agelas 398.
 Tribrachium 385.
 schrammi, Axochelia 295.
 Scirpearia 277.
 Scirpearia 277.
 Scleractinia 292.
 Scleranthelia 270.
 Scleraxonia 272.
 Sclere 380.
 Sclerisis 274.
 Sclerogorgidae 272, 273.
 Scleronephthya 271.
 sclopeterius, Cancer 14.
 Clibanarius 142.
 Scolymia 302.
 sculpta, Maia 71.
 Phyllocenia 301, 302.
 sculptum, Ophiomusium 240, 244.
 sculptus, Mithrax 65, 70, 71.
 scutellata, Hippa 138.
 scutellatus, Remipes 138.
 Scyllaridae 91, 97.
 Scyllarides equinoctialis 97.
 Scyllarus equinoctialis 97.

- Seyllarus americanus* 97.
Seyphactinaria 325.
Seyphomedusa 325.
Seyphozoa 325.
Seyramathia 52, 61.
hystrix 62.
 Sea cucumbers 256.
 eggs 252.
 lilies 235.
 moons 252.
 squirts 256.
 urchins 252.
 sebae, *Achelous* 44, 46.
 Lupea 46.
 Neptunus 46.
 Portunus 44, 46.
 Secondary fiber 380.
securis, *Madrepora* 312.
semilunaris, *Echinoneus* 255.
seminulum, *Miliolina* 416.
Semperina 273.
senegalensis, *Luidia* 237.
Septastrea sexradiata 299.
septemspinus, *Apinus* 54.
 Apocremnus 54.
sericeus, *Paguristes* 145.
 Serpent stars 239.
serrata, *Meandrina* 306.
 Pisosoma 135.
serratorbita, *Leptocheila* 113, 127.
serratus, *Lambrus* 80.
 Ophiocolex 241, 250.
 Platylambrus 80.
 Serpulidae 210.
Sesarma 15, 18.
 cinerea 18.
 curacaoense 18.
 pisolii 17.
 ricordi 13.
setacea, *Xiphogorgia* 285.
seticornis, *Stenorynchus* 53.
setiger, *Xantho* 84.
setigera, *Actea* 33, 34.
setirostris, *Leptopisa* 75.
setosum, *Diadema* 252, 253.
sexforis, *Mollita* 252, 254.
sexradiata, *Septastrea* 299.
sexspinosa, *Porcellana* 133.
sexspinus, *Petrolisthes* 133, 135.
scythellensis, *Alemo* 388.
 Tethya 388.
Shrimps 3, 91.
sic, *Cymoploia* 13.
 Paleus 12, 13.
siciliensis, *Eunic* 196.
Sicyonia 100, 103.
 dorsalis 103.
 hevigata 103.
Siderastrea crenulata 309.
 galaxea 309.
 grandis 309.
 radians 354, 358.
 siderca 309.
 stellata 309.
Siderastrea 300, 309.
 globosa 309.
 radians 291, 309.
 siderca 291, 309.
sideria, *Astrea* 309.
 Madrepora 309.
 Pavonia 309.
 Siderastrea 291, 309.
Siderina galaxea 309.
 Sigma 380.
 Sigmaspire 380.
 signata, *Rocinela* 171.
 sigueliana, *Porcellana* 137.
 similis, *Parapenaeus* 101.
 simplex, *sthenelais* 187.
 sinuatifrons, *Boschia* 23.
 Ephlobocera 23.
 Pseudothelphusa 23.
sinuosa, *Madrepora* 307.
 Meandrina 306.
sinuosissima, *Meandrina* 306, 308.
Siphonochalina 393.
 papyracea 393.
 procumbens 393.
 spiculosa 394.
Siphonochalinops 398.
Siphonogorgia 271.
 Siphonogorgina 271.
 Siphonostomum cariboum 208.
 socia, *Pisidia* 137.
 sociata, *Actinia* 333.
 Porcellana 137.
 sociatus, *Zoanthus* 329, 331, 332, 333, 372.
 sol, *Actinia* 363.
 Adamsia 359.
 Cercus 359.
Solanderia 273.
 crustata 280.
 nodulifera 279, 280.
Solenastrea 301, 302.
 hyades 302.
Solenocaulon 273.
Solenolambrus 79, 81.
 decemspinus 81, 82.
 typicus 81.
 solida, *Porites* 317.
 solidissima, *Copattas* 387.
 solifera, *Actinia* 355.
 Aiptasia 355, 357, 358.
 Bartholomea 355, 358.
 Paraetis 355.
 solitaria, *Acis* 285.
 Astrangia 291, 298, 299.
 Caryophyllia 298.
 Leptogorgia 285.
Somal 380.
 soriata, *Porcellana* 137.
 sororia, *Spinosella* 395.
 Tuba 395.
spectabilis, *Cancer* 26.
 Platypodia 26.
 Sabella 203.
Spelaeophorus 86, 88.
 clavatus 88.
 nodosus 88, 89.
 triangulus 88.
Speocarcinus 6, 10.
 carolinensis 11.
 sphaeroconia, *Caminus* 386.
Sphaerohexaster 380.
Sphaeromidae 164, 172.
Sphenopus 331.
Spheraster 380.
spherulata, *Bunodosoma* 323, 329, 334, 350, 366, 372, 373, 374.
Spherule 380.
Spicula 271.
Spiculo-fiber 381.
spiculosa, *Siphonochalina* 394.
spiniacarpus, *Achelous* 44, 47.
 Neptunus 47.
 Portunus 44, 47.
spinidentata, *Eucratoplax* 11.
 Eucratopsis 11.
spinifera, *Actea* 34.
spinimanus, *Achelous* 44, 45.
 Palaemon 124.
 Palaemon 124.
 Portunus 44, 45.
spinipes, *Paguristes* 145.
spinissima, *Ophioplithaca* 240, 250.
spinosa, *Euprognaatha rastellifera* 58.
 Microciona 395.
 Thrinacophora 400.
Spinosella 394.
 sororia 395.
 spinosissima, *Mia* 66.
spinosissimus, *Gonodactylus* 153.
 Mithrax 65, 66.
spinus, *Echinaster* 238.
 Gonodactylus 153.
Spiraster 381.
Spiroculina grata 416.
splendida, *Eulepis* 189, 190.
 Lumbriconereis 199.
Spongelia 410.
 fragilis var. *irregularis* 410.
 pallidissima 410.
 velata 402.
spongella, *Oscillaria* 410.
Spongellia 410.
Spongia fenestrata 408.
 intestinalis 402.
Spongia 401.
Spongia 381.
Spongioderma 273, 279.
Spongiodermin 272.
spongiphila, *Syllis* 133.
Spongodes 271.
 portoricensis 279.
 squamosa, *Nephtys* 194.
 Squilla biformis 160.
 ciliata 154.
 empusa 160.
 intermedia 151/159, 160.
 panamensis 160.
 stylifera 154.
Stachyodes 275.
Stachyptilidae 271.
Starfishes 236.
stearnsii, *Amphioplus* 241, 248.
Stegmister wesseli 238.
Stellangia reptans 299.
stellata, *Siderastrea* 309.
stellatus, *Pomatostegus* 210.
 Torebella 210.
Stelleidae 384.
stelloides, *Aulactinia* 347, 352.
Stelospinosus 401.
Stenella 275.
Stenocionops 52, 72.
 furcata 73.
 furcata cœlata 73.
Stenogorgia 277.
Stenopidea 91, 99.
Stenopidea 99.
Stenopus hispidus 99.
Stenorynchus 52, 53.
 sagittarius 53.
 seticornis 53.
Sterraster 381.
Stenelais grubei 187.
 luxuriosa 188.
 simplex 187.
Stiboria 302.
Stichodactylina 323, 326, 327, 328, 329, 342, 363, 364, 368, 369.
Stichopus mobii 256, 257, 263.
strigosa, *Meandrina* 306.
stimpsoni, *Amphura* 241, 247.
 Munda 146, 147.
 Porcellana 137.
stimpsonii, *Elbala* 87.
Stoichactide 329, 364, 365.
Stoichactis 328, 364, 365.
 helianthus 329, 365, 366, 367, 368, 370.
 stokesi, *Dichocenia* 305.
Stomatopoda 151.
Streptaster 381.
Streptelasma 330.
streptochirus, *Alpheus* 106.
striatopunctata, *Polystomella* 416.
strigosa, *Meandrina* 308.
Strombus gigas 140.
 pugilis 146.
Strongyle 381.
Strongyloxea 381.
Strophogorgia 274.
Strophogorgia 272.
Stylaroides glabra 208.
Stylatulide 271.
Style or stylus 381.
stylifera, *Pseudosquilla* 154.
 Squilla 154.
Stylophora mirabilis 295.
Stylophoridae 294.
subangularis, *Echinometra* 252, 253, 263.
subdepressus, *Clypeaster* 255.
subdermal cavity 381.
Suberia 273, 280.
Suberites aptos 388.
Suberogorgia 273.
 subparallel, *Pericera* 74.
 subparallelum, *Macrocoloma* 73, 74.
 subtilis, *Amphipholis* 241, 247.
 Porites 317.
Subtylostylus 381.
subsonii, *Ophiothrix* 240, 244.
sulcata, *Calappa* 84, 85.
 Lysidice 200.
sulcatus, *Calcinus* 141.
 Neptunus 46.
 Pagurus 141.
 Portunus 44, 45.
 sulcirostris, *Epitalus* 60.
 superficialis, *Meandrina* 308.
 Porites 317.
surinamensis, *Holothuria* 256, 259.
Swiftia 277.

- swiftii, Gemmaria 331.
 Syllidæ 183.
 Syllis complanata 183.
 spongiphila 188.
 symmetrica, Bathyaetis 311.
 Fungia 311.
 symnista, Albuca 139.
 Sympodium 270.
 Synalpheus 104, 109.
 ævimanus longicarpus 109, 110.
 ævimanus parvifidi 109.
 minus 109, 110.
 neptunus 109, 110.
 Synapta lappa 256, 259.
 vivipara 259, 260.
 Synaptidæ 260.
 Tæniolus, Bunodes 348, 350.
 Teniosoma curtum 226.
 declinata 226.
 delincatum 225, 226.
 discolor 225, 226.
 taquetis, Alptasia 355.
 talpoidæ, Emerita 138.
 Hippa 138.
 Tanaidæ 163, 165.
 Tealia 347.
 Tedania brucei 395.
 digitata 395.
 nigrescens 395.
 Teleophrys 52, 64.
 ornatus 65.
 Telesto 270.
 riisei 278.
 tenuirostra, Macrocoeloma 75.
 tenuirostris, Paguristes 143.
 tenuispina, Asterias 238.
 Terebella annulifilis 205.
 stellatus 219.
 turgidula 205.
 variegata 205.
 Terebellidæ 205.
 tessellata, Glycera 201.
 Ophiozonia 240, 243.
 tessellatus, Pilumnus 38.
 testudinarius, Remipes 138.
 testudinata, Melitta 252, 254.
 Tethya scybellensis 388.
 Tethydæ 388.
 Tethya lynceium 388.
 Tetillidæ 388.
 Tetracita porosa 180.
 Tetractinellida 383.
 Tetraplax 6, 9.
 quadridentata 9.
 Tetraxon 381.
 Textularia gramen 416.
 Textularidæ 416.
 thalamita, Melybia 43.
 Thalassia marina 351.
 Thalassianthidæ 364.
 Thalassinidæ 91.
 thallia, Bunodes 349, 350.
 Thaumactis 328.
 thayeri, Uca 6, 7.
 Thelepus crassibranchiatus 206.
 Thoe 52, 63.
 aspera 63.
 puella 63.
 Thor 113, 116.
 floridanus 116.
 Thouarella 275.
 Thrinacophora spinosa 400.
 Thesea 275.
 Thyone 259.
 Titanidium 273.
 Titanidium 273.
 torquatus, Clymene 207.
 torquata, Clymenella 207.
 Tornote 381.
 Toxa 381.
 Toxopneustes variegatus 252, 253, 263.
 Tozeuma 113, 114.
 carolinense 114.
 Trachonites 65.
 transverso-dactylus, Alpheus 105.
 transversus, Grapsus 17.
 Pachygrapsus 17.
 Triæne 381.
 triangulus, Speleophorus 88.
 triangulatus, Paguristes 146.
 Triaxonia 382.
 tribrachium schmidti 385.
 tribuloides, Cidaris 252.
 tricarinata, Lysiosquilla 157.
 Miliolina 416.
 Trichodragmata 381.
 tricolor, Actinia 359, 363.
 Adamsia 359.
 Calliaetis 329, 358, 359, 361, 372, 374.
 Clibanarius 142.
 Pagurus 142.
 tricophylla, Astræa 369.
 tricornis, Corallium 169.
 tridentatus, Petrolisthes 134.
 tridentulatus, Alpheus 109.
 trigona, Jousseaumea 111.
 triloba, Euphrosyne 194.
 trispinosa, Macrocoeloma 74.
 Pericera 74.
 trispinosum, Macrocoeloma 73, 74.
 tristis, Antipathes 287.
 True crabs 3.
 Truncatulina præcincta 416.
 pygmaea 416.
 rosea 416.
 Tuba sororia 395.
 Tubastræe 301.
 tuberculata, Antinedia 336.
 tuberculatus, Zoanthus 336.
 tuberculosa, Cystiactis 351.
 tuberculosus, Pagurus 142.
 Tubercella naptos 388.
 Tubipora 270.
 Tubiporidæ 269, 270.
 tubularis, Pteroceroidea 76.
 tulipa, Fasciolaria 359.
 tumida, Pulvinulina 416.
 tumidula, Charybdella 51.
 tumidulus, Achelous 51.
 Neptunus 51.
 tumidus, Callinectes 49.
 Turbo versicolor 358.
 turgida, Eunicea 283.
 Plexaura 283.
 turgidula, Terebella 205.
 tupa, Callianidea 94.
 typicus, Solenolambrus 81.
 Tylopora 312.
 Tylostylus 381.
 Tylote 381.
 Uca 6, 14.
 leptodactyla 6, 7.
 mordax 6, 7.
 pugnax 7.
 pugnax rapax 6, 7.
 thayeri 6, 7.
 Ucidés cordatus 14.
 ultramarina, Actinia 368.
 Umbellulidæ 271.
 umbrinus, Dasybranchus 206.
 uncifer, Diptychus 148.
 Uroptychus 148.
 uncinatus, Eupomatus 210.
 Undaria 310.
 andata, Madrepora 310.
 Uniaxial 381.
 unicolor, Brissus 255.
 unipedalis, Cladocora 298.
 Uniserial 381.
 universa, Orbulina 416.
 Urocaris 123, 126.
 longicaudata 126.
 Uroptychus uncifer 148.
 Urticina 347.
 crassicornis 358.
 lessoni 348, 350.
 uva, Pavin 303.
 Uvigerina pygmaea 416.
 valenciensis, Murexina 305.
 validum, Ophiomastum 240, 244.
 Valvifera 164, 174.
 Variabilis, Gemmaria 331, 338.
 Hircinia 405.
 Hirochrota 384.
 Protopalychia 329, 338, 372, 373.
 varians, Hermella 210.
 variegata, Terebella 205.
 variegatus, Toxopneustes 252, 253, 263.
 velata, Spongelia 402.
 velutinum, Scalpellum 179.
 ventralis, Neptunus 44.
 Portunus 45.
 ventricosa, Meoma 255.
 venusta, Miliolina 416.
 Verostilla 272.
 Vermilia annulata 210.
 Verongia hirsuta 409.
 verrilli, Porites 317.
 verrucosa, Bunodes 347, 354.
 verrucosus, Mithrax 67.
 versicolor, Turbo 358.
 Vertebralina insignis 416.
 Verucella 277.
 Viatrix globulifera 351.
 Villogorgia 275.
 vinaceus, Pilumnus 40.
 violacea-maculata, Eunice 196.
 Virgulidæ 271.
 virgulata, Leptogorgia 287.
 viridis, Echinometra 252, 253.
 Platygyra 291, 306.
 visor, Paguristes 145.
 vittigera, Hestonia 184.
 vivipara, Synapta 259, 260.
 vocator, Gelastimus 6.
 Veringia 271.
 wesseli, Stegnaster 238.
 wilcockensis, Astrangia 290.
 Wrightella 273.
 wurdemannii, Panopeus 29.
 Xanthias 24, 34.
 nuttongi 35.
 Xanthidæ 23.
 xanthiformis, Micropanope 32.
 Panopeus 32.
 Xantho denticulatus 27.
 parvulus 30.
 setiger 34.
 Xanthodes 34.
 Xanthodius 24, 27.
 parvulus 27.
 Xenia 270.
 Xenidæ 269.
 Xenidæ 270.
 Xiphias 141.
 Xiphigorgia 277.
 setacea 285.
 Xiphocaris elongata 118.
 Xiphopneustes hartii 102.
 kroyeri 102.
 Xylopagurus rectus 143.
 Zaphrentidæ 330.
 zebra, Gnathophyllum 126.
 Zoanthactinaria 325.
 Zoantharia 324, 327, 329, 330.
 Zoanthocæ 323, 324, 325, 330, 338, 340.
 Zoanthidæ 329, 330, 331, 336, 340, 352.
 Zoanthinaria 325, 330.
 Zoanthus auricula 332.
 flos-marinus 332, 333.
 nymphæa 332.
 proteus 332.
 pulchellus 329, 332, 372.
 sociatus 329, 331, 332, 333, 372.
 tuberculatus 336.
 Zoroaster ackleyi 237.
 fulgens 237.