




EXPLANATION OF PLATE.


CRUSTACEA.

PLATE LIII.

**Figs. 1, 1a.**—*Chlanopagurus andersoni*, Alcock, ♂. Alcock, Descriptive Catalogue of Indian Deep Sea Crustacea Decapoda Macrura and Anomala, p. 229

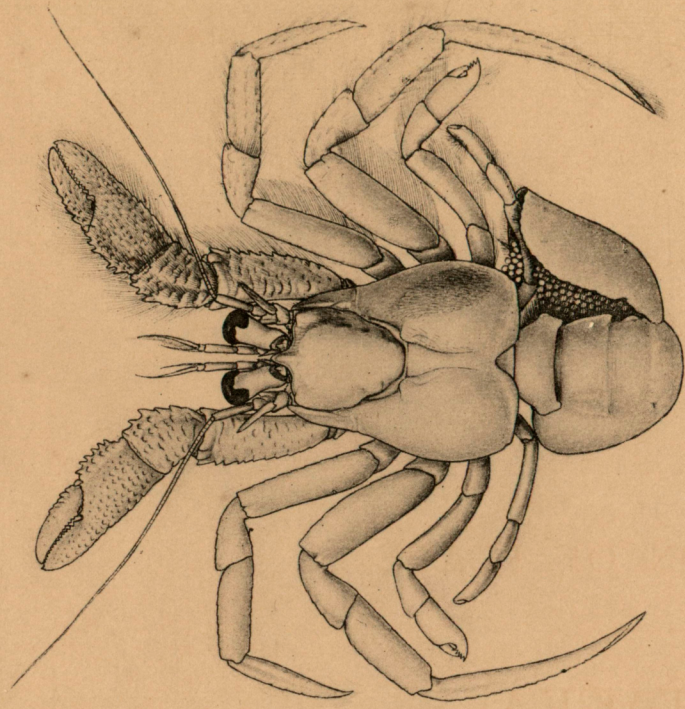
**Fig. 2.**—*Chlanopagurus andersoni*, Alcock ♀. *Op. cit.*, p. 229.





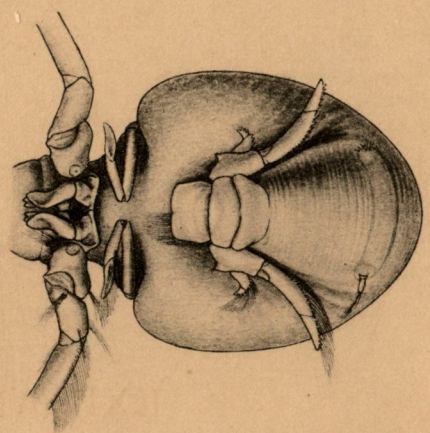
1x1½.

1. Chlaenopagurus andersoni. ♂.



2x1½.

2. Chlaenopagurus andersoni. ♀.



1x1½.

EXPLANATION OF PLATE.

---

CRUSTACEA.

---

PLATE LIV.

*Figs. 1, 1a.*—*Chlænopagurus andersoni*, Alcock, Descriptive Catalogue of Indian Deep Sea Crustacea Decapoda Macrura and Anomala, p. 229.

*Fig. 2.*—*Psoptheticus insignis*, Alcock, Materials for a Carcinological Fauna of India, No. 6. The Brachyura Catometopa or Psopthoidea. Journal of the Asiatic Society of Bengal, Vol. LXIX, 2, 1900, p. 311.

*Figs. 3, 3a.*—*Domecia glabra*, Alcock, Journal of the Asiatic Society of Bengal, Vol. LXVIII, part 2, 1899, p. 117.