

PLATE XXXIII

*Dromidia larraburei*

- Fig. 1. Megalops, Cape San Lucas, carapace 3 mm. long, dorsal view.
- Fig. 2. Left cheliped of Fig. 1.
- Fig. 3. Megalops, Carmen Island, carapace 2.9 mm. long, dorsal view.
- Fig. 4. Megalops, Cape San Lucas, carapace 5 mm. long, dorsal view.

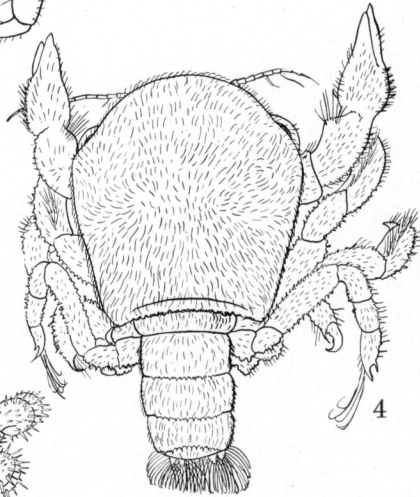
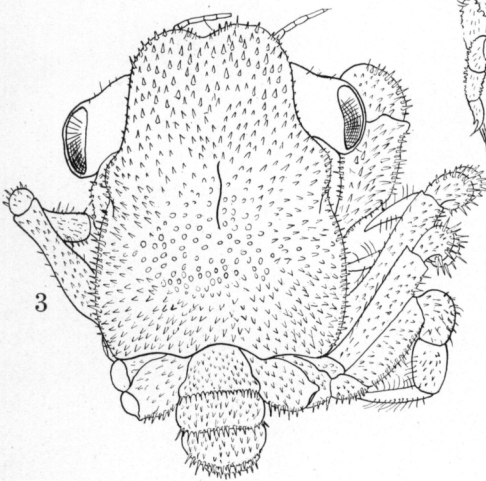
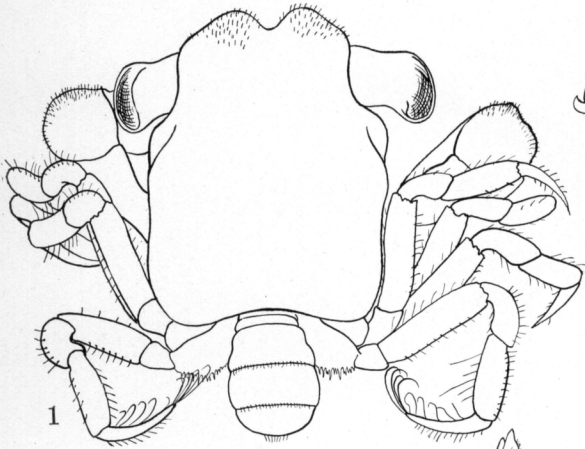


PLATE XXXIV

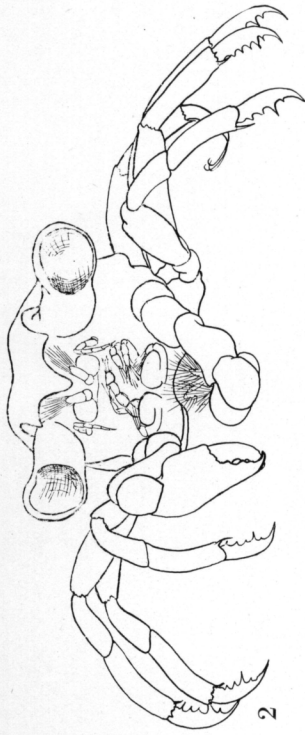
Fig. 1. *Pachygrapsus crassipes* (?), megalops, Guadalupe Island, carapace 6 mm. long, dorsal view.

Fig. 2. Front view of Fig. 1.

Fig. 3. *Sesarma magdalenensis*, megalops, Cape San Lucas, carapace 5.5 mm. long, dorsal view.

Fig. 4. Front view of Fig. 3.

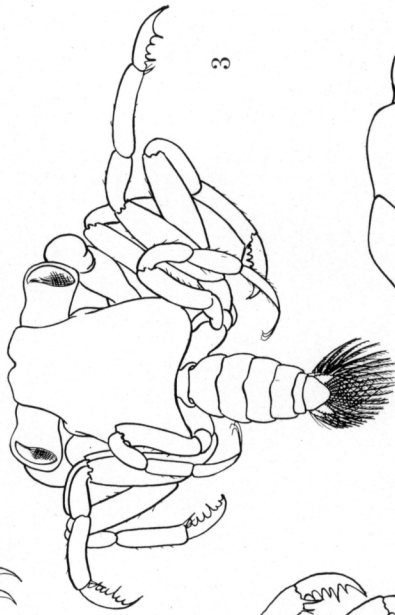
Fig. 5. Left cheliped of Figs. 3 and 4.



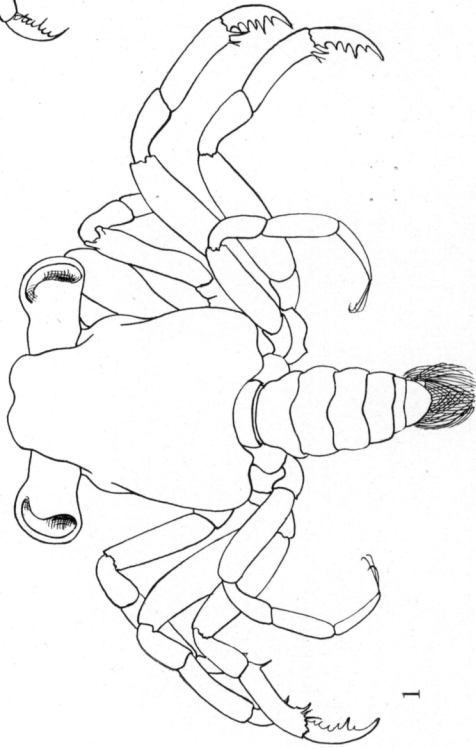
2



4



3



1



5

PLATE XXXV

Fig. 1. Grapsoid, megalops, Cape San Lucas, carapace 2.3 mm. long, dorsal view.

Fig. 2. Right cheliped of Fig. 1.

Fig. 3. Front view of Fig. 1.

Fig. 4. Grapsoid, megalops, unlike Fig. 1, Benito Island, carapace 5 mm. long, dorsal view.

Fig. 5. Left cheliped of Fig. 4.

Fig. 6. Front view of Fig. 4.