


1



2





PLATE XXIX

Pinnotheres jamesi

Fig. 1. Male holotype, carapace 3.7 mm. long, dorsal view.

Fig. 2. Same specimen, ventral view.

1



2




PLATE XXX

Pinnotheres pichilinquai

- Fig. 1. Male holotype, carapace 4.4 mm. long, dorsal view.
Fig. 2. Same specimen, ventral view, to show abdomen.
Fig. 3. Same specimen, ventral view, to show $\frac{2}{2}$ elcke.