

[EXTRACTED FROM THE ANNUAL REPORT OF THE COMMISSIONER
OF FISH AND FISHERIES FOR 1885.]

REPORT

ON THE

DECAPOD CRUSTACEA

OF THE

ALBATROSS DREDGINGS

OFF THE EAST COAST OF THE UNITED STATES


DURING THE

SUMMER AND AUTUMN OF 1884,

BY

SIDNEY I. SMITH.

WASHINGTON:
GOVERNMENT PRINTING OFFICE.
1886.



000.—REPORT ON THE DECAPOD CRUSTACEA OF THE ALBATROSS DREDGINGS OFF THE EAST COAST OF THE UNITED STATES DURING THE SUMMER AND AUTUMN OF 1884.

BY SIDNEY I. SMITH.

In addition to all the true Decapoda which have been submitted to me for examination from Albatross dredgings during the summer and autumn of 1884, this report includes a few specimens taken in 1883, but omitted from the report for that year.

In the tables of specimens examined the following abbreviations are used to indicate the nature of the bottom :

Materials.	Colors.	Other qualities.
C. for clay. Cr. for corals. F. for foraminifera. G. for gravel. M. for mud. O. for ooze. P. for pebbles. R. for rocks. S. for sand. Sh. for shells. Sp. for sponges. St. for stones.	bk. for black. bn. for brown. bu. for blue. dk. for dark. gn. for green. gy. for gray. lt. for light. rd. for red. wh. for white. yl. for yellow.	brk. for broken. crs. for coarse. fne. for fine. glb. for globigerina. hrd. for hard. rky. for rocky. sft. for soft. sml. for small.

In the column of temperatures the degrees are given in whole numbers; fractions of half a degree or less are omitted, and when the fraction is more than half a degree the next higher whole number is used. In the column for the number of specimens examined, *l* is used to indicate large specimens; *s*, small specimens; *y*, young; and *f*, fragments or very imperfect specimens. In a few cases specimens which I have not seen are recorded, but the numbers of all such specimens are inclosed in brackets. When the sexes were not counted separately the whole number of specimens examined is placed in the middle of the column; when the sexes were counted separately the number of males is put on the right, the number of females on the left, and the number of young, whose sex was indeterminable, in the middle, followed by the letter *y*. When the number of egg-bearing females was counted it is entered in the appropriate column; when specimens carrying eggs were found, but not counted, a plus sign (+) is used; and when none of the speci-

mens examined were carrying eggs a zero (0) is used. The National Museum Crustacea Catalogue numbers are given in the tables of specimens examined, or are simply placed in parentheses after the mention of the specimens. In a few cases among the Paguroidea, specimens selected for their carcinœcia, were catalogued among Actinozoa, in a different catalogue from the crustacea, and such catalogue numbers are preceded by an A, to distinguish them from the Crustacea catalogue numbers.

In the first report on the crustacea of the Albatross collections, I gave no general statement of results, but confined myself strictly to the enumeration of the specimens taken and the description of the many new forms discovered. Here, however, I propose to discuss some of the results of the examination of the Decapoda of the two seasons' work. The collections made in the West Indian region by the Albatross, during the winters of 1884 and 1885, have not yet been fully examined, and are not referred to in the following statements, which apply exclusively to the region north of Cape Hatteras; but some of the results, in regard to bathymetrical range, &c., of a partial examination of the collection of the summer of 1885 are included.

The most interesting feature of the crustacea collected by the Albatross is the great number of very deep-water, or abyssal, species of Decapoda which it contains. The whole number of species of true Decapoda dredged by the Albatross north of Cape Hatteras is over 130, but nearly one-half of these are from shallow or comparatively shallow water. None of the shallow-water species were taken below 1,000 fathoms, and it is, perhaps, best to limit the abyssal fauna to species occurring in depths greater than this, although some true deep-water species are probably excluded by adopting so great a depth. Taking this limit strictly, however, we have 43 abyssal species, of which 22 have been taken below 2,000 fathoms, as shown in the following list:

LIST OF DECAPODA TAKEN NORTH OF CAPE HATTERAS, BELOW 1,000 FATHOMS, BY THE ALBATROSS IN 1883-'84-'85, WITH THE BATHYMETRICAL RANGE OF EACH SPECIES AND A BRIEF STATEMENT OF THE CHARACTER OF THE EYES.

BRACHYURA.

CANCROIDEA.

1. *Geryon quinqueiensis*. 105 to 1,081 fathoms.
Eyes well developed, black.

DORIPPOIDEA.

2. *Ethusina abyssicola*. 1,497 to 2,221.
Eye-stalks very small, immovably imbedded in the orbits, and tipped with minute, distinctly faceted, black eyes, much smaller than the diameter of the stalks.

LITHODOIDEA.

3. *Lithodes Agassizii*. 410 to 1,255.
Eyes well developed, black.

PAGUROIDEA.

4. *Parapagurus pilosimanus*. 250 to 2,221.
Eyes very small, no larger than the diameter of the stalks, distinctly faceted, black.

GALATHEOIDEA.

5. *Munidopsis curvirostra*. 75 to 1,290.
Eye-stalk very short, capable of considerable motion, and its whole terminal portion covered with an ovoid, unfaceted cornea; pigment white.
6. *Munidopsis crassa*. 1,742 to 2,620.
Eye-stalks short, capable of very little motion, bearing the small hemispherical cornea partially imbedded near the distal end, which projects in a spine; cornea unfaceted; pigment white.
7. *Munidopsis similis*. 1,060.
Eyes as in the last species.
8. *Munidopsis Bairdii*. 1,497 to 1,742.
Eyes nearly as in 6 and 7.
9. *Munidopsis rostrata*. 1,098 to 1,356.
Eye-stalks short, capable of some motion, cornea terminal, large, swollen, reniform, unfaceted; pigment white.

MACRURA.

ERYONTIDÆ.

10. *Pentacheles sculptus*. 250 to 1,081.
Eyes reduced to lobes of the ocular somite imbedded in sinuses in the front of the carapax; each lobe with a small cornea-like area above and a smaller one below tipping a projecting process; no colored pigment nor faceted surface.
11. *Pentacheles nanus*. 705 to 1,917.
Eyes as in the last species.
12. *Pentacheles debilis*. 1,290 to 1,309.
Eyes nearly as in 10 and 11.

CRANGONIDÆ.

13. *Pontophilus abyssi*. 1,917 to 2,221.
Eye-stalks very short; eyes about as large as in most species of the genus, but much smaller than in the closely allied species (*P. gracilis*) inhabiting 200 to 500 fathoms; cornea rather indistinctly hexagonally faceted; pigment almost colorless except over an area on the outer dorsal side (which is apparently of somewhat different structure from the rest of the eye), where there are many points of dark pigment.

GLYPHOORANGONIDÆ.

14. *Glyphocrangon sculptus*. 1,006 to 1,434.

Eyes very large, almost spherical, and mounted on very short stalks; cornea distinctly faceted; pigment purplish brown; a minute papilla on the mesial side of the stalk, but perhaps not of the same nature as that in the Miersiidae and Penaeidae.

15. *Glyphocrangon longirostris*. 828 to 1,081.

Eyes similar to those of the last species.

ALPHEIDÆ.

16. *Bythocaris gracilis*. 888 to 1,043.

Eyes hemispherical, small, little larger than the diameter of the stalks; cornea distinctly faceted; pigment black.

17. *Heterocarpus oryx* A. M.-Edwards.* 1,081.

Eyes well developed, black, but smaller than in the species of the closely allied genus *Pandalus*. †

NEMATOCARCINIDÆ.

18. *Nematocarcinus ensiferus*. 588 to 2,033.

Eyes rather small, but well developed, black; papilla minute and very obscure; no dorsal area.

MIERSIIDÆ.

19. *AcanthePHYRA Agassizii*. Surface and 105 to 2,949.

Eyes rather small, but highly developed; stalks expanded distally and capable of great mobility; pigment black and abundant; papilla well developed, prominent; dorsal area present.

20. *AcanthePHYRA*, sp. † 2,069.

Eyes imperfect in the single specimen seen, but apparently nearly as in the last species; pigment black; papilla prominent; dorsal area present.

21. *AcanthePHYRA micropthalma*. 2,574 to 2,620.

Eyes imperfectly developed; stalks capable of comparatively little motion, and contracted distally to the very small eyes; pigment light brownish; papilla minute; apparently no dorsal area.

22. *AcanthePHYRA brevirostris*. 1,395 to 2,949.

Eyes much less highly developed than in 19, but larger than the diameter of the stalks; pigment brownish black; papilla well developed; dorsal area apparently absent.

* Station 2550, August 9, 1885, north latitude $39^{\circ} 44' 30''$, west longitude $70^{\circ} 30' 45''$ 1,081 fathoms, brown mud, temperature 30° ,—1 ♀ (10661).

† The peculiar, conspicuously faceted area on the dorsal side of the eye and near to the margin of the cornea proper, and often darker than it, which is conspicuous in many Alpheidae and Palaemonidae, is entirely absent in this species. This area, however, is also absent in *Pandalus propinquus*, although it is very conspicuous in *P. Montagu*, *leptocerus*, and *borealis*. For convenience, I refer to this area, in the following part of the list, as the "dorsal area."

‡ A single very imperfect specimen of this species, which is very distinct from any other in the collections of the Fish Commission, was taken at station 2565, August 28, 1885, north latitude $38^{\circ} 19' 20''$, west longitude $69^{\circ} 02' 30''$, 2,069 fathoms, gray and brown ooze, temperature 37° .

23. *AcanthePHYra gracilis*. 1,632 to 2,512.
Eyes highly developed; cornea more expanded than in 19; pigment black and abundant; two well-developed papillæ on each stalk; dorsal area conspicuous, elongated, in contact with the cornea proper.
24. *Notostomus robustus*. 1,309 to 1,555.
Eyes rather small, but larger than the diameter of the stalks, which are somewhat expanded distally; pigment black; papilla well developed; dorsal area absent or perhaps represented by a conspicuous narrow process from the margin of the cornea.
25. *Notostomus vescus*. 2,949.
Eyes larger than the diameter of the stalks; pigment black; papilla well developed.
26. *Meningodora mollis*. 1,106 to 1,632.
Eyes imperfectly developed, smaller than the diameter of the stalks, which are somewhat tapered distally; pigment black; papilla conspicuous; dorsal area absent.
27. *Hymenodora glacialis*. 2,369 to 2,949.
Eyes similar to those of 26, except that the pigment is brownish white.
28. *Hymenodora gracilis*. 826 to 2,949.
Eyes as in the last species, but the pigment apparently a little darker in color.

PASIPHAIDÆ.

29. *Pasiphaë princeps*. 444 to 1,342.
Eyes highly developed, black; no distinct papilla nor dorsal area.
30. *Parapasiphaë sulcatifrons*. 516 to 2,949.
Eyes somewhat similar to those of 27 and 28; cornea hemispherical, not larger than the non-expanded stalks; pigment brown; papilla very conspicuous, projecting by the margin of the cornea; dorsal area absent.
31. *Parapasiphaë cristata*. 826 to 1,628.
Eyes similar to those of the last species, but the cornea a little smaller and the papilla very much larger, broad at base and tapered to an obtuse tip, which reaches considerably beyond the whole cornea.
32. *Parapasiphaë compta*. 1,537 to 2,369.
Eyes similar to those of 30, but somewhat smaller, and the pigment black.

PENÆIDÆ.

33. *Hymenopenæus microps*. 906 to 2,620.
Eyes very much smaller than in any of the closely allied species, yet slightly larger than the diameter of the stalks, and hemispherical; pigment black; papilla well developed and situated near the middle of the stalk.
34. *Aristeus ? tridens*. 843 to 2,620.
Eyes rather small but well developed, larger than the diameter of the stalks and hemispherical; pigment black or brownish black; papilla well developed, broad and low, and on the middle of the stalk.
35. *Hepomadus tener*. 1,209 to 2,949.
Eyes as in the last species, except that the papilla is more prominent.
36. *Amalopenæus elegans*. 445 to 2,369.
Eye-stalks not expanded distally, with a spot of black pigment on the outer side a little way from the cornea, which is hemispherical and little larger than the diameter of the stalks; pigment brown; papilla very prominent, conical, directed upward and inward from the middle of the stalk.

37. *Benthæctes Bartletti*. 578 to 1,081.

Eyes about as large and of the same color as in the last species; papilla very conspicuous, but low and obtuse; a mass of black pigment near the middle of the stalk, more distinctly visible from the ventral than from the dorsal side.

38. *Benthonectes filipes*. 693 to 1,043.

Eyes very large, swollen, reniform, extending far along the mesial side of the stalk; pigment dark brown, abundant; papilla prominent.

39. *Benthesicymus? carinatus*. 1,020.

Eyes apparently very nearly as in 37, but imperfect in the single known specimen.

40. *Benthesicymus? moratus*. 1,537 to 1,710.

Eyes nearly as in 38, except that the pigment is apparently white or very light in color.

SERGESTIDÆ.

41. *Sergestes arcticus*. 221 to 2,516.

Eyes highly developed, large; pigment black; apparently neither papilla nor dorsal area.

42. *Sergestes robustus*. 372 to 2,574.

Eyes similar to those of the last species, but even larger, the cornea being nearly hemispherical.

43. *Sergestes mollis*. 373 to 2,949.

Eyes small, little larger than the diameter of the stalks; pigment black, abundant.

The following species, though not yet recorded from below 1,000 fathoms, might properly enough be added to this list, as they undoubtedly all extend below the 1,000-fathom line:

44. *Scleroorangon Agassizii*. 390 to 959.

Eyes small, no larger than the stalks, which are very little dilated distally; pigment black or nearly so.

45. *Sabinea princeps*. 353 to 888.

Eyes highly developed, large; pigment black.

46. *Nematocarcinus cursor*. 384 to 838.

Similar to 18, but somewhat larger, and with the papilla very distinct, though small.

47. *Acanthephyra eximea*. 938.

Eyes very nearly as in 19.

48. *Ephyrina Benedicti*. 959.

Eyes rather small, apparently not capable of great mobility, very little larger than the diameter of the stalks; pigment black; papilla distinct; dorsal area absent.

The first question which arises in discussing the bathymetrical habits of the species in this list is, Which of them actually inhabited the bottom, or the region near the bottom, at the depths from which they are recorded, and what depths do the remaining species inhabit? That none of them are truly pelagic surface species may, I think, be taken for granted, for, with the single exception of *Acanthephyra Agassizii*, none of the free-swimming species have been taken anywhere near the

surface. Species well known to be inhabitants of the surface are, sometimes found in the trawl (and of course excluded from the list of species dredged), but are rarely so taken.

The first fifteen species in the list, and 44 and 45 as well, are unquestionably inhabitants of the bottom, and never swim any great distance from it. Nos. 16, 17, 18, and 46, though species which may swim freely for considerable distances from the bottom, undoubtedly rest upon it a part of the time, the structure of the peræopods being fitted, apparently, to do this.

The species of *Acanthephyra*, *Ephyrina*, *Notostomus*, *Meningodora*, and *Hymenodora*, which are very much alike in the structure of the articular appendages and branchiæ and are here grouped together as Miersiidae, are among the most common and characteristic forms taken in trawling at great depths, but it is perhaps doubtful whether any of them are, strictly speaking, inhabitants of the bottom. The occurrence at the surface of a living and active specimen of *Acanthephyra Agassizii*, shows that this species at least is capable of living at the surface in water of a temperature of more than 30 degrees higher than that of the abyssal depths. Such facts make it very difficult to draw any conclusions from the mere finding of specimens of any free-swimming species in the trawl coming from particular depths, and we are compelled to resort to the structure of the animal itself for evidence as to the depth of its habitat. The highly developed black eyes, the comparatively small eggs, and the firm integument of *A. Agassizii* and *A. eximea* are some evidence, though perhaps inconclusive, that these species do not normally inhabit the greatest depths from which the former species has been recorded; and neither the length nor the structure of the peræopods shows special adaptation for resting on soft oozy bottoms. We are therefore led to conclude that these two species normally inhabit the upper part of the vast space between the surface and the bottom regions. The similarity in the structure of the peræopods in all the species of the genus except *A. gracilis*, apparently indicates similarity in habits, but the imperfectly developed eyes and soft integument of *A. microphthalma* and *brevirostris* are evidence that these species inhabit greater depths than *A. Agassizii* and *eximea*, and that they are truly abyssal if not bottom-inhabiting species, and their absence from the trawl when coming from moderate depths, as shown in the records of their capture, helps to confirm this. The small number and great size of the eggs of *A. gracilis* would seem to indicate an abyssal habitat for that species also, but the large black eyes are probable evidence that it does not descend to the extreme depths inhabited by *A. microphthalma*.

Their similarity of structure makes it probable that the species of *Ephyrina*, *Notostomus*, *Meningodora*, and *Hymenodora* are similar in habits to the species of *Acanthephyra*, and the structure of their eyes and integument and the small number and great size of the eggs, in the spe-

cies in which they are known, as well as the records of their capture, indicate that they are all abyssal, or at least deep-water species.

The form of the body and the structure of the peræopods of *Pasiphaë princeps* indicate that, like the other species of the genus, it is a free-swimming species, probably never resting on the bottom. It is probably neither a truly abyssal, nor, judging from the size of the eggs as well as the record of its capture, a surface species. The structure of the eyes, the very small number and great size of the eggs, and the soft integument of the species of *Parapasiphaë* render it probable that they are really abyssal species, though probably not confined to the immediate region of the bottom.

The eight species of Penæidæ in the list are undoubtedly all free-swimming forms not confined to the immediate region of the bottom, but, judging from the relatively small size of the eyes and the presence of well-developed ocular papillæ, they are all deep-water if not abyssal species.

The records of the occurrence of the three species of *Sergestes* show that they are not confined to abyssal depths. The relatively small eyes and exceedingly soft integument of *S. mollis* would seem to indicate that it inhabited much greater depths than the other species, but the records of its capture afford no additional evidence of this.

We may then divide these species provisionally into the four following classes:

I.—*Species inhabiting the bottom or its immediate neighborhood.*

Geryon quinquedens.	Pentacheles debilis.
Ethusina abyssicola.	Sclerocrangon Agassizii.
Lithodes Agassizii.	Pontophilus abyssi.
Parapagurus pilosimanus.	Sabinea princeps.
Munidopsis curvirostra.	Glyphocrangon sculptus.
Munidopsis crassa.	Glyphocrangon longirostris.
Munidopsis similis.	Bythocaris gracilis.
Munidopsis Bairdii.	Heterocarpus oryx.
Munidopsis rostrata.	Nematocarcinus ensiferus.
Pentacheles sculptus.	Nematocarcinus cursor.
Pentacheles nanus.	

II.—*Species probably not confined to the immediate neighborhood of the bottom, but showing structural evidences of inhabiting abyssal depths.*

Acanthephyra microphthalma.	Hymenodora glacialis.
Acanthephyra brevirostris.	Hymenodora gracilis.
Notostomus robustus.	Parapasiphaë sulcatifrons.
Notostomus vesus.	Parapasiphaë cristata.
Meningodora mollis.	Parapasiphaë compta.

III.—*Doubtful, but probably inhabiting abyssal depths.*

Acanthephyra gracilis.	Benthœcetes Bartletti.
Ephyrina Benedicti.	Benthonectes filipes.
Hymenopenæus microps.	Benthescycymus? carinatus.
Aristeus? tridens.	Benthescycymus? moratus.
Hepomadus tener.	Sergestes mollis.
Amalopenæus elegans.	

IV.—*Species probably not inhabiting abyssal depths.*

Acanthephyra Agassizii.	Pasiphaë princeps.
Acanthephyra eximea.	Sergestes arcticus.
Acanthephyra, sp.	Sergestes robustus.

Summing up these lists according to the greatest depths from which the species are recorded we have the following :

Class.	Number of species.		
	Total.	Below 1,000 fathoms.	Below 2,000 fathoms.
I.—From the neighborhood of the bottom.....	21	18	5
II.—Abyssal, but not confined to the bottom.....	10	10	7
III.—Doubtful, but probably abyssal.....	11	10	6
IV.—Probably not abyssal.....	6	5	4
Total.....	48	43	22

The great differences in depth through which some of the species, unquestionably inhabiting the region of the bottom, are recorded as ranging is worthy of notice. Of the 18 inhabitants of the neighborhood of the bottom which are recorded as taken below 1,000 fathoms, 9 have a recorded range of over 800 fathoms, and one of them, *Parapagurus pilosimanus*, of nearly 2,000 fathoms. The case of the *Parapagurus* is very remarkable. It was taken at fifteen stations and in 250 to 640 fathoms by the Fish Hawk and Blake in 1880-'81-'82, and in great abundance at one station in 319 fathoms, where nearly four hundred large specimens were taken at once. All these earlier specimens were inhabiting carcinoëcia of *Epizoanthus paguriphilus*. In the Albatross dredgings of 1883-'84-'85, it was taken at twenty-one stations, ranging in depth from 353 to 2,221 fathoms; but at fourteen of these stations, all of which were below 1,500 fathoms, none of the specimens were associated with the same species of *Epizoanthus*, some of them being in *Epizoanthus abyssorum*, others in naked gastropod shells, and still others in an actinian polyp, apparently the *Urticina consors* Verrill, which often serves for the carcinoëcium of *Sympagurus pictus*, from 164 to 264 fathoms.

The color of the abyssal crustacea is very characteristic. A few species are apparently nearly colorless, but the great majority are some

shade of red or orange, and I have seen no evidence of any other bright color. A few species from between 100 and 300 fathoms are conspicuously marked with scarlet or vermilion, but such bright markings were not noticed in any species from below 1,000 fathoms. Below this depth, orange red of varying intensity is apparently the most common color, although in several species, very notably in *Notostomus robustus*, the color is an exceedingly intense dark crimson.

The structure of the eyes of the abyssal Decapoda is of the highest interest, and worthy of the most minute and careful investigation and comparison with the corresponding structures of the shallow-water and surface forms. Such an investigation I have not been able thus far to make, but the importance of the subject induces me to record the results of a superficial examination of the external characters of the eyes of most of the abyssal species from the Albatross collections. These imperfect observations have been briefly given under each species in the list of species taken below 1,000 fathoms.

If we exclude from this list all the species whose bathymetrical habits are in any degree doubtful, and examine the 21 species given as inhabiting the immediate neighborhood of the bottom, we find that *Geryon quinquedens*, *Lithodes Agassizii*, and *Sabinea princeps* have normal, well-developed large black eyes apparently entirely similar to those of allied shallow-water species. *Sclerocrangon Agassizii*, *Bythocaris gracilis*, *Heterocarpus oryx*, *Nematocarcinus ensiferus*, and *N. cursor* have normal black eyes apparently a little smaller than those of the allied shallow-water species. *Ethusina abyssicola* and *Parapagurus pilosimanus* have distinctly faceted black eyes, which, though very much smaller than in most shallow-water species, are still fully as large and apparently quite as perfect as in those of some shallow-water species in which they are evidently sensitive to ordinary changes of light. The eyes of the species of *Glyphocrangon* are very large, with the faceted surface much larger than the allied shallow-water species, but they are borne on very short stalks with comparatively little mobility, and have dark purple instead of black pigment. The eyes of *Pontophilus abyssii* are lighter in color than those of the species of *Glyphocrangon*, but are faceted and apparently have some of the normal visual elements. All the species of *Munidopsis* and of *Pentacheles* have peculiarly modified eyes from which the normal visual elements are apparently wanting. Of these 21 abyssal species, 7 are thus seen to have normal black eyes, 2 have abnormally small eyes, and 3 have large eyes with purplish or very light colored pigment, while 8 have eyes of perhaps doubtful function. If we confine this examination to the 5 species taken below 2,000 fathoms, we have 1 species with well-developed black eyes, 2 with abnormally small black eyes, 1 with light colored eyes, and 1 with eyes of doubtful function.

These facts and the comparison of the eyes and the color of the abyssal species with the blind and colorless cave-dwelling crustaceans cer-

tainly indicates some difference in the conditions as to light in caverns and in the abysses of the ocean, and make it appear probable, in spite of the objections of the physicists, that some kinds of luminous vibrations do penetrate to depths exceeding even 2,000 fathoms. The fact that, excluding shallow-water species, there is no very definite relation between the amount of the modification of the eyes and the depth which the species inhabit, many of the species with the most highly modified eyes being inhabitants of much less than 1,000 fathoms, might at first be thought antagonistic to this view. But when we consider how vastly greater the purity of the water must be in the deep ocean, far from land, than in the comparatively shallow waters near the borders of the continents, and how much more transparent the waters of the ocean abysses than the surface waters above, we can readily understand that there may usually be as much light at 2,000 fathoms in mid ocean as at 500 or even at 200, near a continental border. These considerations also explain how the eyes of specimens of species like *Parapagurus pilosimanus*, coming from 2,220 fathoms, are not perceptibly different from the eyes of specimens from 250 fathoms.

Although some abyssal species do have well-developed black eyes, there can be no question that there is a tendency toward very radical modification or obliteration of the normal visual organs in species inhabiting deep water. The simplest and most direct form of this tendency is shown in the gradual reduction in the number of the visual elements, resulting in the obsolescence and, in some cases, in final obliteration of the eye. The stages of such a process are well represented, even among the adults of living species. The abyssal species with black eyes, referred to in a previous paragraph, contains the first part of such a series, beginning with species like *Geryon quinquedens* and *Lithodes Agassizii* and ending with *Ethusina abyssicola*, in which there are only a very few visual elements at the tips of the immobile eye-stalks. A still later stage is represented by A. M. Edwards's genus *Cymonomus*, in which the eye-stalks are immobile, spiny rods, tapering to obtuse points, without visual elements, or even (according to the description) a cornea. *Cymonomus* is not known to be an abyssal genus, neither of the species having been recorded from much below 700 fathoms, and is a good example of the fact already mentioned, that many of the species with the most highly modified eyes are inhabitants of comparatively shallow water. There are, however, several cases of very closely allied species inhabiting different depths, where the eyes of the deeper-water species are much the smaller, for example: *Sympagurus pictus*, 164 to 264, and *Parapagurus pilosimanus*, 250 to 2,221 fathoms; *Pontophilus gracilis*, 225 to 458, and *P. abyssi*, 1,917 to 2,221 fathoms; and *Nematocarcinus cursor*, 384 to 838, and *N. ensiferus*, 588 to 2,033 fathoms.

In a large number of deep-water and abyssal species the ocular pigment is deep purplish, brownish, reddish, light purplish, light reddish,

or even nearly colorless, while the number of visual elements may be either very much less or very much greater than usual. The eyes of the species of *Glyphocrangon* and of *Benthonectes* are good examples of well-developed eyes of this class. In many cases the presence of light-colored pigment is accompanied with reduction in the number of visual elements precisely as in black eyes, *Parapasiphaë sulcatifrons*, *P. cristata*, *Acantheephyra microphthalma*, and the species of *Hymenodora* being good examples.

In other cases there are apparently radical modifications in the structural elements of the eye without manifest obsolescence. The large and highly developed but very short-stalked eyes of the species of *Glyphocrangon*, apparently specialized for use in deep water, probably represent one of the earlier stages of a transformation which results finally in the obliteration of the visual elements of the normal eye and the substitution of an essentially different sensory structure. In *Pontophilus abyssii* the transformation has gone further; the eyes, though fully as large as in the allied shallow-water species, are nearly colorless, not very distinctly faceted, and have probably begun to lose the normal visual elements over a portion of the surface. In the eyes of several of the species of *Munidopsis* the normal visual elements have entirely disappeared and there is an expanded transparent cornea backed by whitish pigment and some kind of nervous elements. I am very well aware that there is as yet no conclusive evidence that these colorless eyes in the species of *Munidopsis* are anything more than the functionless remnants of embryonic or inherited organs, but the fact that in some species they are as large as the normal eyes of allied shallow-water species is certainly a strong argument against this view.

In the species of *Pentacheles* there is better evidence that the eyes are not functionless, for, although they have retreated beneath the front of the carapax, they are still exposed above by the formation of a deep sinus in the margin, and the ocular lobe itself has thrown off a process which is exposed in a special sinus in the ventral margin. It is very easy to conceive how the eyes of *Pentacheles*, probably as highly modified as those of any deep-water species, may have been derived from eyes like those of the species of *Glyphocrangon* and *Pontophilus abyssii* through a stage like the eyes of *Calocaris*, which are practically sessile, have lost all the normal visual elements, and have only colorless pigment, but still present large flattened transparent non-faceted corneas at the anterior margin of the carapax. It is interesting to note that the highly modified eyes of *Pentacheles* are found in a well-defined group confined to deep water and of which all the species have probably been inhabitants of deep water for considerable geological periods, while the equally deep-water species with less modified or obsolescent eyes are much more closely allied to shallow-water species, from whose ancestors they may have been derived in comparatively recent times.

Many of the deep-water Caridea have a peculiar papilla-like process

on the mesial or mesio-dorsal side of the eye-stalk, somewhere between the middle of the stalk and the cornea. This organ is very highly developed in many of the Miersiidae and deep-water Penaeidae, appears to receive a branch of the optic nerve, is apparently sensory in its function, and has sometimes been referred to as a phosphorescent organ. A somewhat similar, though very small, papilla is present in some shallow-water Caridea and Schizopoda, but, having no knowledge whatever of its function, I have simply described it, in the list of abyssal species already given, as the "papilla."

The large size and small number of the eggs is a very marked characteristic of many deep-water Decapoda. The eggs are extraordinarily large in several species of *Munidopsis*, *Glyphocrangon*, and *Bythocaris*, and in *Elasmonotus inermis*, *Sabinea princeps*, *Acanthephyra gracilis*, and *Pasiphaë princeps*. But the largest crustacean egg which I have seen is that of the little shrimp *Parapasiphaë sulcatifrons*, which carries only fifteen to twenty eggs, each of which is more than 4 millimeters in diameter, and approximately equal to a hundredth of the bulk of the animal producing it—a case in which the egg is relatively nearly as large as in many birds! My suggestion (*Amer. Jour. Sci.*, II, xxviii, p. 56, 1884) that the great size of the eggs in the deep-water Decapoda was probably accompanied by an abbreviated metamorphosis within the egg, thus producing young of large size and in an advanced stage of development, specially fitting them to live under conditions similar to those environing the adults, has already been proved true by Prof. G. O. Sars, in the case of *Bythocaris leucopsis*, in which the young are in a stage essentially like the adult before leaving the egg.

Although the great size of the eggs is highly characteristic of many deep-water species, it is by no means characteristic of all, and, as the following table of measurements shows, the size of the eggs has no definite relation to the bathymetrical habitat, and is often very different in closely allied species, even where both are inhabitants of deep water. For example, the eggs of *Acanthephyra gracilis* are very large, while those of *A. brevirostris* and *Agassizii* are normally small, and those of *Pontophilus abyssi* are fully as small as in the comparatively shallow-water species of the genus, and much smaller than those of many shallow-water Crangonidae.

For the purpose of comparing the size of the eggs of the deep-water and shallow-water species, I have measured a considerable number of Decapod eggs, and in several cases have estimated approximately the number of eggs carried by an individual. The results are given in the following table, in which the bathymetrical habitat is given approximately in even hundreds of fathoms, habitats of less than 100 fathoms being indicated by —100; the diameter is the approximate average of the longer and shorter diameters, usually of several eggs from two or three

individuals; and the number of eggs is the estimate for a single individual of medium or large size, or the extremes of variation in two or more individuals. The measurements given have all been made from alcoholic specimens, and in some cases, where the eggs were not very well preserved, may not agree perfectly with measurements of fresh eggs, though all the measurements are probably within the range of variation for the species. Measurements of fresh eggs of *Homarus Americanus* and *Palæmonetes vulgaris*, and of the same eggs after preservation in alcohol, show no marked shrinkage in the diameter of the chorion, and this probably holds good for other Decapod eggs when well preserved. In many cases the form of the egg, and possibly the size also, changes slightly during the development of the embryo, there being a tendency for the egg to elongate as development proceeds. For this reason, as well as for greater ease of comparison, the average of the longer and shorter diameters is given.

Diameter and number of Decapod eggs.

Species and bathymetrical habitat.	Fathoms.	Diameter.	Number.
BRACHYURA.			
MAJOIDEA.			
		<i>Millim.</i>	
Hyas araneus	—100	0.67	
Hyas coarctatus	—100 to 200	0.60	
Lisopagnathus Thomsoni	200 to 300	0.7	
Collodes depressus	—100	0.48	
Collodes robustus	—100 to 400	0.80	
Empognatha rastellifera	—100 to 200	0.65	
Metoporphis calcaratus	—100	0.57	
Leptopodia sagittaria	—100	0.50	
Podocheila Riisei	—100	0.57	
CANCRIOIDEA.			
Callinectes hastatus	—100	0.28	4,500,000
Neptunus Sayi	—100	0.33	
Achelous anceps	—100	0.26	
Geryon quinquegens	—100 to 1,100	0.74	47,000
OCYPODOIDEA.			
Nautilograpsus minutus	—100	0.35	
Pinnixa chatopterana	—100	0.26	
ANOMURA.			
LATREILLIOIDEA.			
Latreillia elegans	—100 to 200	0.45	1,660
HOMOLOIDEA.			
Homola barbata	—100 to 400	0.36	
LITHODOIDEA.			
Lithodes Agassizii	400 to 1,300	2.6	
PAGUROIDEA.			
Eupagurus bernhardus	—100	0.57	
Eupagurus politus	—100 to 600	1.12	2,000
Eupagurus pubescens	—100 to 600	0.70	
Eupagurus Krøyeri	—100	0.90	
Catapagurus Sharreri	—100 to 300	0.65	
Catapagurus gracilis	—100 to 200	0.52	
Parapagurus pilosimanus	300 to 2,200	1.2	

DECAPODA FROM ALBATROSS DREDGINGS.

Diameter and number of Decapod eggs—Continued.

Species and bathymetrical habitat.	Fathoms.	Diameter.	Number.
ANOMURA—Continued.			
GALATHEOIDEA.			
		<i>Milkm.</i>	
Munida Caribæa? Smith	—100 to 300	0.47	
Munidopsis curvirostra	—100 to 1,300	1.6	14 to 52
Munidopsis Bairdii	1,500 to 1,800	3.1	
Munidopsis crassa	1,700 to 2,600	3.5	
Munidopsis similis	1,060	2.8	22
Munidopsis rostrata	1,100 to 1,400	3.7	304
Anoplionotus politus	—100 to 200	1.1	25
MACRURA.			
ERYONTIDÆ.			
Pentacheles sculptus	300 to 1,100	0.75	
Pentacheles nanus	700 to 1,900	0.77	1,250 to 1,500
HOMARIDÆ.			
Homarus Americanus	—100	1.9	12,000 to 20,000
CRANGONIDÆ.			
Crangon vulgaris	—100	0.47	
Sclerocrangon Agassizii	400 to 1,000	2.5	
Sclerocrangon boreas	—100	2.1	
Pontophilus brevirostris	—100 to 200	0.70	
Pontophilus Norvegicus	—100 to 600	1.1	
Pontophilus abyssi	1,900 to 2,200	0.7	
Nectocrangon lar	—100	1.6	
Sabinea septemcarinata	—100	1.4	
Sabinea Sarsii	—100 to 200	1.3	
Sabinea princeps	300 to 900	2.8	353
GLYPHOCRANGONIDÆ.			
Glyphocrangon sculptus	1,000 to 1,400	3.0	97
Glyphocrangon longirostris	800 to 1,100	3.0	86
ALPHEIDÆ.			
Hippolyte spinus	—100	0.90	
Hippolyte Gaimardii	—100	0.95	
Hippolyte polaris	—100 to 300	1.6	
Bythocaris gracilis	900 to 1,100	1.6	
Bythocaris nana	—100 to 200	0.9	
Latreutes ensiferus	—100	0.42	
Virbins zostericola	—100	0.40	
Pandalus propinquus	200 to 600	1.0	
Pandalus borealis	—100 to 200	1.2	
Pandalus leptocerus	—100 to 300	0.7	
PALÆMONIDÆ.			
Palæmon forceps	—100	0.60	7,000
Leander tenuicornis	—100	0.60	
Palæmonetes vulgaris	—100	0.70	360
NEMATOCARCINIDÆ.			
Nematocarcinus ensiferus	600 to 2,000	0.68	16,000 to 21,000
Nematocarcinus cursor	400 to 800	0.64	20,000
MIERSIIDÆ.			
Acanthephyra Agassizii	—100 to 3,000	0.85	5,000
Acanthephyra brevirostris	1,400 to 3,000	0.70	
Acanthephyra gracilis	1,600 to 2,500	2.5	21
Hymenodora gracilis	800 to 3,000	2.6	
PASIPHAIDÆ.			
Pasiphaë tarda	—100 to 200	2.0	94
Pasiphaë princeps	400 to 1,400	3.5	
Parapasiphaë sulcatifrons	500 to 3,000	4.2	15 to 19

BRACHYURA.

MAIOIDEA.

LEPTOPODIA SAGITTARIA Leach.

Station 2280, October 19, off Cape Hatteras, north lat. 35° 21', west long. 75° 21' 30'', 16 fathoms, gray sand ; 2 ♂, 1 ♀ (8841).

METOPORHAPIS CALCARATUS Stimpson.

Leptopodia calcarata Say, Jour. Acad. Nat. Sci. Phila., i, p. 455, 1818.

Metoporhapis calcarata Stimpson, Ann. Lyceum Nat. Hist. New York, vii, p. 193 (70), 1860.

Metoporhapis forficulatus A. M.-Edwards, Crust. Région Mexicaine, p. 174, pl. 31, figs. 3-3e, 1878.

Specimens examined.

[Locality: Off Cape Hatteras.]

Catalogue number.	Station number.	Locality.		Depth and nature of bottom.		Date.	Specimens.	
		N. lat.	W. long.	Fathoms.	Materials.		Number.	With eggs.
7269	2285	35 21 25	75 24 25	13	crs. gy. S.	1884. Oct. 19	♂ 1	♀ 1
8845	2286	35 21 30	75 25 00	11	crs. gy. S.	Oct. 19	..	1
7270	2296	35 35 20	74 58 45	27	crs. gy. S.	Oct. 20	3	3

ODOCHELA RIISEI Stimpson.

Podochela Riisei Stimpson, Ann. Lyceum Nat. Hist. New York, vii, p. 196 (68), pl. 2, fig. 6, 1860. A. M.-Edwards, Crust. Région Mexicaine, p. 193, pl. 34, figs. 1-1a, 1879.

Podonema Riisei Stimpson, Bull. Mus. Com. Zool., ii, p. 126, 1870.

Coryrhynchus Riisei Kingsley, Proc. Acad. Nat. Sci. Phila., 1879, p. 384, 1880.

Specimens examined.

[Locality: Off Cape Hatteras.]

Catalogue number.	Station number.	Locality.		Depth and nature of bottom.		Date.	Specimens.	
		N. lat.	W. long.	Fathoms.	Materials.		Number.	With eggs.
8777	2275	35 20 40	75 18 40	16	gy. S.	1884. Oct. 19	♂ 1y	♀ ..
8773	2277	35 20 50	75 19 50	16	gy. S.	Oct. 19	..	1y
8792	2285	35 21 25	75 24 25	13	crs. gy. S.	Oct. 19	1	1
7268	2285	35 21 25	75 24 25	13	crs. gy. S.	Oct. 19	1	..
7268	2285	35 21 25	75 24 25	13	crs. gy. S.	Oct. 19	1	..
8814	2296	35 35 20	74 58 45	27	crs. gy. S.	Oct. 20	1	1
8799	2297	35 38 00	74 53 00	49	bk. M. brk. Sh.	Oct. 20	1	..
7253	2297	35 38 00	74 53 00	49	bk. M. brk. Sh.	Oct. 20	1	..

[17]

DECAPODA FROM ALBATROSS DREDGINGS.

COLLODES DEPRESSUS A. M.-Edwards.

Crust. Région Mexicaine, p. 176, pl. 32, figs 4-4 e, 1878. Smith, Proc. National Mus., vi, pp. 5, 8, 1883.

Station 2296, off Cape Hatteras, October 20, north lat. 35° 35' 20'', west long. 74° 58' 45'', 27 fathoms, coarse gray sand; three females, two of which were carrying eggs (7248).

COLLODES ROBUSTUS Smith.

Specimens examined.

[Locality: Off Chesapeake Bay.]

Catalogue number.	Station number.	Locality.		Depth, temperature, and nature of bottom.			Date.	Specimens.		
		N. lat.	W. long.	Fathoms.	°	Materials.		Number.	With eggs.	
7211	2285	° ' "	° ' "				1884. Oct. 18	♂ 6	♀ 1	0
		37 07 40	74 35 40	70	63	gn. M. G.				

[Locality: Off Cape Hatteras.]

8901	2297	35 38 00	74 53 00	49	bk. M. brk. Sh.	Oct. 20	1	
7261	2297	35 38 00	74 53 00	49	bk. M. brk. Sh.	Oct. 20		1	0

EUPROGNATHA RASTELLIFERA Stimpson.

Specimens examined.

[Locality: Off Chesapeake Bay.]

Catalogue number.	Station number.	Locality.		Depth, temperature, and nature of bottom.			Date.	Specimens.		
		N. lat.	W. long.	Fathoms.	°	Materials.		Number.	With eggs.	
8741	2264	° ' "	° ' "				1884.	♂	♀	
8906	2285	37 07 40	74 35 40	70	63	gn. M. G.	Oct. 18	4	2	+
8775	2285	37 07 40	74 35 40	70	63	gn. M. G.	Oct. 18	23	31	+
		37 07 50	74 34 20	167	58	gy. S.	Oct. 18			

[Locality: Off Cape Hatteras.]

8748	2269	35 12 30	75 05 00	48	76	gy. M.	Oct. 19	3	
8804	2308	35 43 00	74 53 30	45	gy. S.	Oct. 21		1

LISPOGNATHUS THOMSONI A. M.-Edwards.

Dorynchus Thomsoni Norman, in Thomson, Depths of the Sea, p. 174 (cut), 1873.

Lispognathus Thomsoni A. M.-Edwards, Rapport sur la Faune sous-marine dans les grandes profondeurs de la Méditerranée et de l'Océan Atlantique (Arch. Missions Sci. et Littéraires, ix), pp. 16, 39, 1882; Recueil de figures de Crustacés nouveaux ou peu connus, pl. [3], 1883.

Lispognathus furcatus Smith, Proc. National Mus., vi, p. 12, 1883.

(Plate I, Figs. 1, 1a.)

Specimens examined.

Catalogue number.	Station number.	Locality.		Depth, temperature, and nature of bottom.			Date.	Specimens.	
		N. lat.	W. long.	Fathoms.	°	Materials.		Number.	With eggs.
.....	951	39 57 00	70 31 30	225	M.	1881. Aug. 23	♂ 1	♀
.....	1096	39 53 00	69 47 00	317	sft. gn. M.	1882. Aug. 11	1	1
7190	2262	39 54 45	69 29 45	250	42	M. S.	1883. Sept. 28	1	1

The specimens taken in 1881 and 1882 were referred very doubtfully to A. M.-Edwards's *L. furcillatus** before I had seen the figure in his great work on the crustacea of the Mexican region. A comparison with Milne-Edwards's figure (which is that of a female, and not of a male as stated in the explanation of the plate) appears to indicate that our specimens are specifically distinct, but a comparison of them with four females of *L. Thomsoni*, from the Bay of Biscay, received from the Rev. Dr. Norman, shows that they are very closely allied to that species, and probably only a robust variety of it. Our specimens are all considerably larger than any of those from the Bay of Biscay, and have the carapax broader and its spines larger and stouter. These differences are so slight, however, that I think a large series of specimens from the two sides of the Atlantic would show all intermediate forms. On account of the differences exhibited, I give the following full description of the three specimens enumerated above:

The carapax, excluding the rostral and lateral spines, is about four-fifths as broad as long in the male, and slightly broader and much thicker and more swollen in the female. The rostral horns are acicular, very slightly divergent, and slightly ascending, and in the male nearly three-

* In Bull. Mus. Comp. Zool., vii, p. 9, 1880, the species is described as new under the name *furcatus*, but in the Crust. Région Mexicaine, p. 349, pl. 31 A, fig. 4, 1880, the same specimen, apparently, is described under the name *furcillatus*, which is also used in the Rapport sur la Faune sous-marine dans les grandes profondeurs de la Méditerranée et de l'Océan Atlantique, pp. 16, 39, 1882. The first two of these works bear the same date, and, although the Cambridge Bulletin probably appeared first, it seems best to use the name *furcillatus*, apparently adopted by Milne-Edwards himself, and the one used in connection with the first-published figure.

tenths as long as the rest of the carapax. The three erect gastric and the postorbital spines are subequal and very slender and acute, and the postorbital spine each side is situated slightly in front of a line from the middle to the lateral gastric in the females, but slightly in front of it in the male. The cardiac spine is considerably stouter and a little higher than the gastric spines, and either side of it on the dorsal part of the branchial region there is a much smaller erect spine, and on a line between this and the lateral gastric there is a similar spine in the females, but only a minute spine or tubercle in the male. There are two or three minute spines or tubercles on the protuberant superior lobe of the hepatic region, and about as many more back of these on the side of the branchial region, while on the inferior hepatic lobe, opposite the middle of the buccal area, there is a much larger spine directed downward, and back of this a smaller one, near the base of the cheliped. The supraorbital spine is slender and about as long as the gastric spines, and in the male the interantennular is fully as long, stouter, and directed downward and curved slightly forward. The basal segment of the antenna is irregularly armed beneath with small spines or teeth, and in the male with a slender spine at the distal end. The eye-stalk is armed with a minute spine or tubercle in front, and above with a small tubercle at the emargination of the cornea. The exposed surface of the ischium and merus of the external maxillipeds is armed conspicuously with marginal and submarginal spines, of which one on the inner edge of the merus is very long.

The chelipeds in the male are stout and nearly twice as long as the carapax, including the rostral horns; the merus is a little shorter than the chela and triquetral, with all three of the angles thickly armed with very long and slender spines; the carpus is rounded externally, but armed like the merus; the chela is longer than the carapax, excluding the rostral horns, and naked and unarmed except by a few spines along the proximal part of the dorsal edge; the body is stout and swollen, and the digits slightly shorter than the body, nearly straight vertically but strongly curved laterally, very much compressed, grooved longitudinally on the sides and on the rather broad dorsal edge of the dactylus, and the prehensile edges crenately serrate and in contact throughout when closed. In the female the chelipeds are only about once and a half as long as the carapax, including the rostral spines, much more slender than in the male, and armed with proportionally longer spines; the chela is much shorter than the carapax, excluding the rostral horns; the body is scarcely at all swollen, and is armed with slender spines along both edges and with minute spines or tubercles on the sides, and the digits are proportionally longer and narrower than in the male.

The ambulatory legs are very long and slender, clothed to the tips of the dactyli with numerous curved setiform hairs which persistently retain mud and other foreign substances, and each is armed with a slender spine on the upper side of the distal end of the merus.

In the male the abdomen is much broader relatively to the sternum than in *Euprognatha rastellifera*, and has a low tuberculiform elevation on each somite. The first and second somites are narrow, the third broadest of all, the fourth and fifth successively a very little narrower, the fifth fully twice as broad as long, and the sixth and seventh consolidated as in *Euprognatha* and *Collodes*, together much broader than long and very broad and obtuse at the tip. The appendages of the first somite reach nearly to the tip of the abdomen, and their tips are stout and curved outward very strongly.

The eggs are numerous, nearly spherical, and approximately 0.7^{mm} in diameter in alcoholic specimens.

These specimens and three others from the Bay of Biscay give the following:

Measurements in millimeters and hundredths of length of carapax.

Station.	Bay of Biscay.					
	951.	1,096.	2,262.			
Sex	♂	♀	♀	♀	♀	♀
Length of carapax, including rostral spines	12.0	12.4	10.5	8.2	7.2	7.1
Length of carapax, excluding rostral spines	9.3	10.8	10.5	7.0	6.2	6.3
Breadth of carapax, including spines	7.6	9.6	9.4	5.8	5.2	5.2
Breadth of carapax, excluding spines	7.6	9.3	9.3	5.7	5.1	5.1
Same in hundredths of the length, excluding rostral spines	82	86	98	81	82	81
Breadth of front between orbits	2.0	2.1	2.0	1.6	1.4	1.4
Length of cheliped	23.0	19.0	20.0	13.0		
Length of chela	10.0	8.0	8.5	5.4		
Breadth of chela, excluding spines	3.1	2.1	2.0	1.3		
Length of dactylus	4.6	4.0	4.5	2.6		
Length of first ambulatory peræpod	41.0	38.0		27.0		
Length of propodus	13.5	12.0		9.0		
Length of dactylus	8.6	8.0		6.0		
Length of second ambulatory peræpod	37.0	34.0	36.0	24.0		
Length of propodus	10.8	9.9	10.7	7.1		
Length of dactylus	7.0	6.8	7.3	5.3		
Length of fourth ambulatory peræpod	31.0	30.0	31.0	20.0		
Length of propodus	9.0	8.0	8.8	6.0		
Length of dactylus	5.5	6.0	6.1	4.2		

ANAMATHIA AGASSIZII Smith.

Amathia Agassizii Smith, Bull. Mus. Comp. Zool., x, p. 1, pl. 2, figs. 2, 3, 1882; Proc. Nat. Mus., vi, p. 3, 1883; Report U. S. Fish Com., x, for 1882, p. 346, 1884.

Anamathia Agassizii Smith, Proc. National Mus., vii, p. 497, 1885.

(Plate I, Figs. 2, 3, 3a.)

Specimens examined.

Catalogue number.	Station number.	Locality.		Depth, temperature, and nature of bottom.			Date.	Specimens.	
		N. lat.	W. long.	Fathoms.	°	Materials.		Number.	With eggs.
8042	2183	39 57 45	70 56 30	195	44	gn. M. S.	1884. Aug. 2	♂	♀
8043	2200	39 53 30	69 43 20	148	45	crs. S.	Aug. 6	1	..

Measurements in millimeters.

Catalogue number.....	8043
Station.....	2200
Sex.....	♂
Length of carapax, including rostral and posterior spines.....	70
Length of carapax, excluding rostral and posterior spines.....	57
Length of rostral horns or spines.....	13
Breadth of carapax, including lateral spines.....	48
Breadth of carapax, excluding lateral spines.....	45
Length of branchial spines.....	4
Length of cheliped.....	109
Length of chela.....	51
Breadth of chela.....	6.5
Length of dactylus.....	18
Length of first ambulatory peræopod.....	180
Length of dactylus.....	29
Length of second ambulatory peræopod.....	144
Length of dactylus.....	27
Length of fourth ambulatory peræopod.....	114
Length of dactylus.....	24

Prof. G. O. Sars, in his great work on the Crustacea of the Norwegian North-Atlantic Expedition, states that this species is evidently congeneric with *Scyramathia Carpenteri* A. M. Edwards, and his excellent figures and description of that species incline me not only to adopt the same view, but to include, with *A. Agassizii*, all the other American species, and, moreover, to be somewhat doubtful of the validity of the genus *Scyramathia*, notwithstanding that Professor Sars regards it as widely separated from *Anamathia*. In regard to the systematic position of *Scyramathia*, Professor Sars says: "It should certainly, from the structure of the orbita and other characters, be classed under the family Maiidæ, within the limits at present usually assigned to that family, hence comparatively remote alike from the genus *Amathia* and from the genus *Scyra*, the first of which belongs to the family Periceridæ, according to the revision of the Oxyrhyncha lately published by E. Miers. Again, among the Maiidæ it unquestionably belongs to the sub-family Maiinæ, and would seem to approximate closest to the genus *Hyastenus* White, chiefly represented in the northern part of the Pacific Ocean."

When proposing the genus *Scyramathia*, A. Milne-Edwards (Comp. rend. Acad. Sci. Paris, xci, p. 356, 1881) gives no characters whatever by which it may be distinguished from *Anamathia*, but from the fact that he places in it *Scyra umbonata* Stimpson, it is very readily inferred that he regarded the peculiar truncated tubercles with which the carapax is armed in both species as the principal generic character. That he did not base the separation on the character of the orbits is evident from the fact that he has retained in the genus *Amathia* several species (one of which is very likely specifically identical with *A. Agassizii*) in which the structure of the orbits is similar to that in *Scyramathia Carpenteri*. Unfortunately I have seen no specimens of the Mediterranean *A. Rissoana*, the type of the genus *Anamathia*, but judging by the figures given by Roux, and more particularly those in the third edition of *Le Règne Animal de Cuvier*, it is very closely allied to the American species referred to the genus, and the structure of the orbits appears to be not unlike that in *Scyramathia Carpenteri*, except that no supraorbital or preorbital spines or processes are shown in the figures, and their ab-

sence is confirmed by Miers's diagnosis of the genus. The preorbital spines, though prominent in *A. Agassizii*, *crassa*, *Tanneri*, and *hystrix*, are small and inconspicuous in *Scyramathia Carpenteri*, their absence would apparently change the character of the orbits very little, and, as Miers has said in another place, is "a character which by itself cannot be considered of generic importance." It is still quite possible that *A. Rissoana* is different enough to be separated from the American species, in which case they should all, apparently, be referred to *Scyramathia*, which, as Professor Sars remarks, belongs most properly to the Maiidæ. Miers, however, evidently saw the resemblance between *A. Rissoana* and the Maiidæ, for he says that the genus *Halimus*, which he places next to *Amathia*, "establishes a transition to the Maiidæ." Until *A. Rissoana* is carefully compared with the other species, it seems best to retain them all in the genus *Anamathia*.

Though Professor Sars is "greatly disposed to regard the two forms as identical," I think there can be very little doubt that Stimpson's *Scyra umbonata* is at least specifically distinct from *Anamathia Carpenteri*. Stimpson says of his species that "the rostrum is rather longer than the interorbital width of the carapax," while in *A. Carpenteri* the rostrum is more than twice as long as the interorbital width of the carapax. Moreover, Stimpson compares his species with *Scyra acatifrons* Dana, which has a broad lamellar rostrum, divided only at the tip, and very unlike the long and spreading rostral horns of the species of *Anamathia*, and he nowhere alludes to rostral horns, as he does under his *Amathia modesta*, or even mentions that the rostrum is divided at all. It is, perhaps, useless to speculate upon the affinities of Stimpson's species until it is rediscovered, but I am confident that it will be found to have a rostrum very different from that of *Anamathia Carpenteri*.

ANAMATHIA TANNERI Smith.

Amathia Tanneri Smith, Proc. National Mus., vi, p. 4, 1883.

Anamathia Tanneri Smith, Proc. National Mus., vii, p. 493, 1885.

(Plate I, Fig. 4.)

I have seen only the type specimens taken by the Fish Hawk in 1881. The figure is from the larger of these specimens.

HYAS COARCTATUS Leach.

Specimens examined.

Catalogue number.	Station number.	Locality.		Depth, temperature, and nature of bottom.			Date.	Specimens.		
		N. lat.	W. long.	Fathoms.	°	Materials.		Number.	With eggs.	
7168	2253	° ' "	° ' "	32	53	gy. S.	1884.	♂	♀	0
8733	2253	40 34 30	69 50 45	32	53	gy. S.	Sept. 27	3s.	1s.	
8660	2255	40 34 30	69 50 45	32	53	gy. S.	Sept. 27	1s.	..	-----
7169	2256	40 46 30	69 50 15	18	56	gy. S.	Sept. 27	1	..	-----
8657	2257	40 38 30	69 29 00	30	53	yl. S.	Sept. 28	2	3	1
8657	2257	40 32 30	69 29 00	33	52	yl. S.	Sept. 28	1	1	1
8860	2308	35 48 00	74 53 30	45	gy. S.	Oct. 21	..	1	1

Station 2308, off Cape Hatteras, is the farthest south that this species has been observed.

LIBINIA EMARGINATA Leach.

Libinia emarginata Leach, Zoological Miscellany, ii, p. 130, pl. 108, 1815.

Libinia canaliculata Say, Jour. Acad. Nat. Sci. Phila., i, 77, pl. 4, fig. 1, 1817.

Specimens examined.

[Locality: Off Cape Hatteras.]

Catalogue number.	Station number.	Locality.		Depth, temperature, and nature of bottom.			Date.	Specimens.	
		N. lat.	W. long.	Fathoms.	°	Materials.		Number.	With eggs.
8743	2268	35 10 40	75 06 10	68	77	gy. M.	1884. Oct. 19	♂ 1y. ♀	0
7238	2285	35 21 25	75 24 25	13	crs. gy. S.	Oct. 19	1y.	0
8877	2286	35 21 30	75 25 00	11	crs. gy. S.	Oct. 19	2
7247	2296	35 35 20	74 58 45	27	crs. gy. S.	Oct. 20	1y.	0
8862	2298	35 39 00	74 52 00	80	bk. M. brk. Sh.	Oct. 20	7y.	0

NIBILIA ERINACEA A. M.-Edwards.

Crust. Région Mexicaine, p. 133, pl. 25, 1878.

Station 2301, October 21, off Cape Hatteras, north lat. 35° 11' 30'', west long. 75° 05', 59 fathoms, coarse sand, temperature 75°; two specimens (7256), which give the following:

Measurements in millimeters.

Sex.....	♂	♀
Length of carapax, including rostral and posterior spines.....	39.0	48.0
Length of carapax, excluding rostral and posterior spines.....	29.3	40.0
Length of rostral spines or horns.....	9.2	7.7
Breadth of carapax, including lateral spines.....	21.3	31.0
Breadth of carapax, excluding lateral spines.....	18.4	27.4
Length of cheliped.....	32.0	45.0
Length of chela.....	13.5	19.8
Breadth of chela.....	2.4	3.3
Length of dactylus.....	5.0	7.6
Length of first ambulatory pereiopod.....	45.0	60.0
Length of dactylus.....	8.7	11.3
Length of fourth ambulatory pereiopod.....	33.0	40.6
Length of dactylus.....	7.2	10.2

Both specimens are small and the female apparently immature. In the female the spines of the carapax are shorter and more obtuse than in the male, and the rostral horns shorter and less divergent.

PERICERA, species.

Station 2268, October 19, off Cape Hatteras, north lat. 35° 10' 40'', west long. 75° 06' 10'', 68 fathoms, temperature 77°, gray mud; a single young specimen, with the carapax, excluding the rostrum, scarcely 10^{mm} in length. It resembles the *P. spinosissima* Saussure, but the carapax is armed with fewer and smaller spines.

LAMBRUS VERRILLII Smith.

Proc. National Mus., iii, p. 415, 1881; vi, p. 14, 1883.

(Plate II, Fig. 2.)

Specimens examined.

[Locality: Off Martha's Vineyard.]

Catalogue number.	Station number.	Locality.		Depth, temperature, and nature of bottom.			Date.	Specimens.	
		N. lat.	W. long.	Fathoms.	°	Material.		Number.	With eggs.
8655	2244	40 05 15	70 23 00	67	53	gn. M. S.	1884. Sept. 26	♂ 1 y.	♀

[Locality: Off Cape Hatteras.]

7217	2268	35 10 40	75 06 10	68	77	gy. M.	Oct. 19	2 s.
7218	2268	35 10 40	75 06 10	68	77	gy. M.	Oct. 19	1 s.
7255	2301	35 10 30	75 05 00	59	73	crs. S.	Oct. 21	1 l.

Measurements in millimeters.

Catalogue number.....	8655	7217	7218	8655	7217	7255
Station	2244	2268	2268	2244	2268	2301
Sex	Young.	♂	♂	♂	♂	♂
Length of carapax	9.6	12.7	13.7	14.6	15.7	28.4
Breadth, including lateral spines	10.4	14.3	16.4	17.6	18.9	35.0
Breadth, excluding lateral spines	9.7	13.0	15.0	15.8	16.5	30.8
Length of cheliped	21.0	29.0	35.0	36.0	38.0	88.0
Length of merus	7.3	11.0	12.5	13.5	14.0	34.0
Length of propodus	10.0	13.5	16.0	16.5	17.5	41.0

Some of these specimens vary considerably from those originally described. The small male, 7218, is armed with fewer and much less conspicuous tubercles and teeth, all the spiniform elevations of the dorsal surface of the carapax being reduced to low and inconspicuous tubercles, the teeth of the anterior part of the antero-lateral margin are nearly obsolete, and the marginal teeth of the chelipeds are much shorter and some of them, especially on the outer edge of the chela, are obsolete. On the other hand, in the two small males, 7217, and the large male, 7255, the tubercles of the dorsal surface of the carapax and many of those of the chelipeds are much more prominent than in the specimens originally described, the rostrum is more abruptly constricted and the terminal portion narrower, longer, spiniform, and armed with lateral tubercles.

These variations incline me to the belief that this species is really the *L. Pourtalesii* of Stimpson and that A. Milne-Edwards's figure of that species is either incorrect or based on some other species.

LAMBRUS AGONUS Stimpson.

Bull. Mus. Comp. Zool., ii, p. 131, 1870. A. M.-Edwards, Crust. Région Mexicaine, p. 151, pl. 28, figs. 3-3b, 1878.

Station 2296, October 20, off Cape Hatteras, north lat. 35° 35' 20", west long. 74° 58' 45", 27 fathoms, coarse gray sand; one male (7250).

PLATYLAMBRUS SERRATUS A. M.-Edwards.

Lambrus serratus M.-Edwards, Hist. Nat. Crust., i, p. 357, 1834 (teste A. M.-Edwards).

Lambrus crenulatus Saussure, Crust. Mexique et des Antilles, p. 13, pl. 1, fig 4, 1858. Stimpson, Ann. Lyceum Nat. Hist. New York, vii, p. 201 (73), 1860; Bull. Mus. Comp. Zool., ii, p. 129, 1870 (*Platylambrus* is suggested as an appropriate name for a group, to which this species and *L. laciniatus* De Haan belong, if future studies prove it to be distinct from the triangular *Lambri*, but the new name is not adopted).

Platylambrus serratus A. M.-Edwards, Crust. Région Mexicaine, p. 156, pl. 30, 1-1c, 1878.

With the last species at station 2296; one male and one small female (7249).

CANCROIDEA.

CANCER BOREALIS Stimpson.

Specimens examined.

[Locality: Off Chesapeake Bay.]

Catalogue number.	Station number.	Locality.		Depth, temperature, and nature of bottom.			Date.	Specimens.		
		N. lat.	W. long.	Fathoms.	°	Material.		Number.	With eggs.	
8938	2170	° ' "	° ' "	155	gy. S.	1884. July 20.	♂ 8	♀ 8	0

[Locality: Off Long Island.]

8005	2177	39 33 40	72 08 45	87	52	gn. M. S.	July 22	..	2 s.	0
------	------	----------	----------	----	----	-----------	---------	----	------	---

[Locality: Off Martha's Vineyard.]

8038	2185	40 00 45	70 54 15	129	51	gn. M. S.	Aug. 2	2 s.		-----
8039	2197	39 56 30	69 43 20	84	52	S. brk. Sh.	Aug. 6	3 s.		-----
8040	2199	39 57 30	69 41 10	78	gy. S.	Aug. 6	2 s.	4 s.	0
8662	2239	40 38 00	70 29 45	32	gn. M.	Aug. 26	1 s.		-----
8656	2240	40 27 30	70 29 00	44	gn. M.	Sept. 26	2 s.		-----
8648	2240	40 27 30	70 29 00	44	gn. M.	Sept. 26		1	0
8645	2241	40 21 00	70 29 15	50	51	gn. M.	Sept. 26	1	2	0
8654	2241	40 21 00	70 29 15	50	51	gn. M.	Sept. 26	2 s.	2 s.	0
8658	2242	40 15 30	70 27 00	58	51	gn. M.	Sept. 26	1		0
8644	2243	40 10 15	70 26 00	63	52	gn. M.	Sept. 26	4	2 s.	0
8647	2244	40 05 15	70 23 00	67	53	gn. M. S.	Sept. 26	3 s.	3	0
8652	2245	40 01 15	70 22 00	98	51	gn. M. bk. S.	Sept. 26	1		0
8643	2247	40 03 00	69 57 00	78	52	gn. M. S.	Sept. 27		3 l.	0
8649	2248	40 07 00	69 57 00	67	52	gn. M. S.	Sept. 27		1 l.	0
8650	2249	40 11 00	69 52 00	53	51		Sept. 27	1 l.		0
8653	2250	40 17 15	69 51 45	47	51		Sept. 27	6 s.	8 s.	0
8659	2253	40 34 30	69 50 45	32	53	gy. S.	Sept. 27	1 s.	1 y.	0
8663	2259	40 19 30	69 29 10	41	50	gy. S.	Sept. 28	1 s.		0
8651	2260	40 13 15	69 29 15	46	50	gy. S.	Sept. 28	8	3	0
8646	2261	40 04 00	69 29 30	58	54	gy. S.	Sept. 28	12 s.	3 s.	0

[Locality: Off Chesapeake Bay.]

8757	2264	37 07 50	74 34 20	167	58	gy. S.	Oct. 18	13	12	0
8749	2264	37 07 50	74 34 20	167	58	gy. S.	Oct. 18	5	4	0
8767	2265	37 07 40	74 35 40	70	63	gn. M. G.	Oct. 18	5	9	0

[Locality: Off Cape Hatteras.]

8897	2297	35 38 00	74 53 00	49	M. brk. Sh.	Oct. 20	1	[30] 3	0
8797	2297	35 38 00	74 53 00	49	M. brk. Sh.	Oct. 20		5 y.	0
8801	2298	35 39 00	74 52 00	80	M. brk. Sh.	Oct. 20	4	2	0
8909	2299	35 40 00	74 51 30	296	brk. M.	Oct. 20	4	3	0
8900	2307	35 42 00	74 54 30	43	57	gy. S.	Oct. 21	2	[63] 2	0

CANCER IRRORATUS Say.

Specimens examined.

[Locality: Off Martha's Vineyard.]

Catalogue number.	Station number.	Locality.		Depth, temperature, and nature of bottom.			Date.	Specimens.	
		N. lat.	W. long.	Fathoms.	°	Materials.		Number.	With eggs.
7167	2253	40 34 30	69 50 45	32	53	gy. S.	1884. Sept. 27	♂
8661	2256	40 38 30	69 29 00	30	53	yl. S.	Sept. 28	2 s. 1 y.
8664*	Sept. 23	♀
								5 s.	0
[Locality: Off Chesapeake Bay.]									
7207	2264	37 07 50	74 34 20	167	58	gy. S.	Oct. 18	..	1
[Locality: Off Cape Hatteras.]									
8857	2297	35 38 00	74 53 00	49	M. brk. S.	Oct. 20	1
8898	2297	35 38 00	74 53 00	49	M. brk. S.	Oct. 20	4
8780	2298	35 39 00	74 52 00	80	M. brk. S.	Oct. 20	26	[275+]
8858	2298	35 39 00	74 52 00	80	M. brk. S.	Oct. 20	1	5
8908	2299	35 40 00	74 51 30	296	bk. M.	Oct. 20	4
8859	2307	35 42 00	74 54 30	43	57	gy. S.	Oct. 21	1	2
8861	2308	35 43 00	74 53 30	45	gy. S.	Oct. 21	5
8899	2309	35 43 30	74 52 00	56	gy. S.	Oct. 21	5	[220] 1

* Stomach of dogfish.

Cancer amœnus Herbst, Krabben und Krebse, vol. iii, part 1, p. 64, pl. 49, Fig. 3, 1799, is evidently this species, and the name should be substituted for the later name given by Say.

XANTHO, sp.

Station 2280, October 19, off Cape Hatteras, north lat. 35° 21', west long. 75° 21' 30'', 16 fathoms, gray sand; eight specimens (8851).

PILUMNUS ACULEATUS M.-Edwards.

Cancer aculeatus Say, Jour. Acad. Nat. Sci. Phila., i, p. 420, 1818.

Pilumnus aculeatus M.-Edwards, in Guérin, Iconog. Règne Animal, Crust., pl. 3, Fig. 2; Hist. Nat. Crust., i, p. 420, 1834. A. M.-Edwards, Crust. Région Mexicaine, p. 282, pl. 50, Figs. 1-1c, 1880.

Station 2287, off Cape Hatteras, October 20, north lat. 35° 22' 30'', west long. 75° 26'', 7 fathoms, coarse sand; one young specimen (7245).

GERYON QUINQUEDENS Smith.

Specimens examined.

[Locality: Off Chesapeake Bay.]

Catalogue number.	Station number.	Locality.						Depth, temperature, and nature of bottom.			Date.	Specimens.		
		N. lat.			W. long.			Fathoms.	°	Materials.		Number.	With eggs.	
8001	2171	° ' "	° ' "							1884.	♂	♀		
8003	2172	37 59 30	73 48 40	444	39	gn. M.	July 20	1 ♀						
		38 01 15	73 44 00	568	39	gn. M.	July 20	1 s.				0		
[Locality: Off Long Island.]														
8000	2179	39 30 10	71 50 00	510	39	bk. M.	July 23	34	22			14		
	2180	39 29 50	71 49 30	523	39	bk. M.	July 23							
7799	2181	39 29 00	71 46 00	693	39	gn. M., fne. S.	July 23	5 L.	1 L.			0		
8004	2181	39 29 00	71 46 00	693	39	gn. M., fne. S.	July 23	1 y.						
8002	2182	39 25 30	71 44 00	861	39	gn. M.	July 23	1						
[Locality: Off Martha's Vineyard.]														
8037	2186	39 52 15	70 55 30	353	40	gn. M., S.	Aug. 2	2 L.						
8035	2187	39 49 30	71 10 00	420	40	gn. M., S.	Aug. 3	1	2			0		
8036	2189	39 49 30	70 26 00	600	40	gn. M., S.	Aug. 4		1			1		
8188	2201	39 39 45	71 35 15	538	39	bu. M.	Aug. 19	8 L.	8 L.			2		
8172	2202	39 38 00	71 39 45	515	39	gn. M.	Aug. 19	6 s.	5 s.			0		
8175	2202	39 38 00	71 39 45	515	39	gn. M.	Aug. 19	1 s.	1 s.			0		
8188	2202	39 39 00	71 39 45	515	39	gn. M.	Aug. 19	15 L.						
8188	2203	39 34 15	71 45 15	705	39	gn. M., S.	Aug. 19	1 L.						
8188	2204	39 30 30	71 44 30	728	39	bu. M.	Aug. 19	1 L.						
8188	2206	39 35 00	71 24 30	1043	38	gn. M.	Aug. 20	11 L.	9 L.			0		
8188	2215	39 49 15	70 31 45	578		Aug. 22	9 L.	2 L.			1		
8188	2216	39 47 00	70 30 30	963	39	gn. M.	Aug. 22	2 L.	4 L.			0		
8626	2234	39 09 00	72 03 15	816	39	gn. M.	Sept. 13					3		
8627	2235	39 12 00	72 03 30	707	39	gn. M.	Sept. 13	13	8			0		
8628	2236	39 11 00	72 08 30	636	39	gn. M.	Sept. 13	11						

The eggs of this species are nearly spherical and about 0.74^{mm} in diameter. A female, from station 2189, measuring 70 by 85^{mm} in length and breadth of carapax, including lateral teeth, was carrying, approximately, 47,000 eggs.

PLATYONICHUS OCELLATUS Latreille.

Specimens examined.

[Locality: Off Cape Hatteras.]

Catalogue number.	Station number.	Locality.						Depth, temperature, and nature of bottom.			Date.	Specimens.		
		N. lat.			W. long.			Fathoms.	°	Materials.		No.	With eggs.	
		° ' "	° ' "							1884.	♂	♀		
8751	2269	35 12 30	75 05 00	48	76	gy. M.	Oct. 19	2						
8779	2271	35 16 00	75 09 00	26		Oct. 19	1						
7228	2283	35 21 15	75 23 15	14	gy. S.	Oct. 19	2	1			0		
7257	2285	35 21 25	75 24 25	13	crs. gy. S.	Oct. 19		2			0		
8791	2286	35 21 30	75 25 00	11	crs. gy. S.	Oct. 19		3			0		
7244	2289	35 22 50	75 25 00	7	crs. S.	Oct. 20	1 y.				0		
8856	2291	35 25 30	75 20 30	15	gy. S. brk. Sh.	Oct. 20		2			0		
8811	2302	35 14 00	75 03 00	49	71	S. Cr.	Oct. 21		1			0		
8813	2303	35 17 00	75 01 00	41	fne. gy. S.	Oct. 21	2				0		

All the specimens from stations 2269, 2271, 2283, 2291, 2302, and 2303 differ conspicuously in color from all the specimens from stations 2285 and 2286, and from all ordinary specimens from the New England coast, and represent a well marked variety. These specimens, though recently preserved, like the others, in strong alcohol, present no trace whatever of the beautiful dark purplish red markings upon the dorsal surface of the carapax, chelipeds, and ambulatory peræopods, these parts being a uniform obscure brownish yellow, except the spine on the inner side of the carpus and a few tubercles on the chela, which are dark reddish brown in many of the specimens. The smooth areas between the teeth of the antero-lateral margin of the carapax are very much larger and more conspicuous, and the tubercles of the margin itself are larger and more regular, as are also the tubercles on the dorsal surface of the chelæ in most of the specimens. The following measurements of seven specimens of the unspotted variety, followed by similar measurements of four normal specimens from the same region, and two others from Vineyard Sound, show no noticeable differences in the proportions of the carapax or chelæ :

Measurements in millimeters.

Catalogue number.....	7228.	8779.	8813.	7283.	8751.	8811.	8856.
Station.....	2283.	2271.	2303.	2383.	2269.	2302.	2291.
Sex.....	♂	♂	♂	♂	♂	♀	♀
Length of carapax, including frontal spine.....	42.0	45.5	47.5	50.0	51.5	49.7	52.0
Breadth of carapax in front of lateral spine.....	48.0	51.0	54.0	56.5	58.5	56.6	59.0
Breadth of carapax, including lateral spine.....	52.0	54.5	57.3	60.0	63.0	60.0	63.0
Breadth between external angles of orbits.....	22.3	25.6	25.3	26.7	26.6	26.0	27.6
Length of chela.....	35.5	39.5	42.0	48.0	49.0	39.8	42.0
Height of chela.....	11.4	12.2	12.7	14.0	14.0	13.2	13.8
Length of dactylus.....	19.0	20.8	22.0	24.8	26.0	22.0	24.5
Catalogue number.....	8791.	7237.	7237.	8791.			
Station.....	2286.	2285.	2285.	2286.	V. S.	V. S.	
Sex.....	♀	♀	♀	♀	♀	♂	
Length of carapax, including frontal spine.....	37.5	45.6	49.0	50.0	56.3	69.0	
Breadth of carapax in front of lateral spine.....	43.9	51.8	56.1	57.0	65.0	80.0	
Breadth of carapax, including lateral spine.....	47.0	56.0	60.7	61.2	68.4	84.5	
Breadth between external angles of orbits.....	22.3	26.1	27.7	28.0	32.0	37.2	
Length of chela.....	31.0	37.0	40.5	42.2	45.0	71.0	
Height of chela.....	11.1	12.7	14.0	13.5	14.3	18.5	
Length of dactylus.....	17.8	21.8	23.7	24.0	25.0	40.0	

BATHYNECTES LONGISPINA Stimpson.

Bathynectes longispina Stimpson, Bull. Mus. Comp. Zool., Cambridge, ii, p. 146, 1870 (young ♂). A. M.-Edwards, Crust. Région Mexicaine, p. 234, pl. 42, fig. 1, 1879 (young ♂). Smith, Proc. National Mus., iii, p. 418, 1881; vi, p. 17, 1883.

Bathynectes brevispina Stimp., loc. cit., p. 147, 1870 (large ♀). A. M.-Edwards, op. cit., p. 235, 1879 (=Stimpson).

Specimens examined.

[Locality: Off Martha's Vineyard.]

Catalogue number.	Station number.	Locality.		Depth, temperature, and nature of bottom.			Date.	Specimens.	
		N. lat.	W. long.	Fathoms.	°	Materials.		Number.	With eggs.
8041	2199	39 57 30	69 41 10	78	gy. S.	1894. Aug. 6	♂ ..	♀ 1 0

[Locality: Off Chesapeake Bay.]

7209	2264	37 07 50	74 34 20	187	58	gy. S.	Oct. 18	3
7210	2265	37 07 40	74 35 40	70	63	gn. M. G.	Oct. 18	3

Measurements in millimeters.

Catalogue number.....	7209	7210	8041
Station	2264	2265	2199
Sex	♂	♂	♀
Length of carapax, including frontal teeth.....	29.6	37.0	35.0
Length of carapax, excluding frontal teeth.....	23.7	35.2	31.1
Breadth of carapax in front of lateral spines.....	36.0	45.1	42.0
Breadth of carapax, including lateral spines.....	51.2	63.0	61.0
Length of lateral spine.....	8.5	10.2	10.3
Length of right cheliped.....	50.	62.	55.
Length of chela.....	26.5	32.0	30.0
Height of chela, excluding spines.....	8.7	12.0	12.0
Length of dactylus.....	14.0	17.0	15.5
Length of left cheliped.....	49.	66.	55.
Length of chela.....	25.7	34.8	29.0
Height of chela.....	10.0	13.0	11.0
Length of dactylus.....	13.3	17.2	15.3
Length of third ambulatory leg.....	69.	87.	80.
Length of fourth ambulatory leg.....	46.	57.	53.
Length of dactylus.....	14.5	17.3	16.0
Breadth of dactylus.....	5.6	7.3	6.8

CALLINECTES ORNATUS Ordway.

Jour. Bost. Soc. Nat. Hist., vii, p. 571 (6), 1863. Smith, Trans. Conn. Acad., ii, pp. 8, 34, 1869. Stimpson, Bull. Mus. Comp. Zool., ii, p. 148, 1870. A. M.-Edwards, Crust. Région Mexicaine, p. 225, 1879.

Station 2283, off Cape Hatteras, October 19, north lat. 35° 23' 15", west long. 75° 23' 15", 14 fathoms, gray sand; one male (8863).

Stimpson's statement, that the Brazilian species which I have referred to as the *C. ornatus* is probably not the same as that of Ordway, is an error evidently resulting from a careless reading of my account of the species, where, after referring to a male specimen agreeing perfectly

with Ordway's description, I mention an indeterminable "sterile" female from the same locality as possibly belonging to *ornatus* or to *larvatus*.

ACHELOUS SPINIMANUS De Haan.

Portunus spinimanus Latreille.

Lupa spinimana Leach, in Desmarest, Considérat. Crust., p. 98, 1825.

Achelous spinimanus De Haan, Fauna Japonica, Crust., p. 8, 1833. A. M.-Edwards, Archives Mus. Hist. Nat., x, p. 341, pl. 32, fig. 1, 1861; Crust. Région Mexicaine, p. 230, pl. 39, figs. 2-2a, 1879.

Station 2285, October 19, off Cape Hatteras, north lat. 35° 21' 30'', west long. 75° 24' 25'', 13 fathoms, gray sand; 1 ♂, and 7 ♀ (8853).

ACHELOUS GIBBESII Stimpson.

Lupa Gibbesii Stimpson, Ann. Lyceum Nat. Hist. New York, vii, p. 57 (11), 1859.

Achelous Gibbesii Stimpson, loc. cit., p. 222 (94), 1860.

Neptunus Gibbesii A. M.-Edwards, Archives Mus. Hist. Nat., x, p. 326, pl. 31, fig. 1, 1861; Crust. Région Mexicaine, p. 215, 1879.

Specimens examined.

[Locality: Off Cape Hatteras.]

Catalogue number.	Station number.	Locality.		Depth, temperature, and nature of bottom.			Date.	Specimens.	
		N. lat.	W. long.	Fathoms.	°	Materials.		Number.	With eggs.
		° ' "	° ' "				1884.	♂	♀
7219	2269	35 12 30	75 05 00	48	76	Oct. 19	..	2
8850	2277	35 20 50	75 19 50	16	...	gy. S.	Oct. 19	2	..
8776	2277	35 20 50	75 19 50	16	...	gy. S.	Oct. 19	2	1
7230	2283	35 21 15	75 23 15	14	...	gy. S.	Oct. 19	1	..
7232	2285	35 21 25	75 24 25	13	...	crs. gy. S.	Oct. 19	4	4y.

ACHELOUS ANCEPS Stimpson.

Lupa anceps Saussure, Crust. Antilles et Mexique, p. 18, pl. 2, fig. 11, 1858.

Achelous anceps Stimpson, Ann. Lyc. Nat. Hist. New York, x, p. 113, 1871.

Neptunus anceps A. M.-Edwards, Archives Mus. Hist. Nat., x, 328, 1861; Crust. Région Mexicaine, 213, 1879.

Specimens examined.

[Locality: Off Cape Hatteras.]

Catalogue number.	Station number.	Locality.		Depth, temperature, and nature of bottom.			Date.	Specimens.	
		N. lat.	W. long.	Fathoms.	°	Materials.		Number.	With eggs.
		° ' "	° ' "				1884.	♂	♀
8852	2281	35 21 05	75 22 05	16	gy. S.	Oct. 19	..	1s.
7233	2285	35 21 25	75 24 25	13	crs. gy. S.	Oct. 19
8854	2287	35 22 30	75 26 00	7	crs. gy. S.	Oct. 20	..	1
8842	2288	35 22 40	75 25 30	7	crs. S.	Oct. 20	..	2
8855	2289	35 22 50	75 25 00	7	crs. S.	Oct. 20	7	8

ACHELOUS SPINICARPUS Stimpson.

Bull. Mus. Comp. Zool., ii, p. 148, 1870.

Neptunus spinicarpus A. M.-Edwards, Crust. Région Mexicaine, p. 221, pl. 40, figs. 1-1b, 1879.*Specimens examined.*

[Locality: Off Cape Hatteras.]

Catalogue number.	Station number.	Locality.		Depth, temperature, and nature of bottom.			Date.	Specimens.		
		N. lat.	W. long.	Fathoms.	°	Materials.		Number.	With eggs.	
7216	2268	° / ' "	° / ' "	68	77	gy. M.	1884. Oct. 19	♂	♀
8796	2301	35 10 40	75 06 10	59	75	crs. S.	Oct. 21	1	3	0
7257	2302	35 14 00	75 03 00	49	71	S. Cr.	Oct. 21	2	2	0
7254	2307	35 42 00	74 54 30	43	57	gy. S.	Oct. 21	..	1	0

DORIPPOIDEA.

ETHUSINA ABYSSICOLA Smith.

Specimens examined.

Catalogue number.	Station number.	Locality.		Depth, temperature, and nature of bottom.			Date.	Specimens.		
		N. lat.	W. long.	Fathoms.	°	Materials.		Number.	With eggs.	
8586	2226	° / ' "	° / ' "	2221	37	gib. O.	1884. Sept. 10	♂	♀
8565	2228	37 00 00	71 54 00	1582	37	bn. M.	Sept. 11	2	..	0
		37 25 00	73 06 00					..	1	0

LEUCOSOIDEA.

CALAPPA MARMORATA Fabricius ex Herbst.

Specimens examined.

[Locality: Off Cape Hatteras.]

Catalogue number.	Station number.	Locality.		Depth, temperature, and nature of bottom.			Date.	Specimens.		
		N. lat.	W. long.	Fathoms.	°	Materials.		Number.	With eggs.	
7226	2282	° / ' "	° / ' "	14	bk. S.	1884. Oct. 19	♂	♀	0
7227	2283	52 21 15	75 23 15	14	gy. S.	Oct. 19	..	1	0
7265	2285	35 21 25	75 24 25	13	crs. gy. S.	Oct. 19	1
8817	2296	35 21 30	75 25 00	27	crs. gy. S.	Oct. 20	1y.

HEPATUS DECORUS Gibbes ex Herbst.

Specimens examined.

[Locality: Off Cape Hatteras.]

Catalogue number.	Station number.	Locality.		Depth, temperature, and nature of bottom.			Date.	Specimens.	
		N. lat.	W. long.	Fathoms.	°	Materials.		Number.	With eggs.
8782	2282	° / "	° / "	14	bk. S.	1884. Oct. 19	♂	♀
8784	2283	85 21 10	75 22 40	14	gy. S.	Oct. 19	1
8787	2284	85 21 15	75 23 15	13	crs. gy. S.	Oct. 19	3	1
8783	2285	85 21 20	75 23 50	13	crs. gy. S.	Oct. 19	1
8783	2285	85 21 25	75 24 25	13	crs. gy. S.	Oct. 19	3 2y.	3
7239	2286	85 21 30	75 25 00	11	crs. gy. S.	Oct. 19	1	1

Measurements in millimeters.

Catalogue number.	Sex.	Length of carapax.	Breadth of carapax, including teeth.
8783	13.1	17.8
8783	16.8	23.6
7239	27.0	37.5
8783	29.7	42.3
8783	39.8	59.2
8783	42.1	62.0
8784	46.5	69.5
8784	27.7	40.1
8783	30.6	45.0
8784	33.0	49.5
8784	34.0	50.0
7239	38.7	58.8
8783	43.7	63.8
7239	45.8	68.0
8782	45.5	67.0
8782	47.0	70.0

In the first of these measured specimens the color markings of the carapax are indistinct, but are apparently all narrow and transversely elongated spots, arranged in transverse bands. The second specimen has large color spots on the central portions of the carapax, nearly as in the adult, and a few indistinct markings along the edges of the carapax, but is without the smaller spots usually present on the inner portions of the branchial regions. The third specimen has the markings very nearly as in the first, but much more distinct. All the other specimens have the usual coloration of the adult.

OSACHILA TUBEROSA Stimpson.

Bull. Mus. Comp. Zool., ii, p. 154, 1870.

Station 2269, October 19, off Cape Hatteras, north lat. 35° 12' 30", west long. 75° 07', 48 fathoms, temperature 76°; one female (8746).

Measurements in millimeters.

Length of carapax to middle of front.....	18.0
Length of carapax, including lobes of front.....	18.4
Breadth of carapax, including lateral teeth.....	20.2
Greatest breadth, excluding lateral teeth.....	19.8
Length of cheliped.....	20.0
Length of chela.....	10.2
Breadth of chela, including teeth.....	6.1
Length of dactylus.....	5.0
Length of first ambulatory peraeopod.....	20.6
Length of second ambulatory peraeopod.....	15.5

PERSEPHONE PUNCTATA Stimpson ex Browne.

Specimens examined.

[Locality: Off Cape Hatteras.]

Catalogue number.	Station number.	Locality.		Depth, temperature, and nature of bottom.			Date.	Specimens.	
		N. lat.	W. long.	Fathoms.	°	Materials.		Number.	With eggs.
		° ' "	° ' "				1884.	♂	♀
8771	2277	35 20 50	75 19 50	16	gy. S.	Oct. 19	2	..
7229	2283	35 21 15	75 23 15	14	gy. S.	Oct. 19	..	1
7231	2284	35 21 20	75 23 50	13	crs. gy. S.	Oct. 19	1	..
7236	2285	35 21 25	75 24 25	13	crs. gy. S.	Oct. 19	3	1
7240	2286	35 21 30	75 25 00	11	crs. gy. S.	Oct. 19	1	..

ANOMURA.

LATREILLIOIDEA.

LATREILLIA ELEGANS Roux.

Station 2199, August 6, off Martha's Vineyard, north lat. $39^{\circ} 57' 30''$, west long. $69^{\circ} 41' 10''$, 78 fathoms, gray sand; 1 female carrying eggs (8044). The eggs are about 0.44 by 0.46^{mm} in shorter and longer diameter, and this specimen, in which the carapax, excluding rostral spines, measures 12^{mm} in length, was carrying approximately 1650.

HOMOLOIDEA.

HOMOLA BARBATA White.

(Plate II, Fig. 1.)

Station 2197, August 6, off Martha's Vineyard, north lat. $39^{\circ} 56' 30''$, west long. $69^{\circ} 43' 20''$, 84 fathoms, sand and broken shells, temperature, 52°; 1 small male (8045). Station 2265, October 18, off Chesapeake Bay, north lat. $37^{\circ} 7' 40''$, west long. $74^{\circ} 35' 40''$, 70 fathoms, mud and gravel, temperature, 63°; 1 female (8770).

PORCELLANOIDEA.

PORCELLANA SAYANA White.

Specimens examined.

[Locality: Off Cape Hatteras.]

Catalogue number.	Station number.	Locality.		Depth, temperature, and nature of bottom.			Date.	Specimens.	
		N. lat.	W. long.	Fathoms.	°	Materials.		Number.	With eggs.
8793	2283	° / ' "	° / ' "	14	gy. S.	1884. Oct. 19	♂	♀
8878	2285	35 21 15	75 23 15	13	crs. gy. S.	Oct. 19	3s. ..	0
8883	2286	35 21 35	75 24 25	11	crs. gy. S.	Oct. 19	.. 1s.	1
7252	2296	35 21 30	75 25 00	27	bk. M. brk. Sh.	Oct. 20	1s. ..	0
		35 35 20	74 58 45						

PORCELLANA SOCIATA Say.

Station 2280, October 19, off Cape Hatteras, north lat. 35° 21', west long. 75° 21' 30'', 16 fathoms, gray sand; fifty or more specimens (8843).

PTEROLISTHES SEXSPINOSUS Stimpson ex Gibbes.

Station 2280, with the last species; 2 ♂ and 3 young.

HIPPOIDEA.

ALBUNEA GIBBESII Stimpson.

Ann. Lyceum Nat. Hist. New York, vii, 78 (32), pl. 1, fig. 6, 1859. Miers, Jour. Linn. Soc. London, Zool., xiv, 329, 1878.

Station 2274, October 19, off Cape Hatteras, north lat. 35° 20' 35'', west long. 75° 18' 5'', 16 fathoms, gray sand; one small male.

LITHODOIDEA.

LITHODES AGASSIZII Smith.

(Plate III, Figs. 1, 2.)

Specimens examined.

Catalogue number.	Station number.	Locality.		Depth, temperature, and nature of bottom.			Date.	Specimens.	
		N. lat.	W. long.	Fathoms.	°	Materials.		Number.	With eggs.
8046..	2193	° / ' "	° / ' "	1122	38	gn. M.	1884. Aug. 5	♂	♀
8047..	2196	39 44 30	70 10 30	1250	38	gn. M.	Aug. 6	.. 1L.	1
8049..	2196	39 35 00	69 44 00	1250	38	gn. M.	Aug. 6	.. 1L.	1
8048..	2196	39 35 00	69 44 00	1250	38	gn. M.	Aug. 6	1s.
8050..	2196	39 35 00	69 44 00	1250	38	gn. M.	Aug. 6	1y.
8187..	2203	39 34 15	71 45 15	705	39	gn. M. S.	Aug. 19	.. 1L.	1
5718..	2115	35 49 37	74 34 45	843	39	1883. Nov. 11	1L.

Measurements in millimeters.

Catalogue number..... Station.....	8050 2196	8048 2196	5718 2115	8049 2196	8046 2196
Sex.....	♂	♂	♂	♀	♀
Length of carapax, including rostrum and posterior spines.....	41	115	176	204	210
Length of carapax, excluding rostrum and posterior spines.....	18.2	56	142	152	158
Breadth of carapax between tips of hepatic spines.....	28	71	70	97	101
Breadth of carapax between tips of branchial spines.....	30	77	138	147	165
Greatest breadth of carapax, excluding spines.....	14.5	46	141	131	143
Length of rostrum.....	17.5	37.3	19	44	37
Length of spines at base of rostrum.....	16.6	41	18	28	31
Length of anterior gastric spines.....	15.7	39	13	27	23
Length of anterior cardiac spines.....	13.0	33.5	15	20	22
Length of right cheliped.....	28	82	230	220	250
Length of right chela.....	11.4	31.5	86	81	90
Breadth of right chela.....	3.5	8.8	36	34	39
Length of dactylus of right chela.....	6.7	21	56	50	48
Length of left cheliped.....	29	83	230	215	246
Length of left chela.....	11.4	34	82	74	82
Breadth of left chela.....	3.0	7.0	24	25	26
Length of dactylus of left chela.....	7.3	24	60	45	48
Length of first ambulatory pereiopod.....	48	158	405	355	430
Length of second ambulatory pereiopod.....	52	172	445	395	460
Length of third ambulatory pereiopod.....	52	175	450	390	475
Greatest expanse of ambulatory pereiopods.....	100	375	980	850	1,000

PAGUROIDEA.

EUPAGURUS BERNHARDUS Brandt ex Linné.

Specimens examined.

[Locality: Off Martha's Vineyard.]

Catalogue number.	Station number.	Locality.		Depth, temperature, and nature of bottom.			Date.	Specimens.	
		N. lat.	W. long.	Fathoms.	°	Materials.		Number.	With eggs.
8709	2253	° / / "	° / / "	32	53	gy. S.	1884. Sept. 27	♂ 2	♀ 2
8695	2254	40 40 30	69 50 30	25	54	gy. S.	Sept. 27	4	4
8694	2255	40 46 30	69 50 15	18	56	gy. S.	Sept. 27	9	1
7177	2256	40 38 30	69 29 00	30	53	yl. S.	Sept. 28	13	8
8696	2256	40 38 30	69 29 00	30	53	yl. S.	Sept. 28	1 s. r.	0
8698	2257	40 32 30	69 29 00	33	52	yl. S.	Sept. 28	..	2
8710	2258	40 26 00	69 29 00	36	51	gy. S.	Sept. 28	1	..

NOTE.—Under this and the following species of *Eupagurus* and *Catapagurus*, in the column giving the number of specimens, E. indicates that the carcinoëcia were formed of *Epizoanthus Americanus*.

EUPAGURUS POLITUS Smith.

Specimens examined.

[Locality: Off Chesapeake Bay.]

Catalogue number.	Station number.	Locality.		Depth, temperature, and nature of bottom.			Date.	Specimens.	
		N. lat.	W. long.	Fathoms.	°	Materials.		Number.	With eggs.
7939	2170	° / / "	° / / "	155	gy. S.	1884. July 20	♂ 2	♀ 6

Specimens examined—Continued.

[Locality: Off Long Island.]

Catalogue number.	Station num-ber.	Locality.		Depth, temperature, and nature of bottom.			Date.	Specimens.	
		N. lat.	W. long.	Fathoms.	°	Materials.		Number.	With eggs.
7940	2176	39 32 30	72 21 30	302	41	bk. M.	1884. July 22	♂	0
7941	2177	39 33 40	72 08 45	87	52	gn. M., S.	July 22	2 y. ♀	1
7942	2178	39 29 00	72 05 15	229	42	gn. M., S.	July 22	3	

[Locality: Off Martha's Vineyard.]

8055	2183	39 57 45	70 56 30	195	44	gn. M., S.	Aug. 2	60	
8056	2184	40 00 15	70 55 30	136	49	gn. M., S.	Aug. 2	1 l.	
8057	2185	40 00 45	70 54 15	129	51	gn. M., S.	Aug. 2	4 l. 12 14 l.	10
8058	2186	39 52 15	70 55 30	353	40	gn. M., S.	Aug. 2		0
8228	2187	39 49 30	71 10 00	420	40	gn. M., S.	Aug. 2	6	0
8059	2198	39 56 30	69 43 20	84	52	S., brk. Sh.	Aug. 6	1 s.	
8060	2199	39 57 30	69 41 10	78	gy. S.	Aug. 6	1	2 1
8061	2200	39 53 30	69 43 20	148	45	crs. S.	Aug. 6	1	
8174	2212	39 59 30	70 30 45	428	40	gn. M.	Aug. 22	4	
8617	2232	38 37 30	73 11 00	243	43	gn. M.	Sept. 12	3 s.	
8699	2240	40 27 30	70 29 00	44	gn. M.	Sept. 26	1 s.	0
8700	2241	40 21 00	70 29 00	50	51	gn. M.	Sept. 26	6 s.	0
8701	2243	40 10 15	70 26 00	63	52	gn. M.	Sept. 26	57 s.	1
A. 8294	2243	40 10 15	70 26 00	63	52	gn. M.	Sept. 26	2 s. E.	
8702	2244	40 05 15	70 23 00	67	53	gn. M., S.	Sept. 26	15	2
7171	2245	40 01 15	72 22 90	98	51	gn. M., bk. S.	Sept. 26	13	0
8703	2246	39 56 45	70 20 30	122	48	gn. M.	Sept. 26	10 s.	3
8704	2247	40 03 00	69 57 00	78	52	gn. M., S.	Sept. 27	9 s.	0
8705	2248	40 07 00	69 57 00	67	52		Sept. 27	12 s.	0
8706	2249	40 11 00	69 52 00	53	51		Sept. 27	11 s.	0
8707	2250	40 17 15	69 51 45	47	51		Sept. 27	30	2
8691	2250	40 17 15	69 51 45	47	51		Sept. 27	15	0
8692	2251	40 22 17	69 51 30	42	51		Sept. 27	7 l.
8708	2252	40 28 00	69 51 00	38	50		Sept. 27	1 l.	0
8711	2259	39 19 30	69 29 00	41	50	gy. S.	Sept. 28	3	1
8712	2260	40 13 15	69 29 15	46	50	gy. S.	Sept. 28	13	2
8713	2261	40 04 00	69 29 30	58	54	gy. S.	Sept. 28	3
8714	2262	39 54 45	69 29 45	250	42	gn. M., S.	Sept. 28	10

[Locality: Off Chesapeake Bay.]

8754	2264	37 07 50	74 34 20	167	58	gy. S.	Oct. 18	53	20
8769	2265	37 07 40	74 35 40	70	63	gn. M. G.	Oct. 18	2	0

[Locality: Off Cape Hatteras.]

8887	2299	35 40 00	74 51 30	296	bk. M.	Oct. 20	1 l.
------	------	----------	----------	-----	------	--------	---------	------	-------

A female from station 2185, measuring 14.5^{mm} in length of carapax, was carrying approximately 2,000 eggs, of which the average diameter was about 1.12^{mm}.

EUPAGURUS PUBESCENS Brandt ex Kröyer.

Specimens examined.

[Locality: Off Martha's Vineyard.]

Catalogue number.	Station number.	Locality.		Depth, temperature, and nature of bottom.			Date.	Specimens.
		N. lat.	W. long.	Fathoms.	°	Materials.		
		° ' "	° ' "				1884.	
8054	2199	39 57 30	69 41 10	78	..	gy. S.	Aug. 6	1 s. E.
7179	2243	40 10 15	70 26 00	63	52	gn. M.	Sept. 26	3 (1 E.)
7206	2250	40 17 15	69 51 45	47	51	gn. M., S.	Sept. 27	22 s.
A. 8291	2250	40 17 15	69 51 45	47	51	gn. M., S.	Sept. 27	5 s. E.
7173	2254	40 40 30	69 50 30	25	54	gy. S.	Sept. 27	9 s.
7174	2256	40 38 30	69 29 00	30	53	yl. S.	Sept. 28	50 s.
A. 8287	2256	40 38 30	69 29 00	30	53	yl. S.	Sept. 28	28 s. E.
7176	2257	40 32 30	69 29 00	33	52	yl. S.	Sept. 28	26 s.
A. 8289	2257	40 32 30	69 29 00	33	52	yl. S.	Sept. 28	3 s. E.
7175	2258	40 26 00	69 29 00	36	51	gy. S.	Sept. 28	2 s.
A. 8288	2258	40 26 00	69 29 00	36	51	gy. S.	Sept. 28	47 s. E.
7186	2259	40 19 30	69 29 10	41	50	gy. S.	Sept. 28	3 s.
A. 8292	2259	40 19 30	69 29 10	41	50	gy. S.	Sept. 28	6 s. E.
7187	2260	49 13 15	69 29 85	46	52	gy. S.	Sept. 28	3 s.

EUPAGURUS KRÖYERI Stimpson.

Specimens examined.

[Locality: Off Long Island.]

Catalogue number.	Station number.	Locality.		Depth, temperature, and nature of bottom.			Date.	Specimens.
		N. lat.	W. long.	Fathoms.	°	Materials.		
		° ' "	° ' "				1884.	
7943	2177	39 33 40	72 08 45	87	52	gn. M., S.	July 22	1 E.

[[Locality: Off Martha's Vineyard.]

8051	2183	39 57 45	70 56 30	195	44	gn. M., S.	Aug. 2	27 s. E.
8053	2197	39 56 30	69 43 20	84	52	S. brk. Sh.	Aug. 6	2 s. E.
8052	2199	39 57 30	69 41 10	78	..	gy. S.	Aug. 6	2 s. E.
7172	2243	40 10 15	70 26 00	63	52	gn. M.	Sept. 26	8 s. (3 E.)
A. 8294	2243	40 10 15	70 26 00	63	52	gn. M.	Sept. 26	2 s. E.
7179	2244	40 05 15	70 23 00	67	53	gn. M., S.	Sept. 26	4 s. E.
7180	2245	40 01 15	70 22 00	98	51	gn. M., bk. S.	Sept. 26	4 s. E.
A. 8295	2245	40 01 15	70 22 00	98	51	gn. M., bk. S.	Sept. 26	1 s. E.
7203	2246	39 56 45	70 20 30	122	48	gn. M.	Sept. 26	18 s.
A. 8290	2246	39 56 45	70 20 30	122	48	gn. M.	Sept. 26	52 s. E.
7205	2247	40 03 00	69 57 00	78	52	gn. M., S.	Sept. 27	2 s. E.
7185	2250	40 17 15	69 51 45	47	51	Sept. 27	7 s.
7188	2261	40 04 00	69 29 30	58	54	gy. S.	Sept. 28	5 s. E.
7189	2262	39 54 45	69 29 45	250	42	gn. M., S.	Sept. 28	3 l. ♂

[Locality: Off Chesapeake Bay.]

7212	2265	37 07 40	74 35 40	70	63	gn. M., G.	Oct. 18	1 y.
------	------	----------	----------	----	----	------------	---------	------

EUPAGURUS LONGICARPUS Stimpson ex Say.

Station 2288, Oct. 20, 1884, off Cape Hatteras, north lat. 35° 22' 40'', west long. 75° 25' 30'', 7 fathoms, coarse gravel; 1 specimen (8885).

EUPAGURUS POLLICARIS Stimpson ex Say.

Specimens examined.

[Locality: Off Cape Hatteras.]

Catalogue number.	Station number.	Locality.		Depth, temperature, and nature of bottom.			Date.	Specimens.	
		N. lat.	W. long.	Fathoms.	°	Materials.		Number.	With eggs.
		° ' "	° ' "				1884.	♂	♀
8879	2280	35 21 00	75 21 30	16	gy. S.	Oct. 19	1	
8880	2282	35 21 10	75 22 40	14	bk. S.	Oct. 19		1y.
8888	2283	35 21 15	75 23 15	14	gy. S.	Oct. 19		1
8781	2283	35 21 15	75 23 15	14	gy. S.	Oct. 19		2
8881	2285	35 21 25	75 24 25	13	crs. gy. S.	Oct. 19		10
7234	2285	35 21 25	75 24 25	13	crs. gy. S.	Oct. 19		1
8882	2286	35 21 30	75 25 00	11	crs. gy. S.	Oct. 19		2
8884	2287	35 22 30	75 26 00	7	crs. gy. S.	Oct. 20		3
8803	2290	35 23 00	75 24 30	9½	S. brk. Sh.	Oct. 20	1	

CATAPAGURUS SHARRERI A. M.-Edwards.

Specimens examined.

[Locality: Off Martha's Vineyard.]

Catalogue number.	Station number.	Locality.		Depth, temperature, and nature of bottom.			Date.	Specimens.	
		N. lat.	W. long.	Fathoms.	°	Materials.		Number.	With eggs.
		° ' "	° ' "				1884.	♂	♀
8693	2245	40 01 15	70 22 00	98	51	gn. M., bk. S.	Sept. 26	104	15
7195	2245	40 01 15	70 22 00	98	51	gn. M., bk. S.	Sept. 26	1	1
7204	2247	40 03 00	69 57 00	78	52	gn. M., S.	Sept. 27	1E.	1

[Locality: Off Chesapeake Bay.]

8889	2264	37 07 50	74 34 20	167	58	gy. S.	Oct. 18	24	9	7
8905	2265	37 07 40	74 35 40	70	63	gn. M., G.	Oct. 18	10	7	5

CATAPAGURUS GRACILIS Smith.

Specimens examined.

[Locality: Off Martha's Vineyard.]

Catalogue number.	Station number.	Locality.		Depth, temperature, and nature of bottom.			Date.	Specimens.		
		N. lat.	W. long.	Fathoms.	°	Materials.		Number.	With eggs.	
		° ' "	° ' "				1884.	♂	♀	
7170	2245	40 01 15	70 22 00	98	51	gn. M., bk. S.	Sept. 26	1E.	1E.	1

[Locality: Off Chesapeake Bay.]

7213	2265	37 07 40	74 35 40	70	63	gn. M., G.	Oct. 18	2	
------	------	----------	----------	----	----	------------	---------	---	-------	--

PARAPAGURUS PILOSIMANUS Smith.

*Specimens examined.**

Catalogue number.	Station number.	Locality.		Depth, temperature, and nature of bottom.			Date.	Specimens.		
		N. lat.	W. long.	Fathoms.	°	Materials.		Number.		With eggs.
								° ' "	° ' "	
7944	2174	38 15 00	72 03 00	1,549	gy. M.	1884. July 21	2♂ G.	1♀ G.	1
8007	2174	38 15 00	72 03 00	1,549	gy. M.	July 21	1♂ Ea.	
8062	2186	39 52 15	70 55 30	353	40	gn. M., S.	Aug. 2	30 Ep.	1♂ Ep.
8064	2187	39 49 30	71 10 00	420	40	gn. M., S.	Aug. 3	6 Ep.	
8173	2212	39 59 30	70 30 55	428	40	gn. M.	Aug. 22	1♂ Ep.	20 Ep.
8572	2226	37 00 00	71 54 00	2,021	37	glb. O.	Sept. 10	8 Ea.	6 Ea.	6
8697	2262	39 54 45	69 29 45	250	42	gn. M., S.	Sept. 28	2 Ep.	

* In the column giving the number of specimens G. indicates that the carcinea were naked gastropod shells; Ea., that the carcinea were formed of *Epizoanthus abyssorum*; and Ep., that they were formed of *Epizoanthus paguriphilus*.

The figures of the branchiæ of this species and *Sympagurus pictus*, given in the Proceedings of the National Museum, vol. vi, plate 5, figures 2, 2a and 3, 3a were accidentally transposed; 2 and 2a are of this species, and 3, 3a are of *Sympagurus pictus*.

GALATHEOIDEA.

GALATHEA, species.

Station 2269, October 19, off Cape Hatteras, north lat. 35° 12' 30'', west long. 75° 5', 48 fathoms, temperature 76°; one small male (7271).

MUNIDA CARIBÆA? Smith.

Specimens examined.

[Locality: Off Long Island.]

Catalogue number.	Station number.	Locality.		Depth, temperature, and nature of bottom.			Date.	Specimens.		
		N. lat.	W. lat.	Fathoms.	°	Materials.		Number.		With eggs.
								° ' "	° ' "	
7945	2177	39 33 40	72 08 45	87	52	gn. M., S.	1884. July 22	♂	♀

[Locality: Off Martha's Vineyard.]

8065	2197	39 56 30	69 43 20	84	52	S. brk. Sh.	Aug. 6	1	2	0
8066	2199	39 57 30	69 43 10	78	gy. S.	Aug. 6	1	
8720	2243	40 10 15	70 26 00	63	52	gn. M.	Sept. 26	1	
8721	2247	40 03 00	69 57 00	73	52	gn. M., S.	Sept. 27		1	1
8722	2248	40 07 00	69 57 10	67	52	gn. M., S.	Sept. 27		1y.
8723	2261	40 04 00	69 29 30	58	54	gy. S.	Sept. 28	1	

Specimens examined—Continued.

[Locality: Off Chesapeake Bay.]

Catalogue number.	Station number.	Locality.		Depth, temperature, and nature of bottom.			Date.	Specimens.	
		N. lat.	W. long.	Fathoms.	°	Materials.		Number.	With eggs.
		° ' "	° ' "				1884.		
8752	2264	37 07 50	74 34 20	167	58	gy. S.	Oct. 18	74	5
8753	2264	37 07 50	74 34 20	167	58	gy. S.	Oct. 18	206	9
8890	2264	37 07 50	74 34 20	167	58	gy. S.	Oct. 18	55
8758	2265	37 07 40	74 35 40	70	63	gn. M., G.	Oct. 18	200+
8759	2265	37 07 40	74 35 40	70	63	gn. M., G.	Oct. 18	200+
8760	2265	37 07 40	74 35 40	70	63	gn. M., G.	Oct. 18	180+
8761	2265	37 07 40	74 35 40	70	63	gn. M., G.	Oct. 18	250+
8762	2265	37 07 40	74 35 40	70	63	gn. M., G.	Oct. 18	250+
8763	2265	37 07 40	74 35 40	70	63	gn. M., G.	Oct. 18	100+
8764	2265	37 07 40	74 35 40	70	63	gn. M., G.	Oct. 18	200+
8765	2265	37 07 40	74 35 40	70	63	gn. M., G.	Oct. 18	250+
8766	2265	37 07 40	74 35 40	70	63	gn. M., G.	Oct. 18	150+
8902	2265	37 07 40	74 35 40	70	63	gn. M., G.	Oct. 18	300+
8903	2265	37 07 40	74 35 40	70	63	gn. M., G.	Oct. 18	180+

[Locality: Off Cape Hatteras.]

8747	2269	35 12 30	75 05 00	48	76		Oct. 19	5	0
8892	2297	35 38 00	74 53 00	49	bk. M.	Oct. 19	5	0
8898	2297	35 38 00	74 53 00	49	76	bk. M., G.	Oct. 19	19	0
8893	2298	35 39 00	74 52 00	80	bk. M., G.	Oct. 20	5	0
8795	2301	35 11 30	75 05 00	59	75	crs. S.	Oct. 21	160	13
8894	2307	35 42 00	74 54 30	43	57	gy. S.	Oct. 21	3	0
8808	2307	35 42 00	74 54 30	43	57	gy. S.	Oct. 21	1	0
8807	2309	35 43 30	74 52 00	56	gy. S.	Oct. 21	97	8
8895	2309	35 43 30	74 52 00	56	gy. S.	Oct. 21	7	0

MUNIDOPSIS Whiteaves.

Amer. Jour. Sci., III, vii, p. 212, 1874; Smith, Proc. National Museum, vii, p. 493, 1885.

As I have stated in a paper referred to above, a careful examination of the structural characters of the type species of this genus with A. Milne-Edwards's *Galacantha rostrata*, my *G. Bairdii*, and the two species here described, induces me to refer them all to a single genus. The oral appendages are almost exactly alike in all the species, except unessential differences in the armament of the second gnathopods. The number and arrangement of the branchiæ are the same in all, and like that in the typical species of *Munida*, though the number of epipods varies. In *Munidopsis curvirostra* and *Bairdii* there are only two epipods on each side, as in the typical species of *Munida*, one at the base of the maxilliped and the other at the base of the second gnathopod; in *Munidopsis crassa* and *similis* there is an additional pair at the base of the first peræopod; while in *Munidopsis rostrata* there are additional ones at the bases of each of the first three pairs of peræopods. The eyes in *Munidopsis Bairdii*, *crassa*, and *similis* are much alike and considerably different from those of the other species, but it does not seem desirable to consider such differences or those in the number of epipods as of generic value.

MUNIDOPSIS CURVIROSTRA Whiteaves.

Specimens examined

Catalogue number.	Station number.	Locality.		Depth, temperature, and nature of bottom.			Date.	Specimens.	
		N. lat.	W. long.	Fathoms.	°	Materials.		Number.	With eggs.
8067	2196	39 35 00	69 44 00	1,230	38	gn. M.	1884. Aug. 6	♂ 1 s.	♀ 2
8248	2205	39 35 00	71 18 45	1,073	38	gy. O.	Aug. 20	1	2
8249	2206	39 35 00	71 24 30	1,043	38	gn. M.	Aug. 20	1	2
8250	2209	39 34 45	71 21 30	1,080	39	glb. O.	Aug. 21	2	1
8251	2210	39 37 45	71 18 45	991	38	gy. glb. O.	Aug. 21	1	1
8252	2211	39 35 00	71 18 00	1,064	38	gn. M.	Aug. 21	1	1
8253	2213	39 58 30	70 30 00	384	39	gn. M.	Aug. 22	1	0
8254	2218	39 46 22	69 29 00	948	39	gy. M.	Aug. 23	1 s.	1
8559	2233	38 36 30	73 06 00	630	39	gn. M.	Sept. 12	1	2
8561	2234	39 09 00	72 03 15	816	39	gn. M.	Sept. 13	1 2 y.	2
8562	2235	39 12 00	72 03 30	707	39	gn. M.	Sept. 13	4 1 y.	2
8560	2236	39 11 00	72 08 30	636	39	gn. M.	Sept. 13	1	1
8567	2237	39 12 17	72 09 30	520	39	gn. M.	Sept. 13	1	2
8609	-----	-----	-----	-----	-----	-----	-----	1	-----

Measurements in millimeters.

Catalogue number	8248	8254	8248	8250
Station	2205	2218	2205	2209
Sex	♂	♀	♀	♀
Length from tip of rostrum to tip of telson	29.5	20.0	27.0	37.0
Length of carapax, including rostrum	17.1	12.3	16.0	21.0
Length of carapax, excluding rostrum	9.7	7.0	10.0	12.7
Length of rostrum	7.7	6.0	6.8	10.2
Breadth of carapax at antero-lateral angles	7.4	5.3	7.2	9.7
Greatest breadth	7.4	5.4	7.5	10.1
Diameter of eye	1.2	0.7	1.0	1.4
Length of cheliped	25.5	16.5	20.5	27.0
Length of chela	10.0	5.6	8.0	10.3
Breadth of chela	1.9	1.4	1.7	2.1
Length of dactylus	4.9	3.0	3.9	5.0
Length of first ambulatory peræopod	20.5	13.5	17.5	22.0

MUNIDOPSIS CRASSA Smith.

Proc. National Mus., viii, p. 494, 1885.

(Plate IV.)

Station 2224, September 8, north lat. 36° 16' 30", west long. 68° 21', 2,574 fathoms, globigerina ooze, temperature 37°, one female (8563).

Three additional specimens of this species were taken in 1885, a male and a female (10802), at station 2566, August 29, north lat. 37° 23', west long. 63° 8', 2,620 fathoms, gray ooze, temperature 37°; and a single female (10803) at station 2573, north lat. 40° 34' 18", west long. 66° 9', 1,742 fathoms, gray mud and sand, temperature 37°.

This species resembles *M. Bairdii* in having spine-tipped eye-stalks and the dorsum of the pleon without median teeth or spines, but is at once distinguished from it by the broad and stout non-spined rostrum, the spiny propodi of the ambulatory peræopods, and the very different armament of the carapax.

Female.—The carapax is very broad and the lateral margins nearly parallel. The front is gradually narrowed from between the bases of the peduncles of the antennæ into a very broad, stout, triangular, and nearly horizontal rostrum about half as long as the greatest breadth of the carapax, and over the bases of the ocular spines fully half as broad as long. The rostrum is flat or very slightly concave, and nearly smooth beneath, but the dorsal side has a strong median carina, and is roughened with small tubercles; the sharp lateral edges are armed with a few minute teeth. There is a prominent acutely triangular spine on the anterior margin over the base of the antenna each side, and outside of this a conical spine directed forward from the angle of the small hepatic region, which really forms the antero-lateral angle of the carapax, though the anterior lobe of the branchial region expands laterally much beyond the hepatic region, and is armed at its anterior angle with a great dentiform spine, back of which there are several smaller spines on the lateral margin of this lobe and a single small one at the anterior angle of the posterior branchial lobe. The gastric region is prominent, and armed in front with a pair of sharp conical spines, and back and outside of these with many smaller spines and tubercles, as are also the anterior branchial lobes, and the extreme anterior portions of the branchial and cardiac regions. The cervical suture and the suture between the anterior and posterior lobes of the branchial region are marked by smooth grooves, of which the gastro-cardiac portion of the cervical is the most conspicuous. The whole posterior part of the cardiac and branchial regions is armed with sharply crenulated, transverse, and broken rugæ with smooth spaces between, and a broader smooth space along the posterior margin, which is armed with a high double crest, the edges of which are sharply crenulated.

The eye-stalks are short, broad, and somewhat cuboidal in form, are capable of very little motion, bear the rather small hemispherical white eye partially embedded at the end, which projects on the dorso-mesial side in a slender spine longer than the diameter of the cornea, and are armed with a much smaller spine on the outer edge just back of the eye, and with a very small spine or tubercle similarly situated on the lower mesial angle.

The stout first segment of the peduncle of the antennula is armed distally with two long spines on the outer side, and beneath with a short, somewhat truncated and minutely dentate process. The second segment of the peduncle of the antenna is armed with a dentiform process below and a sharp tooth on the outer side; the third segment is armed with a single large distal spine on the outside; the fourth and fifth segments are only inconspicuously armed. The flagellum is slightly compressed, more than twice as long as the carapax, and sparsely clothed with slender setæ.

The infero-mesial edge of the merus of the second gnathopod is armed with three conical spines.

The chelipeds are not very much longer than the carapax, including the rostrum, and very stout; the merus is considerably shorter than the chela and armed with a few sharp spines along the dorsal edge and at the distal end, and with numerous small tubercles; the carpus is armed somewhat like the merus, but there are more and smaller spines at the distal end; the chela is about as long as the breadth of the carapax between the hepatic spines, more than a third as broad as long, considerably compressed vertically, somewhat roughened with small tubercles, especially along the inner edge, and with the stout and straight digits making more than half the whole length. The three pairs of ambulatory peraeopods are very nearly alike and a little longer than the chelipeds; the meri and carpi are roughened with small tubercles, angulated, and armed with a series of spines above; the propodi are angulated, with all the angles rough and tuberculous and the dorsal spiny; the dactyli are very stout, very slightly tapered except near the curved, acute, and chitinous tip, and armed along the lower edge with a series of stout spiniform teeth which rapidly decrease in size and become obsolete proximally. The posterior peraeopods are very nearly as in the allied species.

The pleon is about as broad as the carapax, only slightly narrowed posteriorly, and the dorsum is transversely rounded and devoid of longitudinal carinae, teeth, or spines. The second and third somites each have two slightly roughened transverse ridges upon the dorsum separated by a smooth sulcus, but the dorsa of the succeeding somites are nearly smooth. The posterior margin of the sixth somite projects in a prominent median lobe, with a smaller and much less prominent lobe either side. The exposed parts of all the pleura are sparsely tuberculous and their lower edges obtuse. The second pleuron is broader than the others and its anterior edge upturned, leaving a broad depression between it and the prolongation of the transverse carina of the dorsum, which makes a median ridge.

The telson, uropods, and pleopods are very nearly as in *M. Bairdii* and *M. rostrata*.

The eggs in the recently preserved alcoholic specimen measure 3.4 by 3.6^{mm} in less and greater diameter.

Measurements are given farther on with those of the next species.

MUNIDOPSIS SIMILIS Smith.

Proc. National Mus., vij, p. 496, 1885.

(Plate V, Figs. 1-1e; Plate VI, Figs. 2, 2a.)

Station 2192, August 5, 1884, north lat. 39° 46' 30'', west long. 70° 14' 45'', 1,060 fathoms, globigerina ooze, temperature, 38.6°; one female (8255).

This species, represented by a single egg-bearing female, is very closely allied to *M. crassa*, and will possibly prove to be a variety of it. The single specimen is very much smaller than those of *M. crassa*, but

is evidently fully adult if not grown to the full size to which the species attains.

Female.—The form and proportions of the carapax are almost exactly as in the last species, but all the marginal spines are more slender and the only spines on the dorsal surface proper are a single pair on the anterior part of the gastric region; the rest of the anterior part of the carapax being only slightly roughened with minute transverse broken rugæ, while the posterior portions are armed very nearly as in *crassa*, though the carina of the posterior margin is proportionally wider and not distinctly double nor sharply crenulated.

The eyes, antennulæ, and antennæ are almost exactly as in the last species, and so are the oral appendages, except the merus of the second gnathopod, which is armed with a few scarcely spiniform tubercles in place of conical spines.

The right cheliped is considerably smaller than the left, and is apparently a reproduced appendage. The left is considerably more slender and much longer than in *crassa*, being fully once and two-thirds as long as the carapax, including the rostrum; the merus is armed along all the angles, except the outer or posterior, as well as at the distal end, with long spines; the carpus is armed dorsally with three spines at the distal end, and with one or two on the inner edge; the chela is much longer than the greatest breadth of the carapax, a third as broad as long, armed along the inner edge with two or three spines, and has the digits about half the whole length. The ambulatory peræopods are nearly alike and a little longer than in *crassa*; the meri and carpi are armed nearly as in that species, but the propodi each have only a single spine on the dorsal edge.

The whole dorsal surface of the pleon is nearly smooth, though there is a shallow transverse sulcus on the second and third somites. The middle of the posterior margin of the sixth somite is truncated and less prominent than the small lobe on either side.

The eggs are apparently considerably smaller than in *crassa*, measuring 2.7 by 2.9^{mm} in the recently preserved alcoholic specimen, which was carrying only 24 eggs, the bulk of which was equal to between an eighth and a ninth of the bulk of the entire animal excluding the eggs.

Measurements in millimeters.

	M. crassa.	M. similis.
Catalogue number.....	8563	8255
Station.....	2224	2192
Sex.....	♀	♀
Length from tip of rostrum to tip of telson.....	125	45
Length of carapax, including rostrum.....	65	24.2
Length of rostrum.....	19.2	7.5
Greatest breadth of carapax, including spines.....	39.2	13.7
Breadth of bases of antero-lateral spines.....	29.4	10.5
Breadth at branchial regions.....	38.0	13.3
Length of eye-stalk, including spine.....	7.5	2.3

Measurements in millimeters—Continued.

	M. crassa.	M. similis.
Length of spine	3.0	1.5
Diameter of eye	2.7	1.2
Length of right cheliped	73	37
Length of right chela	29.3	13.5
Breadth of right chela	10.9	3.2
Length of dactylus	16.8	7.1
Length of left cheliped	74.0	41
Length of left chela	29.5	15.0
Breadth of chela	11.0	5.0
Length of dactylus	16.8	7.6
Length of first ambulatory peraeopod	85	40
Length of propodus	22.0	5.9
Length of dactylus	15.4	11.3
Length of posterior peraeopod	48	22
Length of telson	16.0	6.0
Breadth of telson	23.5	7.4
Length of inner lamella of uropod	13.0	5.0
Breadth of inner lamella of uropod	14.5	4.0
Length of outer lamella of uropod	14.5	5.2
Breadth of outer lamella of uropod	12.7	4.0

MUNIDOPSIS ROSTRATA Smith.*Galacantha rostrata* A. M.-Edwards, Bull. Mus. Comp. Zool., viii, p. 52, 1880.Smith, *ibid.*, x, p. 21, pl. 9, figs. 2-2a, 1882; Report U. S. Fish Com., x, for 1882, p. 355, 1884.*Munidopsis rostrata* Smith, Proc. National Mus., vii, p. 493, 1885.

(Plate VI, Figs. 1, 1a.)

Specimens examined.

Catalogue number.	Station number.	Locality.		Depth, temperature, and nature of bottom.			Date.	Specimens.	
		N. lat.	W. long.	Fathoms.	°	Materials.		Number.	With eggs.
8176	2208	° 33 00	° 16 15	1178	38	gn. M. S.	1884. Aug. 21	♂	1
8564	2230	° 27 00	° 02 00	1168	37	gy. O.	Sept. 12	♀ 1s	1 0

MUNIDOPSIS BAIRDII Smith.*Galacantha Bairdii* Smith, Report U. S. Fish Com., x, for 1882, p. 356, 1884.*Munidopsis Bairdii* Smith, Proc. National Mus., vii, p. 493, 1885.

(Plate V, Fig. 2.)

No specimens of this species were taken in 1884. Two additional specimens (10801) were, however, taken in 1885 with a specimen of *M. crassa*, at station 2,573, in 1,742 fathoms. The figure is from the type taken in 1883.

In the original description of the species, in my report on the Albatross crustacea of 1883, the transverse ridges on the dorsum of the second, third, and fourth somites of the pleon are described, by an evident mistake, as on the first, second, and third.

EUMUNIDA PICTA Smith.

Proc. National Mus., vi, p. 44, pl. 2, fig. 2, pl. 3, figs. 6-10, pl. 4, figs. 1-3a, 1883.

Station 2264, October 18, off Chesapeake Bay, north lat. 37° 07' 50", west long. 74° 34' 20"; 167 fathoms, gray sand, temperature, 58°; one male and one small female (8891). The male, which is larger than any previously seen, gives the following:

Measurements in millimeters.

Length from tip of rostrum to tip of telson	50
Length of carapax, including rostrum	26.2
Length of rostrum	8.2
Breadth of front	6.9
Breadth at basis of antennal spines	12.4
Greatest breadth, including spines	18.7
Length of eye-stalk and eye	3.9
Greatest diameter of eye	3.1
Length of cheliped	70
Length of merus	29
Length of carpus	5.5
Length of chela	30
Breadth of chela	3.4
Length of dactylus	15
Length of first ambulatory peræpod	42
Length of propodus	13.3
Length of dactylus	6.3
Length of telson	4.4
Breadth of telson	9.5
Length of inner lamella of uropod	4.5
Breadth of inner lamella of uropod	3.1
Length of outer lamella of uropod	5.5
Breadth of outer lamella of uropod	3.2

MACRURA.

ERYONTIDÆ.

PENTACHELES SCULPTUS Smith.

Specimens examined.

Catalogue number.	Station number.	Locality.		Depth, temperature, and nature of bottom.			Date.	Specimens.		
		N. lat.	W. long.	Fathoms.	°	Materials.		Number.	With eggs.	
		° ' "	° ' "				1884.	♂	♀	
8242	2202	39 38 00	71 39 45	515	39	gn. M.	Aug. 19	..	i
8243	2202	39 38 00	71 39 45	515	39	gn. M.	Aug. 19	1 y.	1 y.
8244	2213	39 58 30	70 30 00	384	39	gn. M.	Aug. 22	1 y.
8568	2233	38 36 30	73 06 00	630	39	gn. M.	Sept. 12	1 s.
7164	2235	39 12 00	72 03 30	707	39	gn. M.	Sept. 13	1 s.

PENTACHELES NANUS Smith.

(Plate VII, Figs. 1, 1a.)

Specimens examined.

Catalogue number.	Station number.	Locality.		Depth, temperature, and nature of bottom.			Date.	Specimens.		
		N. lat.	W. long.	Fathoms.	°	Materials.		Number.	With eggs.	
		° ' "	° ' "				1884.	♂	♀	
7946	2182	39 25 30	71 44 00	861	39	gn. M.	July 23	1
8068	2192	39 46 30	70 14 45	1,060	39	gy. O.	Aug. 5	..	1	1
8235	2203	39 34 15	71 45 15	705	39	gn. M., S.	Aug. 19	..	1	0
8236	2204	39 30 30	71 44 30	728	39	bn. M.	Aug. 19	..	1 y.	..
8237	2205	39 35 00	71 18 45	1,073	38	gy. O.	Aug. 20	1	4	2
8238	2206	39 35 00	71 24 30	1,043	38	gn. M.	Aug. 20	..	1 y.	1
8239	2209	39 34 45	71 21 30	1,080	39	gib. O.	Aug. 21	..	2	0
8240	2210	39 37 45	71 18 45	991	38	gy. gib. O.	Aug. 21	..	1 y.	0
8241	2217	39 47 20	69 39 15	924	38	gy. M.	Aug. 23	..	1	0
8571	2230	38 27 00	73 02 00	1,168	37	gy. O.	Sept. 12	..	2	0
8570	2231	38 29 00	73 09 00	965	39	gy. O.	Sept. 12	1
8545	2234	39 09 00	72 03 15	816	39	gn. M.	Sept. 13	1 s.
8569	2235	39 12 00	72 03 30	707	39	gn. M.	Sept. 13	1 s.

PENTACHELES DEBILIS Smith.

(Plate VII, Fig. 2.)

No specimens have been taken since 1833.

CRANGONIDÆ.

CRANGON VULGARIS Fabricius.

Specimens examined.

[Locality: Off Martha's Vineyard.]

Catalogue number.	Station number.	Locality.		Depth, temperature, and nature of bottom.			Date.	Specimens.		
		N. lat.	W. long.	Fathoms.	°	Materials.		Number.	With eggs.	
		° ' "	° ' "				1884.	♂	♀	
8684	2253	40 34 30	69 50 45	32	53	gy. S.	Sept. 27	..	1	0
8685	2256	40 38 30	69 29 00	30	53	yl. S.	Sept. 28	..	1	1

[Locality: Off Cape Hatteras.]

7259	2307	35 42 00	74 54 30	43	57	gy. S.	Oct. 21	1 y.
------	------	----------	----------	----	----	--------	---------	------	-------

SCLEROCRANGON AGASSIZII.

Ceraphilus Agassizii Smith, Bull. Mus. Comp. Zool., x, p. 32, pl. 7, figs. 4-5a, 1882; Rep. U. S. Fish Com., x, for 1882, p. 362, 1884.

Specimens examined.

Catalogue number.	Station number.	Locality.		Depth, temperature, and nature of bottom.			Date.	Specimens.	
		N. lat.	W. long.	Fathoms.	°	Materials.		Number.	With eggs.
7949	2171	° ' "	° ' "	444	39	gn. M.	1884. July 20	♂	♀
7950	2172	38 01 15	73 48 40	568	39	gn. M.	July 20	..	1
8178	2201	39 39 45	71 35 15	538	39	bu. M.	Aug. 19	..	5 s.
-----	2202	39 38 00	71 39 45	515	39	gn. M.	Aug. 19	..	1
8603	2237	39 12 17	72 09 30	520	39	gn. M.	Sept. 13	..	3

This species should evidently be referred to G. O. Sars's genus *Sclerocrangon*, which includes *Ceraphilus boreas* and *C. ferrox*. The genus is distinguished from the typical species of *Ceraphilus* by the inner lamellæ of the pleopods being very much smaller than the outer and without the stylet on the mesial edge. The thick, rough integument and the very slender second peræopods with minute chelæ are, perhaps, also characteristic.

PONTOPHILUS NORVEGICUS Sars.

(Plate XI, Figs. 6, 6a, 7.)

Specimens examined.

[Locality: Off Long Island.]

Catalogue number.	Station number.	Locality.		Depth, temperature, and nature of bottom.			Date.	Specimens.	
		N. lat.	W. long.	Fathoms.	°	Materials.		Number.	With eggs.
7947	2178	° ' "	° ' "	229	42	gn. M.. S.	1884. July 22	♂	♀
		39 29 00	72 05 15					..	1

[Locality: Off Martha's Vineyard.]

8069	2188	39 57 45	70 56 30	195	44	gn. M., S.	Aug. 2		1	-----
8070	2186	39 52 15	70 55 30	353	40	gn. M., S.	Aug. 2		2	0
8071	2187	39 49 30	71 10 00	420	40	gn. M., S.	Aug. 3	1	3	-----
8171	2212	39 59 30	70 30 45	428	40	gn. M.	Aug. 22		2	0
8618	2232	38 37 30	73 11 00	243	43	gn. M.	Sept. 12	1	2	-----
7197	2246	39 56 45	70 20 50	122	48	gn. M.	Sept. 26		1 ^y	0
8674	2262	39 54 45	69 29 45	250	42	gn. M., S.	Sept. 28		5	2
8689	2262	39 54 45	69 29 45	250	42	gn. M., S.	Sept. 28		1	0
7192	(?)	-----	-----	-----	-----	-----	-----	1	..	-----

PONTOPHILUS BREVIROSTRIS Smith.

Specimens examined.

[Locality: Off Long Island.]

Catalogue number.	Station number.	Locality.		Depth, temperature, and nature of bottom.			Date.	Specimens.		
		N. Lat.	W. Long.	Fathoms.	°	Materials.		Number.	With eggs.	
7948	2177	° ' "	° ' "	87	52	gn. M., S.	1884. July 22	♂ ..	♀ 1	1

[Locality: Off Martha's Vineyard.]

.....	2183	39 57 45	70 56 30	195	44	gn. M., S.	Aug. 2	..	1	0
7193	2243	40 10 15	70 26 00	63	52	gn. M.	Sept. 26	1	2	1
7194	2244	40 05 15	70 23 00	67	53	gn. M., S.	Sept. 26	..	2	1
7196	2247	40 03 00	69 57 00	78	52	gn. M., S.	Sept. 27	..	6	3
7198	2248	40 07 00	69 57 00	67	52	gn. M., S.	Sept. 27	1 5y.	2	1

[Locality: Off Chesapeake Bay.]

8904	2265	37 07 40	74 35 40	70	63	gn. M., G.	Oct. 18	..	15	4
------	------	----------	----------	----	----	------------	---------	----	----	---

[Locality: Off Cape Hatteras.]

7243	2287	35 22 30	75 26 00	7	crs. gy. S.	Oct. 20	2
------	------	----------	----------	---	------	-------------	---------	---	----	-------

PONTOPHILUS ABYSSI Smith.

(Plate XI, Figs. 3, 3a, 4, 5.)

Station 2226, September 10, north lat. 37°, west long. 71° 54', 2,021 fathoms, globigerina ooze, temperature 37°; 3 ♂ and 2 ♀ carrying eggs (8600). The station of another female (8525) is unfortunately not given.

These specimens are in much better condition than those originally described, and show that the species is perfectly distinct from *P. gracilis*. A large female gives the following:

Measurements in millimeters.

Length from tip of rostrum to tip of telson.....	62.0
Length of carapax, including rostrum.....	17.0
Length of rostrum.....	2.8
Breadth of carapax at antennal spines.....	8.0
Greatest breadth of carapax.....	8.8
Greatest diameter of eye.....	1.8
Length of antennal scale.....	9.1
Breadth of antennal scale.....	2.7
Length of first peraeopod.....	21.0
Length of chela.....	7.5
Length of dactylus.....	3.1

Length of second peræopod.....	9.5
Length of third peræopod.....	25.0
Length of merus.....	6.0
Length of carpus.....	7.3
Length of propodus.....	3.7
Length of dactylus.....	1.9
Length of fourth peræopod.....	23.0
Length of merus.....	5.4
Length of carpus.....	3.3
Length of propodus.....	4.5
Length of dactylus.....	2.8
Length of sixth somite of pleon.....	11.0
Height of sixth somite of pleon.....	3.5
Length of telson.....	11.5
Length of inner lamella of uropod.....	9.0
Breadth of inner lamella of uropod.....	1.7
Length of outer lamella of uropod.....	8.4
Breadth of outer lamella of uropod.....	2.5

PONTOPHILUS GRACILIS Smith.

Bull. Mus. Comp. Zool., x, p. 36, pl. 7, figs. 2, 2a, 2b, 2c, 3, 3a, 1882.

(Plate XI, Figs. 1, 1a, 2.)

This species, first described from a single specimen in the Blake collection of 1880, has not yet been found in the Albatross collections, although two specimens were taken by the Fish Hawk in 1881 off Martha's Vineyard: Station 994, September 8, north lat. 39° 40', west long. 71° 30', 368 fathoms, mud, temperature 40°—one female; and station 1029, September 14, north lat. 39° 57' 6'', west long. 69° 16', 458 fathoms, mud and sand, temperature 40°—one male.

SABINEA PRINCEPS Smith.

(Plate X, Figs. 1, 1a, 1b, 2.)

Specimens examined.

Catalogue number.	Station number.	Locality.		Depth, temperature, and nature of bottom.			Date.	Specimens.	
		N. lat.	W. long.	Fathoms.	°	Materials.		Number.	With eggs.
		° ' "	° ' "				1884.	♂	♀
7951	2171	37 59 30	73 48 40	444	39	gn. M.	July 20		2 l.
7952	2172	38 01 15	73 44 00	563	39	gn. M.	July 20	1 y.	0
7953	2179	39 30 10	71 50 00	510	39	bk. M.	July 22	4	3
7954	2180	39 29 50	71 49 30	523	39	bk. M.	July 23	1	4
8072	2186	39 52 15	70 55 30	353	40	gn. M., S.	Aug. 2	1 y.	2
8074	2187	39 49 30	71 10 00	420	40	gn. M., S.	Aug. 3		1
8170	2201	39 39 45	71 35 15	538	39	bu. M.	Aug. 19	1 y.	0
8168	2202	39 38 00	71 39 45	515	39	gn. M.	Aug. 19	4	10
8165	2213	39 58 30	70 30 00	384	39	gn. M.	Aug. 22	7	15
8163	2214	39 57 00	70 32 00	475	39	gn. M.	Aug. 22	1	2
8593	2233	39 36 30	73 06 00	630	39	gn. M.	Sept. 12	1	3
8580	2237	39 12 17	72 09 30	520	39	gn. M.	Sept. 13		5

A female 130^{mm} in length, taken in 1885 at station 2546, was carrying 353 eggs, about 2.6 by 3.0^{mm} in shorter and longer diameter. Although so few in number the eggs were equal to a fifth of the bulk the entire animal exclusive of the eggs.

SABINEA SARSII Smith.

(Plate X, Figs. 3, 3a, 4.)

This northern species was not taken in 1884 and is figured from specimens taken the year previous.

GLYPHOCRANGONIDÆ.

GLYPHOCRANGON SCULPTUS Smith.

(Plate VIII, Fig. 3; Plate IX, Figs. 1, 2.)

Station 2196, August 6, north lat. 39° 35', west long. 69° 44', 1,230 fathoms, green mud, temperature 38°; one female carrying 97 eggs (8073). The eggs measured 2.6 by 3.4^{mm} in shorter and longer diameter, and the entire number were equal to rather more than a tenth of the bulk of the entire animal exclusive of the eggs.

GLYPHOCRANGON LONGIROSTRIS Smith.

Rhachocaris longirostris Smith, Bull. Mus. Comp. Zool., x, p. 51, pl. 5, fig. 1, pl. 6, fig. 1, 1882.

Glyphocrangon longirostris Smith, Report U. S. Fish Com., x, for 1882, p. 365, 1884.

(Plate VIII, Figs. 1, 2; Plate IX, Figs. 3, 4, 5.)

Specimens examined.

Catalogue number.	Station number.	Locality.		Depth, temperature, and nature of bottom.			Date.	Specimens.	
		N. lat.	W. long.	Fathoms.	°	Materials.		Number.	With eggs.
8256	2205	° ' "	° ' "	1,073	38	gy. O.	1884. Aug. 20	♂ .. 1	1
8257	2206	39 35 00	71 18 45	1,043	38	gn. M.	Aug. 20	2

These specimens obtained by the Albatross are all adult, and differ considerably from the young female originally described. The adult specimens have dark-colored eyes as in the other species, and in several particulars are more like *G. sculptus* than the young specimen was, although the two species are specifically very distinct, as the accompanying figures and the following description of the adults will show.

The rostrum is relatively shorter than in the young specimen but still rather longer than in *G. sculptus*; the basal two-thirds is horizontal, but the tip strongly upturned, regularly tapered, and acute; there is a slight median carina nearly or quite the whole length; there are lateral spines and the corresponding pair of spines at the base of the rostrum as in *G. sculptus*; and between the lateral spines and the curved tip the surface is irregularly corrugated. The inferior edge of the rostrum is grooved, the groove being broadest at the beginning of the curved por-

tion, and toward the tip there is in addition a slight median carina. The carinae of the carapax have nearly the same arrangement as in *G. sculptus*. The tubercles of the slightly prominent dorsal carinae are all very low, obtuse, and punctate, and the space between the carinae unarmed or armed only by a few small tubercles in front. On the lateral lobes of the gastric region the tubercles are all low and more or less obtuse, except the anterior, which is acute and much more prominent than the others. The antennal and antero-lateral spines are nearly as in *G. sculptus*. The lateral carina of the antennal region is continuous and terminates anteriorly in a sharp tooth, back of which the edge is obtuse and punctate. Back of the cervical suture the upper lateral carina is prominent; the tubercles with which it is surmounted are all obtuse and punctate. The middle lateral carina is continuous, broad, and punctate, and the lower carina is very low, but well marked by being punctate. The inferior margin of the carapax is carinated, as in the other species.

The eye-stalks are very short, and the eyes themselves relatively about as broad as in the other species, and in the alcoholic specimen are dark purplish brown.

The peduncles of the antennulae reach to the tips of the antennal scales in the female and a little beyond in the male, and are less hairy than in *G. sculptus*. The inner flagellum is very slender, regularly tapered, slightly longer than the outer, about as long as the carapax excluding the rostrum, in the male, and considerably shorter in the female, but in other respects not different in the two sexes. The proximal half of the outer flagellum is very broad and strongly compressed vertically in the male, and tapers suddenly to the very slender terminal portion, while in the female the proximal half, though compressed and expanded, is only about half as broad as in the male. The antennal scales are smaller than in *G. sculptus*, being only about three-sevenths as long as the carapax, excluding the rostrum, ovate, about three-fifths as broad as long, and have a very indistinct tooth about the middle of the outer margin, which is only obscurely ciliated back of the tooth.

The second gnathopods and first peraeopods are almost exactly as in *G. sculptus*. The second peraeopods are alike in the two sexes and very nearly like those of *G. sculptus*, but a little longer, reaching slightly by the tips of the antennal scales, and the right carpus has about twenty-five segments, two or three more than the left, which is very slightly shorter than the right. The third peraeopods are nearly as in the other species, reach a little beyond the tips of the antennal scales, and their dactyli are a little more than a third as long as the propodi and very slender. The fourth and fifth pairs of peraeopods are but very little if at all stouter than the third; the fascicles of setae at the tips of the propodi are about half as long as the propodi themselves, and the propodi are about as long as in the third pair, strongly compressed as in *G. Agassizii*, but slender and not expanded at all in the middle.

The sculpturing of the abdomen resembles that of *G. sculptus*, but the dorsal carina is less prominent and more obtuse, and the tubercles are fewer in number, obtuse, and punctate. The marginal spines of the pleura of the second to the fifth somite are all short, and there is usually no posterior spine on the fifth. The lateral spines of the sixth somite are about as prominent and fully as stout as in *G. sculptus*.

The telson is shorter than in the young specimen originally described, being considerably shorter than the carapax exclusive of the rostrum, and has nearly the same form and sculpturing as in *G. sculptus*, though the tip is slightly more upturned and the carinae smoother toward the base. The outer lamella of the uropod is only about three-fourths as long as the telson, rather more than a third as broad as long, with the lateral spine farther from the tip than in the other species. The inner lamella is narrow and usually longer than the outer. The uropodal lamellæ are, however, occasionally subject to considerable variation, as shown in the first column of the accompanying table of measurements. There is no appearance of injury or redevelopment in the uropods of the specimen from which these measurements were taken, although the abnormal variation is very likely due to some such cause.

A female 104^{mm} long, taken, 1885, at station 2550, was carrying 86 eggs, 2.8 by 3.1^{mm} in shorter and longer diameter, and the entire number were equal to a little more than a tenth of the bulk of the entire animal, exclusive of the eggs.

Measurements in millimeters.

Catalogue number	8257		8257		8256	
Station	2206		2206		2205	
Sex	♂		♂		♀	
Length from tip of rostrum to tip of telson	99		101		107	
Length of carapax, including rostrum	41.2			43.4	
Length of rostrum	19.0			18.0	
Breadth of carapax in front, including spines	20.3			20.0	
Breadth of carapax at cervical suture	13.5			15.0	
Breadth of carapax back of cervical suture	16.0			18.6	
Length of eye-stalk and eye	5.6		5.8		5.5	
Greatest diameter of eye	5.5		5.7		5.8	
Length of antennal scale	8.7			11.0	
Breadth of antennal scale	5.7			6.5	
Length of second gnathopod	22			23	
Length of first peræopod	21			22	
Length of merus	8.2			8.8	
Length of carpus	2.2			2.1	
Length of propodus	4.1			4.6	
Length of dactylus	2.5			2.8	
Length of second peræopod	right. 29	left. 28		right. 33	left. 32
Length of merus	5.3	5.4		5.5	5.5
Length of carpus	13.5	12.0		15.0	14.5
Length of chela	1.2	1.5		1.3	1.6
Length of third peræopod	35			35	
Length of propodus	8.5			8.2	
Length of dactylus	2.5			2.6	
Length of fifth peræopod	34			36	
Length of propodus	2.3			2.4	
Length of dactylus	8.0			9.0	
Length of sixth somite of pleon	17.5		18.3		20.0	
Length of telson	right. 13.3	left. 11.3	right. 13.6	left. 13.6	right. 14.5	left. 14.6
Length of inner lamella of uropod	2.9	2.8	3.0	3.0	3.5	3.5
Breadth of inner lamella of uropod	12.6	13.6	13.0	13.0	14.0	14.0
Length of outer lamella of uropod	4.8	4.7	4.7	4.7	5.8	5.7
Breadth of outer lamella of uropod	

ALPHEIDÆ.

ALPHEUS MINUS Say.

Station 2280, October 19, off Cape Hatteras, north lat. 35° 21', west, long. 75° 21' 30'', 16 fathoms, gray sand; 15 specimens (8846).

HIPPOLYTE LILJEBORGII Danielssen.

Specimens examined.

[Locality: Off Long Island.]

Catalogue number.	Station number.	Locality.		Depth, temperature, and nature of bottom.			Date.	Specimens.	
		N. lat.	W. long.	Fathoms.	°	Materials.		Number.	With eggs.
7956	2175	39 33 00	72 18 30	452	40	gn. M.	1884. July 22	♂ .. 1	0
7957	2178	39 29 00	72 05 15	229	42	gn. M. S.	July 22	.. 2	0

[Locality: Off Delaware Bay.]

8606	2232	38 37 30	73 11 00	243	43	gn. M.	Sept. 12	3 ..	0
------	------	----------	----------	-----	----	--------	----------	------	---

[Locality: Off Martha's Vineyard.]

7200	2262	39 54 45	69 29 45	250	42	gn. M. S.	Sept. 28	5 ..	0
------	------	----------	----------	-----	----	-----------	----------	------	---

[Locality: Off Chesapeake Bay.]

7208	2264	37 07 50	74 34 20	167	58	gy. S.	Oct. 18	2 ..	0
7214	2265	37 07 40	74 35 40	70	63	gn. M. G.	Oct. 18	1 ..	0

BYTHOCARIS GRACILIS Smith.

Proc. National Mus., vii, p. 497, 1885.

Specimens examined.

(Plate XII, Figs. 3, 4.)

[Locality: Off Cape Hatteras.]

Catalogue number.	Station number.	Locality.		Depth, temperature, and nature of bottom.			Date.	Specimens.	
		N. lat.	W. long.	Fathoms.	°	Materials.		Number.	With eggs.
7132	2116	35 45 23	74 31 25	888	39	bu. M. fine S.	1883. Nov. 11.	♂ 1	1

[Locality: Off Martha's Vineyard.]

8258	2206	39 35 00	71 24 30	1043	38	gn. M.	1884. Aug. 20 1	1
------	------	----------	----------	------	----	--------	------------------	---------	---

This species is closely allied to *B. Payeri* G. O. Sars, but the specimens differ conspicuously from specimens of *B. Payeri* from the Farøe Channel, received from the Rev. Dr. Norman, in the size of the eyes and the form of the antennal scales.

Female.—The carapax is about two-thirds as broad as its length along the dorsum, and the front about a sixth as broad as the length and very nearly as in *B. Payeri*, but the lateral teeth are a little more prominent than in that species. The short median carina on the gastric region terminates abruptly in a small tooth anteriorly, not present in any of the specimens of *B. Payeri*. The eye-stalk and eye are about a fourth as long as the dorsum of the carapax, and the diameter of the black eye about three-fifths of the length of the stalk and eye. In the specimens of *B. Payeri* the eyes are considerably smaller, about a fifth as long as the carapax, and the diameter about half the length of the eye and stalk. The first segment of the peduncle of the antennula is armed with a very slender and acute lateral spine, which reaches nearly as far forward as the segment itself. The antennal scale is fully as long as the dorsum of the carapax and less than a third as broad as long, while in *B. Payeri* it is rather shorter and considerably broader. The pereopods and pleon are very nearly as in *B. Payeri*.

The eggs in the alcoholic specimens are about 1.8 by 1.4^{mm} in longer and shorter diameter.

In the following table similar measurements of this species and a specimen of *B. Payeri* are given for comparison.

Measurements in millimeters and hundredths of length of carapax.

	B. gracilis.	B. Payeri.
Station.....	2116	
Sex.....	♀	♀
	<i>Mm. cent.</i>	<i>Mm. cent.</i>
Length from front to tip of telson	39.0—464	50.0—476
Length of carapax	8.4 100	10.5 100
Breadth of carapax	5.5 65	6.7 64
Breadth of front	1.4 17	1.6 15
Length of eye-stalk and eye	2.0 24	2.0 19
Greatest diameter of eye	1.3 15	1.0 10
Length of antennal scale	8.5 101	9.6 92
Breadth of antennal scale	2.8 35	4.3 41
Length of sixth somite of pleon	6.1 73	8.0 76
Height of sixth somite of pleon	2.3 27	3.6 34
Length of telson	7.5 89	9.0 86
Length of inner lamella of uropod	5.6 67	7.3 70
Breadth of inner lamella of uropod	1.8 21	2.4 23
Length of outer lamella of uropod	7.0 83	8.8 84
Breadth of outer lamella of uropod	2.4 29	3.5 33

Bythocaris Payeri and the following species, *B. nana*, differ remarkably from *Hippolyte* and the allied genera in the reduced number of the branchiæ and epipods. There are no epipods proper at the bases of any

of the gnathopods or peræopods, and no podobranchiæ nor arthrobranchiæ on any of the somites, as the following branchial formula shows:

Somites.	VII.	VIII.	IX.	X.	XI.	XII.	XIII.	XIV.	Total.
Epipods.....	1	0	0	0	0	0	0	0	(1)
Podobranchiæ.....	0	0	0	0	0	0	0	0	0
Arthrobranchiæ.....	0	0	0	0	0	0	0	0	0
Pleurobranchiæ.....	0	0	0	1	1	1	1	1	5
									5+(1)

BYTHOCARIS NANA Smith.

Proc. National Mus., vii, p. 499, 1885.

(Plate XII, Fig. 2.)

Specimens examined.

[Locality: Off Martha's Vineyard.]

Catalogue number.	Station number.	Locality.		Depth, temperature, and nature of bottom.			Date.	Specimens.		
		N. lat.	W. long.	Fathoms.	°	Materials.		Number.	With eggs.	
.....	865	40 05 00	70 23 00	65	68	fne. S. M.	1880. Sept. 4	♂ 3	♀ 5	5
.....	872	40 05 39	70 23 52	86	50	S. G. Sh. Spg.	Sept. 4	2	1
.....	874	40 00 00	70 57 00	85	51	sft. M.	Sept. 14	1
.....	878	39 55 00	70 54 15	142	52	M.	Sept. 24	2	6	6

[Locality: Off Chesapeake Bay.]

7215	2265	37 07 40	74 35 40	70	63	gn. M. G.	1884. Oct. 18	2
------	------	----------	----------	----	----	-----------	------------------	---	-------	-------

This is a small species, at once distinguished from *B. Payeri* and *B. gracilis* by the very much broader and differently shaped front, and the much longer eye-stalks.

The carapax is about three-fourths as broad as its length along the dorsum, and the breadth of the front fully a third of the length. The supraorbital teeth are very large, and project as far forward as the very small rostral tooth. The median carina of the gastric region is low and inconspicuous.

The eyes are well developed, placed obliquely upon the stalks, and black. The length of the eye and stalk is about equal to the breadth of the front, and the diameter of the eye considerably greater than that of the stalk, equaling about a fifth the length of the carapax. The first segment of the peduncle of the antennula reaches a little beyond the eye, and its lateral spine is slender and falls considerably short of the dis-

tal end of the segment itself. The outer flagellum is very stout in both sexes, and tapers rapidly to a very slender tip, reaching to, or a little beyond, the tip of the antennal scale. The inner flagellum is very slender, and slightly longer than the outer. The antennal scale is shorter than the dorsum of the carapax, a little more than a third as broad as long, and has the tip more elongated than in the last species. The flagellum of the antenna is very slender, subcylindrical, and much longer than the body of the animal.

The endopod of the second gnathopod reaches nearly to the tip of the antennal scale; the distal and proximal of the three segments of which it is composed are approximately equal in length; the middle segment is about two-fifths as long as the proximal, and the exopod scarcely reaches to the middle of the proximal segment of the endopod and is very slender. The first peræopods reach to near the tips of the peduncles of the antennæ; the carpus and chela are together as long as the rest of the endopod; the chela is about once and two-thirds as long as the carpus, slightly stouter, about a fourth as broad as long, and the digits slender and a little less than half as long as the whole length of the chela. The second peræopods are very slender and reach considerably beyond the antennal scales; the ischium and merus are subequal in length; the carpus is a little less than twice as long as the merus, and composed of eight segments; the chela is nearly cylindrical and about once and two-thirds as long as the distal segment of the carpus, and no stouter. The third, fourth, and fifth peræopods are nearly alike, and about as long as the second; the meri and propodi are subequal in length, and the meri are armed with three to seven spines along the distal part of the lower edge; the lower edges of the propodi are clothed with a few plumose hairs, and armed with several very slender spines; the dactyli are approximately a fourth as long as the propodi, slightly curved, regularly tapered to an acute tip, and armed along the lower edge with a regular series of spinules.

The pleon is somewhat geniculated and slightly compressed dorsally at the third somite, but none of the somites are carinated. The telson is a little shorter than the sixth somite, evenly rounded above, and regularly tapered to a narrow truncated tip armed with six slender spines, of which the sublateral pair are much larger than the lateral and median.

The eggs, in the alcoholic specimens, are approximately 1.0 by 0.8^{mm} in longer and shorter diameter.

Many of the specimens, after long preservation in alcohol, show dark bands of pigment spots across the antennal scales, uropodal lamellæ, and somites of the pleon.

This is the species to which I have referred as *Bythocaris*, sp. indet., in Proc. National Mus., iii, p. 437, 1881, and Bull. Mus. Comp. Zool., x, p. 55, 1882.

Measurements in millimeters and hundredths of length of carapax.

Station	878.	878.
Sex	♂	♀
	<i>Per</i> <i>Mm. cent.</i>	<i>Per</i> <i>Mm. cent.</i>
Length from front to tip of telson.....	25.5=455	25.0=455
Length of carapax.....	5.6 100	5.5 100
Breadth of carapax.....	4.3 77	4.2 76
Breadth of front.....	2.0 36	1.9 35
Length of eye-stalk and eye.....	2.0 36	1.9 35
Greatest diameter of eye.....	1.1 20	1.1 20
Length of antennal scale.....	5.0 89	4.6 84
Breadth of antennal scale.....	1.8 32	1.7 31
Length of sixth somite of pleon.....	4.1 73	4.0 73
Height of sixth somite of pleon.....	1.7 30	1.8 33
Length of telson.....	4.9 87	5.0 91
Length of inner lamella of uropod.....	3.8 68	3.8 69
Breadth of inner lamella of uropod.....	1.1 20	1.1 20
Length of outer lamella of uropod.....	4.2 75	4.3 78
Breadth of outer lamella of uropod.....	1.3 23	1.4 26

PANDALUS MONTAGUI Leach.

(Plate XIII, Fig. 2.)

Not taken in 1884.

PANDALUS PROPINQUUS G. O. Sars.

(Plate XIII, Fig. 1.)

Specimens examined.

[Locality: Off Long Island.]

Catalogue number.	Station number.	Locality.		Depth, temperature, and nature of bottom.			Date.	Specimens.		
		N. lat.	W. long.	Fathoms.	°	Materials.		Number.	With eggs.	
7958	2175	39 33 00	72 18 30	452	40	gn. M.	1884 July 22	♂ 2	♀ 1	0
7959	2178	39 29 00	72 05 15	229	42	gn. M., S.	July 22	..	2	0
7960	2179	39 30 10	71 50 00	510	39	bk. M.	July 23	0
7961	2180	39 29 50	71 49 30	523	39	bk. M., S.	July 23	1	1	0

[Locality: Off Martha's Vineyard.]

8076	2186	39 52 15	78 55 30	353	40	gn. M., S.	Aug. 2	3	1	0
8075	2187	39 49 30	71 10 00	420	40	gn. M., S.	Aug. 3	3	2	0
8162	2201	39 39 45	71 35 15	538	39	bu. M.	Aug. 19	2	..	0
8161	2202	39 38 00	71 39 45	515	39	gn. M.	Aug. 19	..	2	0
8160	2212	39 59 30	70 30 45	428	40	gn. M.	Aug. 22	..	1	0
8586	2237	39 12 17	72 09 30	520	39	gn. M.	Sept. 13	..	2	2
8673	2262	39 54 45	69 29 45	250	42	gn. M., S.	Sept. 28	45	..	0

PANDALUS LEPTOCERUS Smith.

Specimens examined.

[Locality: Off Chesapeake Bay.]

Catalogue number.	Station number.	Locality.		Depth, temperature, and nature of bottom.			Date.	Specimens.	
		N. lat.	W. long.	Fathoms.	°	Materials.		Number.	With eggs.
7962	2170	° ' "	° ' "				1884.		
7963	2176	37 57 00	73 53 30	155	----	gy. S.	July 20	♂ 27.	♀ 147.
7964	2177	39 32 30	72 21 30	302	41	bk. M.	July 22	--	2
		49 33 40	72 08 45	87	52	gn. M. S.	July 22	3	0

[Locality: Off Martha's Vineyard.]

8077	2184	40 00 15	70 55 30	136	49	g. M., S.	Aug. 2	1	2	0
8078	2185	40 00 45	70 54 15	129	51	g. M., S.	Aug. 2	2	1	0
8079	2197	39 56 30	69 43 20	84	52	S., brk. Sh.	Aug. 6	12	29	0
8080	2198	39 56 30	69 43 20	84	52	S., brk. Sh.	Aug. 6	--	2	0
8081	2199	39 57 30	69 41 10	78	..	gy. S.	Aug. 6	10	9	0
8082	2200	39 53 30	69 43 20	148	45	crs. S.	Aug. 6		60	0
8690	(?)								14	8
8676	2239	40 38 00	70 29 45	32	----	gn. M.	Sept. 26		8	1
8677	2240	40 27 30	70 29 00	44	----	gn. M.	Sept. 26		36	3
8678	2241	40 21 00	70 29 15	50	51	gn. M.	Sept. 26		26	2
8679	2242	40 15 30	70 27 00	58	51	gn. M.	Sept. 26		20	3
8680	2243	40 10 15	70 26 00	63	52	gn. M.	Sept. 26		5	2
8687	2244	40 05 15	70 23 00	67	53	gn. M., S.	Sept. 26		75	27
8668	2244	40 05 15	70 23 00	67	53	gn. M., S.	Sept. 26		45	
8669	2244	40 05 15	70 23 00	67	53	gn. M., S.	Sept. 26		130	-----
8670	2245	40 01 15	70 22 00	98	51	gn. M., bk. S.	Sept. 26		95	19
8671	2245	40 02 15	70 22 00	98	51	gn. M., bk. S.	Sept. 26		105	
8681	2246	39 56 45	70 20 30	122	48	gn. M.	Sept. 26		15	12
8672	2247	40 03 00	69 57 00	78	52	gn. M., S.	Sept. 27		74	4
8682	2248	40 07 00	69 57 00	67	52	gn. M., S.	Sept. 27		8	0
8683	2249	40 11 00	69 52 00	53	51	gn. M., S.	Sept. 27		30	1
8666	2250	40 17 15	69 51 45	47	51	gn. M., S.	Sept. 27		190	11
8686	2257	40 32 30	69 29 00	33	52	yl. S.	Sept. 28		1	0
8687	2259	40 19 34	69 29 10	41	50	gy. S.	Sept. 28		5	0
8675	2260	40 13 15	69 29 15	46	50	gy. S.	Sept. 28		50	5
8688	2261	40 04 00	69 29 30	58	54	gy. S.	Sept. 28		18	1

[Locality: Off Chesapeake Bay.]

8755	2264	37 07 50	74 34 20	167	58	gy. S.	Oct. 18		126	12
8756	2264	37 07 50	74 34 20	167	58	gy. S.	Oct. 18		130	13
8865	2264	37 07 50	74 34 20	167	58	gy. S.	Oct. 18		50	3
8768	2265	37 07 40	74 35 40	70	63	gn. M., S.	Oct. 18		68	14

[Locality: Off Cape Hatteras.]

8810	2307	35 42 00	74 54 30	43	57	gy. S.	Oct. 21		1 y.	0
------	------	----------	----------	----	----	--------	---------	--	------	---

NEMATOCARCINIDÆ.

NEMATOCARCINUS ENSIFERUS Smith.

(Plate XVII, Fig. 2.)

Specimens examined.

Catalogue number.	Station number.	Locality.		Depth, temperature, and nature of bottom.			Date.	Specimens.		
		N. lat.	W. long.	Fathoms.	°	Materials.		Number.	With eggs.	
		° ' "	° ' "				1884.	♂	♀	
7965	2173	37 57 00	72 34 00	1,600	37	glb. O.	July 21	2 l.	1
7966	2174	38 15 00	72 03 00	1,594	gy. M.	July 21	2 l.	9 l.	6
7967	2182	39 25 30	71 44 00	861	39	gn. M.	July 23	1 s.	1 s.	0
8084	2193	39 44 30	70 10 30	1,122	38	gn. M.	Aug. 5	2 s.	0
8083	2196	39 35 00	69 44 00	1,230	38	gn. M.	Aug. 6	2 s.
8158	2205	39 35 00	71 18 45	1,073	38	gy. O.	Aug. 20	7 s.	3 s.	0
8157	2206	39 35 00	71 24 30	1,043	38	gn. M.	Aug. 20	2 s.	2 s.	0
8156	2208	39 33 00	71 16 15	1,178	38	gn. M. S.	Aug. 21	1	1	0
8154	2209	39 34 45	71 21 30	1,080	39	glb. O.	Aug. 21	5 s.	6 s.	0
8153	2210	39 37 45	71 18 45	991	38	gy. glb. O.	Aug. 21	8 s.	14 s.	0
8152	2211	39 35 00	71 18 00	1,064	38	gn. M.	Aug. 21	2	2	0
8159	2216	39 47 00	70 30 30	963	39	gn. M.	Aug. 22	5 y.	0
8619	2221	39 05 30	70 44 33	1,525	37	gy. O.	Sept. 6	4	5	2
8620	2222	39 03 15	70 50 45	1,537	37	gy. O.	Sept. 6	2 l.	1
8621	2226	37 00 00	71 54 00	2,021	37	glb. O.	Sept. 10	1	1 y.	2
8622	2229	37 38 40	73 16 30	1,423	38	glb. O.	Sept. 11	5 l.
8623	2230	38 27 00	73 02 00	1,168	37	gy. O.	Sept. 12	1	1
8596	2231	38 29 00	73 09 00	965	39	gy. O.	Sept. 12	1	0
8624	2234	39 09 00	72 03 15	816	39	gn. M.	Sept. 13	2 s.	0
8625	2235	39 12 00	72 03 30	707	39	gn. M.	Sept. 13	3 s.	0
7165	?	1 y.	0
8582	?

The anterior margin of the carapax below the orbit and the base of the antenna were not accurately represented in the figure of this species given in my last report, and a corrected figure is therefore given with the illustrations accompanying this report.

The eggs are comparatively small and considerably elongated, being about 0.55^{mm} in shorter and 0.75 to 0.80^{mm} in longer diameter in recently preserved alcoholic specimens. A large female from station 2173 was carrying approximately 16,000 eggs, which were equal to about one-sixth of the bulk of the entire animal, exclusive of the eggs. A specimen 143^{mm} in length, taken in 1885, station 2564, was carrying over 20,000 eggs, which were equal to approximately a fourth the bulk of the animal, exclusive of the eggs.

NEMATOCARCINUS CURSOR A. M.-Edwards.

Ann. Sci. Nat., Zool., VI, ix, No. 4, p. 14, 1881; Recueil de figures de Crustacés nouveaux ou peu connus, pl. [37], 1883.

(Plate XVII, Figs. 1, 1a.)

Specimens examined.

Catalogue number.	Station num. ber.	Locality.		Depth, temperature, and nature of bottom.			Date.	Specimens.	
		N. lat.	W. long.	Fathoms.	°	Materials.		Number.	With eggs.
7968	2171	37 59 30	73 48 40	444	39	gn. M.	1884 July 20	♂	♀
7969	2179	39 30 10	71 50 00	510	39	bk. M.	July 23	2	1 l.
7970	2180	39 29 50	71 49 30	523	39	bk. M.	July 23	..	1 l.
7971	2180	39 29 50	71 49 30	523	39	bk. M.	July 23	2	..
7972	2180	39 29 30	71 49 30	523	39	bk. M.	July 23	4	1
7973	2181	39 29 00	71 46 00	693	39	gy. M., fine. S.	July 23	..	1 l.
8150	2201	39 39 45	71 35 15	538	39	bu. M.	Aug. 19	..	2
8151	2201	39 39 45	71 35 15	538	39	bu. M.	Aug. 19	1	2
8146	2202	39 38 00	71 39 45	515	39	gn. M.	Aug. 19	2	9
8147	2202	39 38 00	71 39 45	515	39	gn. M.	Aug. 19	..	1
8148	2202	39 38 00	71 39 45	515	39	gn. M.	Aug. 19	..	1
8149	2202	39 38 00	71 39 45	515	39	gn. M.	Aug. 19	..	1
8144	2212	39 59 30	73 40 45	428	40	gn. M.	Aug. 22	..	1
8145	2213	39 58 30	73 40 00	384	39	gn. M.	Aug. 22	..	1 l.
8502	2233	38 36 30	73 06 00	630	39	gn. M.	Sept. 12	..	1
8592	2237	39 12 17	72 09 30	520	39	gn. M.	Sept. 13	3	..

A single female was taken by the Fish Hawk in 1880, station 892, October 2, north lat. $39^{\circ} 46'$, west long. $71^{\circ} 5'$, 487 fathoms, soft brown mud and small stones, but no other specimens were found until 1884. During the winter cruise of the Albatross in 1884, a considerable number of specimens (6,810) were taken in the Eastern Caribbean, station 2117, January 27, north lat. $15^{\circ} 24' 40''$, west long. $63^{\circ} 31' 30''$, 683 fathoms, yellow mud and fine sand, temperature 40° .

This species is closely allied to *N. ensiferus*, but is readily distinguished by the very much shorter rostrum and larger eyes.

Aside from the rostrum the carapax is nearly as in *N. ensiferus*, but the rostral carina is not quite so high in front, and the rostrum itself is short—less than a third as long as the rest of the carapax—scarcely reaches the distal segment of the peduncle of the antennula, is horizontal, obtusely pointed, the dorsal edge armed with a series of small spines as in *N. ensiferus*, and usually with a minute tooth beneath the tip. The eyes are similar to those of *N. ensiferus*, but much larger, the length of the eye and stalk fully equaling or exceeding the breadth of the antennal scale, and the diameter of the eye equaling about three-fourths of the same amount. The antennulæ, antennæ, and oral appendages differ very little from those of *N. ensiferus*.

The peræopods are similar to those of *N. ensiferus*, but are apparently even longer than in that species. The first pair reach by the tips of the antennal scales by the length of the chelæ or a little more, are naked except at the tips of the digits and unarmed except by single spines at the distal ends of the ischia. The second pair are nearly as long as the length from tip of rostrum to tip of telson, unarmed except by a very few spines on the ischia and meri, and nearly naked except at the tips

of the digits. The merus is slightly longer than the carapax, excluding the rostrum, and reaches by the tips of the antennal scales, often by half its length. The carpus is much longer than the merus, and the chela is scarcely more than a tenth as long as the carpus. The third, fourth, and fifth peræopods are approximately equal in length and nearly as long as the length from tip of rostrum to tip of telson, or even considerably longer; the ischia and meri are armed nearly as in the second pair, and the propodi and dactyli have the same structure and nearly the same relative proportions as in *N. ensiferus*.

The pleon is, in general, as in *N. ensiferus*; the dorsum of the third somite, however, is slightly prolonged over the fourth, but not in a prominent tooth, and the pleuron of the fifth somite, though slightly produced posteriorly, is obtusely angular and not prolonged in an acute tooth.

The eggs are apparently very slightly smaller than in *N. ensiferus*, measuring about 0.52^{mm} in shorter and 0.75^{mm} in longer diameter. A specimen 101^{mm} in length from station 2180, was carrying approximately 20,000 eggs, which were equal to nearly one-fourth the bulk of the animal, exclusive of the eggs.

Measurements in millimeters.

Catalogue number.....	8147	7971	7970	8147
Station.....	2202	2180	2180	2202
Sex.....	♀	♂	♀	♀
Length from tip of rostrum to tip of telson.....	77	90	101	102
Length of carapax, including rostrum.....	24.2	28.2	30.5	31.0
Length of rostrum.....	5.4	6.5	7.2	8.3
Height of carapax.....	10.1	11.1	12.7	12.5
Breadth of carapax.....	9.4	11.0	13.0	12.7
Length of eye-stalk and eye.....	3.6	4.4	4.6	4.6
Greatest diameter of eye.....	2.7	3.1	3.3	3.4
Length of antennal scale.....	13.2	16.3	17.6	17.7
Breadth of antennal scale.....	3.2	3.9	4.4	4.5
Length of first peræopod.....	31	40	40
Length of merus.....	8.5	10.0	10.5
Length of carpus.....	12.5	16.0	16.0
Length of chela.....	3.6	4.0	4.4
Breadth of chela.....	0.7	0.7	0.75
Length of dactylus.....	1.5	1.6	1.7
Length of second peræopod.....	72	88	90
Length of merus.....	22	26	27
Length of carpus.....	30	36	38
Length of chela.....	3.5	3.8	4.1
Breadth of chela.....	0.55	0.60	0.65
Length of dactylus.....	1.2	1.4	1.7
Length of third peræopod.....	80	110	100	104
Length of merus.....	28	36	32	33
Length of carpus.....	32	44	38	40
Length of propodus.....	2.5	2.4	2.5	2.6
Length of dactylus.....	3.0	4.0	4.3	4.5
Length of fourth peræopod.....	79	108	99	104
Length of merus.....	28	36	33	34
Length of carpus.....	31	45	39	40
Length of propodus.....	2.5	2.6	3.0	2.6
Length of dactylus.....	3.0	3.3	3.6	3.6
Length of fifth peræopod.....	80	110	104	105
Length of merus.....	29	35	33.5	36
Length of carpus.....	32	46	41	42
Length of propodus.....	2.4	2.5	3.0	2.8
Length of dactylus.....	0.5	0.6	0.5	0.6
Length of sixth somite of pleon.....	12.2	13.8	14.5	15.5
Height of sixth somite of pleon.....	6.0	6.7	7.3	7.5
Length of telson.....	12.6	14.8	15.6	16.0
Length of inner lamella of uropod.....	9.9	11.3	13.0	12.9
Breadth of inner lamella of uropod.....	2.4	2.7	2.9
Length of outer lamella of uropod.....	11.2	13.2	14.7	14.3
Breadth of outer lamella of uropod.....	3.0	3.4	3.5

MIERSIIDÆ.

ACANTHEPHYRA EXIMEA Smith.

(Plate XIV, Fig. 1.)

This species is still represented only by the single specimen taken in 1883.

ACANTHEPHYRA AGASSIZII Smith.

(Plate XV, Figs. 1, 6, 6a, 7; Plate XVI, Fig. 2.)

Specimens examined.

Catalogue number.	Station number.	Locality.		Depth, temperature, and nature of bottom.			Date.		Specimens.		
		N. lat.	W. long.	Fathoms.	°	Materials.			Number.	With eggs.	
		° ' "	° ' "					1884.	♂	♀	
7977	2174	38 15 00	72 03 00	1,594	gy. M.	July 21		2l.	
7978	2182	39 25 30	71 44 00	861	39	gn. M.	July 23			1 s.	0
8086	2190	39 40 00	70 20 15	1,800	glb. O.	Aug. 4	1		
8085	2192	39 46 30	70 14 45	1,060	39	gy. O.	Aug. 5	2		
8087	2195	39 44 00	70 03 00	1,058	38	gn. M.	Aug. 5			1	1
8143	2206	39 35 00	71 24 30	1,043	38	gn. M.	Aug. 20	1l.		
8142	2208	39 33 00	71 16 15	1,178	38	gn. M., S.	Aug. 21	1		
8155	2209	39 34 45	71 21 30	1,080	39	glb. O.	Aug. 21	1		
8141	2210	39 37 45	71 18 45	991	38	gy. gib. O.	Aug. 21	1		
8138	2211	39 37 00	71 18 00	Surface!	74		Aug. 21			1	0
8139	2211	39 37 00	71 18 00	1,064	38	gn. M.	Aug. 21	1		
8134	2215	39 49 15	70 31 45	578		Aug. 22			1 y.
8140	2220	39 43 30	69 23 00	1,054	38	gy. M.	Aug. 23	3		
8610	2223	37 48 30	69 43 30	2,516	37	glb. O.	Sept. 7	1		
801	2224	36 16 30	68 21 00	2,574	37	glb. O.	Sept. 8			2 s.	1
8611	2231	38 29 00	73 09 00	965	39	gy. O.	Sept. 12	1l.		
8612	2234	39 09 00	72 03 15	816	39	gn. M.	Sept. 13	1		
8613	2235	39 12 00	72 03 30	707	39	gn. M.	Sept. 13			2 y.
8614	2236	39 11 00	72 08 30	636	39	gn. M.	Sept. 13	2 s.		

No. 8,138, a small specimen 76^{mm} in length, and apparently an immature female, is of special interest. It was taken by Mr. Willard Nye, jr., at 10.45 p. m., at the surface, in a dip-net, and was kept alive for half an hour, and then put in alcohol while still alive. Messrs. Nye and Benedict both noticed the close resemblance to the *Acanthephyra* with which they were familiar from deep water, and made a special note of the facts in regard to the occurrence of this specimen. The specimen could not have been brought to the surface by the trawl, as no haul had been made for some time previously. In the Albatross dredgings in 1883 and 1884, this species is recorded as having been taken at forty-five different stations ranging in depth from 105 to 2,949 fathoms, and nearly all of the specimens have been in far better condition than most of those of the supposed deep-water species. These facts lead me to suppose that this species is not a habitual inhabitant of the bottom at great depths, but more probably a truly free-swimming inhabitant of some part of the vast

region intermediate between the surface and the bottom, such a one as might occasionally stray to the surface or to considerable depths. There is nothing in the structure of this species or of *A. eximea* to render this supposition improbable; in the two next following species, however, the structure of the eyes makes it extremely improbable that they ever approach the surface.

ACANTHEPHYRA MICROPHTHALMA Smith.

Proc. National Mus., vii, p. 502, 1885.

(Plate XIII, Fig. 3.)

Station 2224, September 8, north lat. $36^{\circ} 16' 30''$, west long. $68^{\circ} 21'$, 2,574 fathoms, globigerina ooze, temperature 37° ; two males and two females (8584).

Also taken in 1885, station 2566, August 29, north lat. $37^{\circ} 23'$, west long. $63^{\circ} 8'$, 2,620 fathoms, gray ooze, temperature 37° ; one male and two females (10831).

This species differs remarkably in general appearance from those previously described, but agrees with them in all important generic characters. The rudimentary character of the eyes would seem to indicate that this, at least, is a true deep-water species.

The carapax is scarcely as broad in front as at the middle of the branchial region, and is neither compressed nor carinated dorsally, but broadly rounded, except at the high and laterally compressed base of the very slender rostrum, which is strongly upturned, wholly unarmed above except by three very obscure teeth above the orbit, and armed beneath with a series of about seven small and nearly equidistant teeth on the distal two-thirds of the length, but not quite reaching the very slender and acute tip. The orbital sinus is much smaller than in *A. Agassizii*, the lobe beneath is much broader and somewhat truncated, and the antennal and branchiostegal spines are less prominent.

The eye-stalks are much shorter than in *A. Agassizii*, strongly tapered from near the base to the minute brownish eyes, which are placed obliquely upon the outer side of the tip of the stalk.

The proximal segment of the peduncle of the antennula is less deeply excavated for the reception of the eye than in *A. Agassizii*, and the expanded proximal portion of the outer flagellum is a little narrower, but otherwise the antennula is as in that species.

The antennal scale is about two-thirds as long as the carapax excluding the rostrum, near the base about a fourth as broad as long, and narrowed to a truncated tip about a third as broad as the base. The spine upon the second segment of the peduncle below the articulation of the scale is much shorter than in *A. Agassizii*.

The oral appendages differ only slightly from those of *A. Agassizii*. The mandibles are thicker and heavier, the opposing edges of the ven-

tral processes a little narrower, and their teeth fewer in number, thick and obtuse, and the terminal segment of the palpus is a little narrower. The mandibles are in fact more like those of *A. eximea*. The fold on the ventral side near the tip of the endopod of the first maxilla is armed, in place of the two to four short spines in *A. Agassizii*, with a series of ten to twelve setæ, of which the proximal are stout, and somewhat spiniform, but the distal very slender. The two lobes of the distal segment of the protognath and the endognath of the second maxilla are slightly more slender than in *A. Agassizii*. The anterior lobe of the scaphognath is much longer and narrower, contracted near the middle and slightly expanded at the obtuse and somewhat truncated tip, while the posterior lobe is slightly broader. The endopods and exopods of the maxillipeds are much longer and more slender than in *A. Agassizii*, but these appendages do not differ in other respects. The propodus and dactylus of the first gnathopod are a little more narrowed distally, and the line of articulation between them slightly less oblique than in *A. Agassizii*. The second gnathopods differ scarcely at all.

The peræopods are similar to those of *A. Agassizii*, but are a little more slender, somewhat less hairy, and the proportions of the segments slightly different; the carpus in the second pair is nearly as long as the merus and much longer than the chela, which is considerably shorter and much more slender than in the first; and the carpi in the third, fourth, and fifth pairs are relatively shorter than in *A. Agassizii*.

The first and second somites of the pleon are rounded above, but the third and fourth are very strongly compressed dorsally and project in a very high and sharp crest, highest at the articulation between the two somites and on the third produced into a very long, slender, compressed, and spiniform tooth which is arched over nearly or quite the whole length of the fourth somite, which is itself without any carinal tooth. The fifth and sixth somites are sharply carinated dorsally, but the carina does not project in a tooth or spine on either. The pleura are of about the same form as in *A. Agassizii*, but are somewhat less deep.

The telson is very long and slender, only very obscurely sulcated above, armed with seven or eight pairs of small dorsal aculei, and tipped with three to five slender spines between a pair of much larger lateral ones.

The uropods and pleopods are nearly as in *A. Agassizii*, but the ovate inner lamelliform ramus of the first pleopod of the male is a little narrower and the marginal stylet reaches slightly beyond the tip of the lamella itself.

Measurements in millimeters.

Sex	♂	♀
Length from tip of rostrum to tip of telson	98	100.0
Length of carapax, including rostrum	40	41.0
Length of rostrum	22.5	22.0
Length of carapax, excluding rostrum	22.0	22.8
Height of carapax	13.5	13.5
Breadth of carapax at branchiostegal spines	9.0	8.7
Greatest breadth of carapax	9.8	9.9
Length of eye-stalk and eye	2.7	2.8
Greatest diameter of eye	0.8	0.8
Length of antennal scale	14.5	15.0
Breadth of antennal scale	3.6	3.7
Length of second gnathopod	22.0	
Length of first pereopod	18.0	
Length of chela	3.6	
Breadth of chela	0.9	
Length of dactylus	1.2	
Length of second pereopod	21.0	
Length of chela	3.4	
Breadth of chela	0.7	
Length of dactylus	1.1	
Length of third pereopod	25.0	
Length of propodus	6.4	
Length of dactylus	1.7	
Length of fourth pereopod	24.0	
Length of propodus	6.1	
Length of dactylus	1.6	
Length of fifth pereopod	22.0	
Length of propodus	7.5	
Length of dactylus	0.3	
Height of third somite of pleon	16.0	17.0
Length of its dorsal spine	9.5	10.0
Length of sixth somite of pleon	10.5	10.8
Height of sixth somite of pleon	6.0	5.9
Length of telson	17.0	17.0
Length of inner lamella of uropod	12.1	12.5
Breadth of inner lamella of uropod	2.7	
Length of outer lamella of uropod	13.4	14.0
Breadth of outer lamella of uropod	3.3	

ACANTHEPHYRA BREVIROSTRIS Smith.

Proc. National Mus., vii, p. 504, 1885.

(Plate XIV, Fig. 2; Plate XV, Figs. 2, 8; Plate XVI, Figs. 1, 6.)

Specimens examined.

Catalogue number.	Station number.	Locality.		Depth, temperature, and nature of bottom.			Date.	Specimens.	
		N. lat.	W. long.	Fathoms.	°	Materials.		Number.	With eggs.
5448	2099	37 12 20	69 39 00	2949	glb. O.	1883. Oct. 2	♂ ♀	1
5449	2101	39 22 00	68 34 30	1686	37	glb. O.	Oct. 3	1
7019	2101	39 22 00	68 34 30	1686	37	glb. O.	Oct. 3	1
5673	2105	37 50 00	73 03 50	1395	41	glb. O.	Nov. 6	1
10832	2566	37 23 00	63 08 00	2620	37	gy. O.	1885. Aug. 29	11

This species was not taken in 1884, but, as indicated above, a large male, nearly 80^{mm} in length, was taken in 1885.

It is at once distinguished from the others of the genus by the very short rostrum (which, though considerably longer, strikingly recalls that of *Hymenodora glacialis*), and the very large, laterally compressed,

and carinate tooth of the third somite of the pleon. All the specimens are in bad condition, very largely due, apparently, to the soft and membranaceous character of the integument, which resembles that of *Meningodora mollis* and several other deep-water species.

The carapax proper is higher and more compressed at the base of the rostrum than in *A. Agassizii* and the branchiostegal spines are less prominent. The rostrum is approximately a fourth as long as the rest of the carapax, very high at base as in *A. eximea*, acutely triangular in a side view, terminates in a slender and slightly upturned tip, and is unarmed below but armed above, at base and back upon the carina of the carapax, with a series of five or six very small and obscure teeth.

The eye-stalks are a little shorter than in *A. Agassizii* and the eyes a little smaller, but broader than the stalks, somewhat compressed vertically, face obliquely inward and forward, and are black or brownish black. The peduncle of the antenna and its scale are nearly like those of *A. microphthalmma*.

The oral appendages are very nearly as in *A. Agassizii*. The opposing edges of the ventral processes of the mandibles are a little narrower, almost exactly alike on the two sides, armed with about seven teeth each, and without the small anterior teeth seen in *A. Agassizii*. The first maxillæ show no differences. The divisions of the distal segment of the protognath of the second maxilla are very slightly broader than in *A. Agassizii*, the endognath and the anterior lobe of the scaphognath are both considerably longer and the posterior lobe of the scaphognath slightly narrower. The exopod of the maxilliped does not reach beyond the endoped and the tip is broader and more truncated than in *A. Agassizii*. The gnathopods do not differ essentially from those of *A. Agassizii*.

The peræopods are very similar to those of *A. Agassizii*, but are all considerably longer and more slender; the first reach to the middle of the antennal scale, the fourth to considerably by its tip, and the fifth to about the same point as the first.

The pleon is smaller relatively to the cephalo-peræon than in *A. Agassizii* and the third somite very differently armed. The first and second somites are rounded above, but the third is strongly compressed dorsally into a very high and sharp carina which projects in a great laterally compressed tooth high at base, tapered to an acute point and overhanging the fourth somite and part of the fifth. The fourth, fifth, and sixth somites are compressed and armed with a sharp carina which projects posteriorly in a conspicuous tooth on the fourth, and in a similar but much smaller tooth on the fifth and sixth. The pleura are similar to those of *A. Agassizii*, but relatively less deep, the second is considerably broader, and the third, fourth, and fifth more produced and more evenly rounded posteriorly.

The telson is very long and slender, only very obscurely sulcated above, armed with approximately five pairs of minute dorsal aculei and

tipped with three slender spines between a pair of much larger lateral ones with a small subterminal spine near the base of each.

The uropods and pleopods are nearly as in *A. Agassizii*.

Measurements in millimeters.

Station	2105	2099
Sex	♂	♀
Length from tip of rostrum to tip of telson	65	77
Length of carapax, including rostrum	23.0	26.0
Length of rostrum	5.1	6.9
Height of carapax	10.6	11.7
Length of eye-stalk and eye	2.8	3.1
Greatest diameter of eye	1.5	1.8
Length of antennal scale	10.7	12.1
Breadth of antennal scale	3.1	3.5
Length of second gnathopod		21.0
Length of first pereopod	17.5	19.0
Length of chela	3.9	4.4
Breadth of chela	0.8	0.9
Length of dactylus	1.2	1.3
Length of second pereopod	20	22
Length of chela	4.2	4.9
Breadth of chela	0.5	0.6
Length of dactylus	1.2	1.4
Length of third pereopod		27.0
Length of propodus		8
Length of dactylus		1.9
Length of fourth pereopod	26	
Length of propodus	7.1	
Length of dactylus	2.1	
Length of fifth pereopod	21	25
Length of propodus	7.6	8.7
Length of dactylus	0.5	0.6
Height of third somite of pleon	11.0	12.0
Length of its dorsal spine	8.4	9.0
Length of sixth somite of pleon	8.2	9.3
Height of sixth somite of pleon	4.6	5.2
Length of telson	14.0	15.3
Length of inner lamella of uropod	9.7	
Breadth of inner lamella of uropod	2.1	2.5
Length of outer lamella of uropod	10.6	11.0
Breadth of outer lamella of uropod	2.8	3.1

ACANTHEPHYRA GRACILIS.

Miersia gracilis. Smith, Bull. Mus. Comp. Zool., x, p. 70, pl. 11, figs. 4-4d, pl. 12, fig. 10, 1882.

Acanthephyra debilis, var. *Europaea* A. M.-Edwards, Recueil Figs. Crust., pl. [33], fig. 2, 1883.

Station 2225, September 9, north lat. 36° 5' 30'', west long. 69° 51' 45'', 2,512 fathoms, yellow ooze, temperature 37°; 1 ♀ carrying eggs (8597).

Although there has been no opportunity of directly comparing this specimen with the young male originally described from the Blake collection of 1880, I have very little doubt that the two specimens are specifically identical. In the present specimen the middle dorsal teeth of the fourth and fifth somites of the pleon are a little smaller than in the young male, and the dorsal part of the margin either side is dentate, as shown in Milne-Edwards's figure above referred to, while in the young male this dentation was either absent or overlooked, as might readily have happened in the case of so small an individual. In all other respects this specimen agrees perfectly with my figures and description of the original specimen.

The epipod of the fourth peræopod is much further developed than in any other of the species which I have seen,* but it is still apparently of little or no functional importance, as it consists only of a simple elongated horizontal lamella, corresponding to the horizontal basal portion of the epipods in front of it.

The eggs are very few and very large, being approximately 4 by 3^{mm} in longer and shorter diameter.

Measurements in millimeters.

Length from tip of rostrum to tip of telson.....	80+
Length of carapax, excluding rostrum.....	15.3
Length of rostrum.....	20+
Height of carapax.....	9.5
Breadth of carapax.....	7.5
Length of eye-stalk and eye.....	3.2
Greatest diameter of eye.....	2.5
Length of antennal scale.....	11.4
Breadth of antennal scale.....	2.5
Length of first peræopod.....	14.0
Length of chela.....	4.2
Breadth of chela.....	0.8
Length of dactylus.....	1.8
Length of second peræopod.....	15.0
Length of chela.....	4.5
Breadth of chela.....	0.6
Length of dactylus.....	1.9
Length of third peræopod.....	23.0
Length of propodus.....	5.4
Length of dactylus.....	4.4
Length of fourth peræopod.....	22.0
Length of propodus.....	5.0
Length of dactylus.....	4.2
Length of fifth peræopod.....	16.0
Length of propodus.....	4.0
Length of dactylus.....	1.1
Length of sixth somite of pleon.....	11.0
Height of sixth somite of pleon.....	4.3
Length of telson.....	12.7
Length of inner lamella of uropod.....	10.1
Breadth of inner lamella of uropod.....	1.7
Length of outer lamella of uropod.....	11.0
Breadth of outer lamella of uropod.....	1.9

EPHYRINA Smith.

Proc. National Mus., vii, p. 506, 1885.

This genus, which is based on a single specimen, wanting the greater part of the second, third, and fourth peræopods, is readily distinguished from *Acanthephyra* by the ischial and meral segments of the fifth peræopods, which are compressed, very broad, and form broad lamellar oper-

* In all the other species here recorded there is an obscure rudiment of this epipod, a minute appressed lamelliform lobe, not longer than broad, which is not indicated in the branchio-epipodal formulæ I have given for them.

cula along the sides of the carapax. The single species is further distinguished by the unarmed rostrum, the non-carinated pleon, and the broad anterior division of the distal segment of the protognath of the second maxilla. In all other characters it agrees essentially with the species of *AcanthePHYRA*.

EPHYRINA BENEDICTI Smith.

Proc. National Mus., vii, p. 506, 1885.

(Plate XIV, Fig. 3, Plate XVI, Fig. 4.)

Station 2083, September 5, 1883, north lat. $40^{\circ} 26' 40''$, west long. $67^{\circ} 5' 15''$, 959 fathoms, gray mud, temperature 40° ; one female (7156).

In general the form of the carapax proper is very similar to that of *AcanthePHYRA Agassizii*, but the antennal and branchiostegal spines are less prominent. An obtuse dorsal carina extends forward from near the posterior margin and gradually rises in front into a very high and sharp carina at the base of the laterally compressed lamellar rostrum, which is short, not reaching beyond the peduncle of the antennula, acutely triangular in a side view, considerably upturned, and wholly unarmed.

As in *AcanthePHYRA Agassizii*, the eye-stalks are short and terminated by small hemispherical black eyes, which face slightly inward when the stalks are directed forward.

The antennulæ, too, are very nearly as in *AcanthePHYRA Agassizii*, except that the proximal portion of the outer flagellum is much less expanded, though very much stouter than the inner. The antennal scales are imperfect at the tips, but are less rapidly narrowed distally, and are apparently more nearly as in *AcanthePHYRA microphthalmma*.

The mandibles are essentially as in *AcanthePHYRA Agassizii*, but are very nearly alike on the two sides, the posterior part of the mesial edge of the ventral process in each being armed with six or seven acutely triangular teeth, in front of which the margin is sharp and chitinous, but not serrated, though there is a small tooth at the anterior end of this unserrated edge in the right mandible and a sharp angle at the same point in the left. The first maxillæ are very like those of *AcanthePHYRA Agassizii*. The anterior division of the distal segment of the protognath of the second maxilla is much expanded at the mesial edge, where it projects farther forward and is more than twice as broad as the posterior division; the endognath is more slender; the anterior lobe of the scaphognath is a little narrower and more evenly rounded at the end. The maxillipeds do not differ from those of *A. Agassizii*, except that the antero-mesial angle of the exopod is a little more obtusely rounded; nor do the first gnathopods, except the distal part of the endopod, which is more nearly as in *AcanthePHYRA gracilis*, the dactylus being longer than broad and terminally attached to the propodus by a slightly oblique articulation. The second gnathopods are imperfect at the tips,

but are evidently very nearly as in *A. Agassizii*, and apparently reach to about the tips of the antennal scales.

The first peræopods are about as long as the carapax including the rostrum, and are clothed with numerous hairs; the ischium and merus make about half the length of the endopod, and are strongly compressed and broad, the merus being considerably more than a third as broad as long; the carpus is about three-fifths as long and half as broad as the merus; the chela is somewhat stouter than the carpus, not far from twice as long, and tapered distally to the bases of the digits, which are about a third of the whole length, very slender and strongly curved at the tips. The fifth peræopods are about a fourth longer than the first and are clothed with very few hairs; the ischium and merus make fully half the entire length; both are broad and strongly compressed, and the latter is fully a third as broad as long, with the dorsal margin nearly straight and the ventral strongly curved upward to the articulation with the carpus, which is very slender and scarcely longer than the breadth of the merus; the propodus is about twice as long as the carpus and no stouter; the dactylus, exclusive of the terminal spines and setæ, is stout and about twice as long as the distal diameter of the propodus.

There is no carina on any somite of the pleon, but the dorsum of the third somite projects back in a small, vertically compressed spine over the fourth somite, in the dorsum of which there is an obscure, and possibly accidental, sulcus. The pleura are similar in outline to those of *Acanthephyra Agassizii*, but the second is relatively a little broader, the third and fourth more evenly rounded posteriorly, and the fifth a little more obtuse at the posterior angle. The sixth somite is about two-thirds as long as the carapax, excluding the rostrum, and less than half as high as long.

The telson is very much longer than the sixth somite, tapers into a very long and narrow tip, and is armed along the distal two-thirds of either edge with numerous (twenty to twenty-five) small aculei. The inner lamellæ of the uropods are about as long as the sixth somite of the pleon, lanceolate in outline, and less than a sixth as broad as long. The outer lamellæ reach to near the tip of the telson, are about six times as long as broad, and evenly rounded at the tips.

Measurements in millimeters.

Length from tip of rostrum to tip of telson	56.0
Length of carapax, including rostrum	17.0
Length of rostrum	4.8
Height of carapax	8.3
Breadth of carapax	6.2
Length of eye-stalk and eye	2.8
Greatest diameter of eye	1.7
Length of peræopod	16.0
Length of merus	4.6

Breadth of merus	1.7
Length of carpus	2.9
Length of chela	5.0
Breadth of chela	0.8
Length of dactylus	1.8
Length of fifth pereopod	20.5
Length of merus	7.5
Breadth of merus	2.7
Length of carpus	2.9
Length of propodus	5.8
Length of dactylus	0.8
Length of sixth somite of pleon	8.8
Height of sixth somite of pleon	4.1
Length of telson	11.0
Length of inner lamella of uropod	5.6
Breadth of inner lamella of uropod	1.3
Length of outer lamella of uropod	9.8
Breadth of outer lamella of uropod	1.6

NOTOSTOMUS ROBUSTUS Smith.

(Plate XII, Fig. 5.)

Station 2228, September 11, north lat. 37° 25', west long. 73° 6', 1,582 fathoms, brown mud, temperature 37°; one young specimen, in bad condition (8543).

In this specimen the rostrum is much longer than in the adults originally described, being only a little less than half as long as the rest of the carapax, and has the terminal fourth of its length slender and unarmed. The eyes are proportionally larger than in the adults, as usual in the young. In other respects the specimen agrees essentially with the adults referred to.

Measurements in millimeters.

Length from tip of rostrum to tip of telson	53
Length of carapax, including rostrum	23
Length of rostrum	7.2
Length of eye-stalk and eye	3.2
Greatest diameter of eye	2.1
Length of antennal scale	8.3
Breadth of antennal scale	2.5
Length of sixth somite of pleon	5.1
Height of sixth somite of pleon	3.5
Length of telson	10.0

NOTOSTOMUS VESCUS, sp. nov.

This species, although represented only by a single imperfect male specimen, is so different from the other species of the genus that I venture to describe it. It has no dorsal tooth on the third somite of the pleon, the carapax is apparently not at all gibbous, and the dorsum is nearly straight. It is probably a very much smaller species than the *robustus*, *gibbosus*, or *elegans*, and is perhaps more nearly allied to *N.*

corallinus A. M.-Edwards (Recueil de figures de Crustacés nouveaux ou peu connus, pl. [32], 1883) than any other known species, although the areolation of the carapax and the form and dentation of the rostrum are very different.

The rostrum is a little more than a third as long as the rest of the carapax, strongly compressed laterally, vertically rather broad at base, but regularly tapered to an acute tip; the lower edge is armed with two slender teeth about a third of the way from the tip to the base, and the dorsal edge is nearly straight, approximately horizontal, and unarmed at the tip, but with four teeth above and in front of the orbit and six others in the same series back of them on the dorsal crest of the carapax proper, which is a sharp but not very high carina extending nearly to the posterior margin and entirely smooth and unarmed back of the teeth above mentioned, which do not extend more than a fourth of the way from the orbit to the posterior margin. The anterior margin is very nearly as in *N. robustus*. The upper lateral carina is conspicuous, approximately straight, nearly parallel with the dorsum, and extends very nearly to the posterior margin. The lower lateral carina is conspicuous anteriorly, but is not distinct back of the short vertical hepatic carina.

The eyes and eye-stalks are very nearly as in *N. robustus*; the eyes are slightly swollen, more than half as wide as the antennal scale, and black. The antennal scales are imperfect at the tips, but are apparently very nearly as in *N. robustus*.

The dorsum of the third and succeeding somites of the pleon are distinctly carinated, and the carina projects in a very small tooth on the fourth and fifth somites, but there is no evidence whatever of any dorsal tooth or projection on the third. The sixth somite of the pleon is more than half as long as the carapax, exclusive of the rostrum, and less than half as high as long. The telson is a little longer than the sixth somite, strongly sulcated dorsally the whole length, and armed at the tip with five spines, of which the outer are much the longer. The inner lamella of the uropod reaches to the tip of the telson, is lanceolate in outline, and between four and five times as long as broad. The outer lamella is considerably longer than the inner, nearly a fourth as broad as long, and broadly rounded at the tip.

Measurements in millimeters.

Length from tip of rostrum to tip of telson	45.0
Length of carapax, including rostrum	17.5
Length of rostrum	4.6
Length of eye-stalk and eye	2.3
Greatest diameter of eye	1.1
Breadth of antennal scale	2.0
Length of sixth somite of pleon	7.3
Height of sixth somite of pleon	3.1
Length of telson	8.3

Length of inner lamella of uropod	6.9
Breadth of inner lamella of uropod	1.5
Length of outer lamella of uropod	8.0
Breadth of outer lamella of uropod	1.9

Station 2099, October 2, 1883, north lat. 37° 12' 20", west long. 69° 39', 2,949 fathoms, globigerina ooze; one male (5434).

HYMENODORA GLACIALIS G. O. Sars.

Pasiphaë glacialis Buchholz, Zweite deutsche Nordpolfahrt, ii, p. 279, pl. 1, fig. 2, 1874.

Hymenodora glacialis G. O. Sars, Archiv Mathem. Naturvid., Kristiania, ii, p. 341, 1877; Norwegian North-Atlantic Expedition, Crust., i, pp. 37, 275, pl. 4, 1885. Norman, Proc. Royal Soc. Edinburgh, 1881-'82, 684, 1882. Smith, Proc. National Mus., vii, p. 501, 1885.

(Plate XV, Figs. 3, 10; Plate XVI, Fig. 5.)

Specimens examined.

Catalogue number.	Station number.	Locality.		Depth and nature of bottom.		Date.	Specimens.		
		N. lat.	W. long.	Fathoms.	Materials.		♂	♀	With eggs.
7159	2039	38 19 26	68 20 20	2,369	glb. O.	1883. July 28	1f.	1f.	0
5456	2099	37 12 20	69 36 00	2,949	glb. O.	Oct. 2	2f.	1f.	0

In a paper in the Proceedings of the National Museum, above referred to, I have given a considerable list of fragmentary and imperfect specimens as belonging to this species, of which I had authentically labeled specimens from the Farøe Channel, received from the Rev. A. M. Norman; but a more critical examination of all the specimens from the Albatross collections shows that a considerable number of them are specifically distinct. An approximately perfect female, from station 2099, of which the oral appendages, branchiæ, &c., were carefully examined for comparison with the Farøe Channel specimens when writing the previous notice, and several fragmentary specimens from the same station and from station 2039, are apparently specifically identical with the arctic specimens in every particular; but all the other specimens, which I had taken for young individuals of the same species, while differing only slightly in external characters, have distinct podobranchiæ at the bases of the first gnathopods, though in some of the smaller specimens these branchiæ are very small or even rudimentary. These specimens are described further on as a new species, *H. gracilis*.

The arctic specimens and those taken by the Albatross enable me to compare the genus with the closely allied forms, and particularly with my genus *Meningodora*.

The eye-stalks and eyes are very similar to those of *Meningodora mollis*, but the eyes are apparently a little smaller and are reddish, instead of black, in recently preserved alcoholic specimens.

The mandibles are similar to those of *Meningodora mollis*, but still more like those of *Acanthephyra Agassizii*, the mesial edges being armed very nearly as in that species. The distal segment of the protognath of the first maxilla is very much broader than in *Meningodora mollis* or any of the species of *Acanthephyra* which I have examined, the mesial edge being fully as long as that of the proximal segment, which, however, is considerably narrower mesially than in *Meningodora mollis*; the endognath is like that of the *Meningodora*. The two divisions of the distal segment of the protognath of the second maxilla are nearly equal and much broader and shorter than in *Meningodora mollis*, and do not project mesially beyond the proximal segment, as they do in the species of *Acanthephyra*, *Meningodora*, *Notostomus*, and *Ephyrina*; otherwise the second maxillæ do not differ from those of *Meningodora*. The maxillipeds differ essentially from those in the allied genera in having the endopod composed of two segments only, a very short proximal segment and a long unsegmented distal one.

The first gnathopods bear no podobranchiæ in the typical species, though there are small or rudimentary podobranchiæ in *H. gracilis*, and the distal part of the endognath differs from that of *Meningodora mollis* in having the dactylus nearly as long as broad and attached to the propodus by a much less oblique articulation. The number and arrangement of the branchiæ and epipods on the succeeding somites are the same as in the allied forms, so that there are in all, on each side, six epipods, six arthrobranchiæ, and five pleurobranchiæ. The second gnathopods and first and second peræopods do not differ essentially from those of *Meningodora mollis*, although the second peræopods are less slender and more like the first than in that species, and both pairs are somewhat more hairy. There is a peculiar excavation on the inner dorsal surface of the carpus in the first pair, as in the allied genera and as shown conspicuously in the species of *Notostomus*. This excavation is longitudinal, deepest at the distal end, and the mesial margin hairy or setose, while the opposite margin rises suddenly into a tubercular or spiniform protuberance just over the articulation with the chela. The third and fourth peræopods are more like those of *Acanthephyra Agassizii* than those of *Meningodora mollis*, being armed with small spines and setæ, and the propodi and dactyli neither grooved conspicuously nor carinated. The fifth peræopods are shorter and stouter than in *Meningodora* and very distinctly subchelate, the stout and conspicuous, though short, dactylus closing against a digital process of the propodus fully half its own length.

The dorsum of the pleon is neither carinated nor toothed. The pleura of the second somite are not as figured by Buchholz, but overlap those

of the first and third as in the allied genera, and the pleura of the third, fourth, and fifth semites are evenly and similarly rounded posteriorly.

In G. O. Sars's elaborate and very fully illustrated work on the crustacea of the Norwegian North-Atlantic expedition, which I had not seen when the above was written, the telson of *H. glacialis* is described and figured as armed at the tip with seven slender spines, a pair of long lateral separated by five much smaller ones; while in the female from station 2039, the only one of the Albatross specimens in which the telson is perfect, there are only six spines, there being no odd median one, and the same is true of the two specimens from the Farøe Channel.

Partial measurements of two specimens of *H. glacialis* are given under the next species.

HYMENODORA GRACILIS, sp. nov.

(Plate XII, Fig. 6.)

This species is apparently somewhat smaller than *H. glacialis*, and is distinguished by its more slender form and longer and more slender rostrum, which is prolonged in a slender, unarmed tip, reaching as far forward as the tips of the eyes. The antennal scale is apparently considerably narrower. In the only specimen in which the tip of the telson is perfect, the male from station 2036, it is armed with only four spines, there being only two between the long lateral spines. The most remarkable difference, however, is in the first gnathopods, which, as already remarked, bear distinct podobranchiæ. In the larger specimens these branchiæ are conspicuous and composed of several lamellæ each, being nearly as large in proportion to the size of the animal as in *Meningodora mollis*; but in some of the smaller specimens they are represented by only one or two small lamellæ attached near the base of the epipod, and are very easily overlooked. There are well-developed podobranchiæ at the bases of the first gnathopods in all the species of the allied genera known to me, *Acanthephyra*, *Ephyrina*, *Notostomus*, and *Meningodora*, and I had regarded their absence as one of the best generic characters of *Hymenodora*, but their occurrence and variability in a species so very closely allied to the typical species of the genus shows that they are not always of generic importance. The two species of *Hymenodora* still differ, however, from the species of the allied genera above-named in the form of the protognath of the second maxilla and in the number of segments in the endopod of the maxilliped, characters which, for the present at least, may be regarded as of generic value.

Measurements in millimeters.

Catalogue number Station	<i>H. glacialis.</i>		<i>H. gracilis.</i>	
	Farøe.	5456 ⁺ 2099	7974 2182	7158 2036
Sex	♂	♀	♂	♂
Length, from tip of rostrum to tip of telson	70	54+	55	43
Length of carapax, including rostrum	23.0	19.0	18.0	13.0
Length of rostrum	3.0	2.5	3.0	2.3
Height of carapax		10.0	8.4	6.8
Breadth of carapax			7.3	5.5
Length of eye-stalk and eye	3.0	2.3	2.5	2.0
Greatest diameter of eye	1.0	0.8	0.8	0.6
Length of antennal scale	9.0		6+	5.7
Breadth of antennal scale	3.1	2.4	2.0	1.5
Length of first peraeopod	18.0		11.5	10.0
Length of chela	4.8		3.1	2.5
Breadth of chela	0.9		0.7	0.5
Length of dactylus	1.8		1.1	1.0
Length of second peraeopod	18.0		11.5	10.0
Length of chela	4.9		3.2	2.5
Breadth of chela	0.7		0.5	0.4
Length of dactylus	2.0		1.2	0.9
Length of third peraeopod				14.0
Length of propodus				3.5
Length of dactylus				1.3
Length of fourth peraeopod			21.0	16.0
Length of propodus			6.3	4.3
Length of dactylus			2.6	1.9
Length of fifth peraeopod			16.0	13.0
Length of propodus			4.6	3.6
Length of dactylus			0.8	0.6
Length of sixth somite of pleon	8.3	7.5	7.5	6.5
Height of sixth somite of pleon	4.0	3.5	3.3	2.8
Length of telson	14.5	8+	10.5	7.8
Length of inner lamella of uropod	10.1			5.8
Breadth of inner lamella of uropod	2.0			1.1
Length of outer lamella of uropod	11.5			6.5
Breadth of outer lamella of uropod	2.7			1.3

Specimens examined.

Catalogue number.	Station number.	Locality.		Depth, temperature, and nature of bottom.			Date.	Specimens.	
		N. lat.	W. long.	Fathoms.	°	Materials.		Number.	With eggs.
		° / ' "	° / ' "				1883.	♂	♀
7158	2036	38 52 40	69 24 40	1735	38	glb. O.	July 18	1	
7160	2083	40 26 40	67 05 15	959	40	gy. M.	Sept. 5	1	1y.
7161	2083	40 26 40	67 05 15	959	40	gy. M.	Sept. 5	1	2y.
7017	2095	39 29 00	70 58 40	1342	glb. O.	Sept. 30	1	2
7162	2099	37 12 20	69 36 00	2940	...	glb. O.	Oct. 2	1f.	1
7018	2100	39 22 00	68 34 30	1628	37	glb. O.	Oct. 3	1	2f.
5487	2101	39 18 30	68 24 00	1686	37	glb. O.	Oct. 3	1	3y.
7151	2116	35 45 23	74 31 25	888	39	bn. M., fine. S.	Nov. 11	1	
							1884.		
7974	2182	39 25 30	71 44 00	861	39	gn. M.	July 23	1	
8397	2193	39 44 30	70 10 30	1122	38	gn. M.	Aug. 5.	1s.	

PASIPHAIDÆ.

PASIPHAË PRINCEPS Smith.

Specimens examined.

Catalogue number.	Station number.	Locality.		Depth, temperature, and nature of bottom.			Date.	Specimens.	
		N. lat.	W. long.	Fathoms.	°	Materials.		Number.	With eggs.
7975	2171	37 59 30	73 48 40	444	39	gn. M.	1884. July 20	♂	♀
7976	2181	39 29 00	71 46 00	693	39	gy. M., fine. S.	July 23	1s.	1
8137	2201	39 39 45	71 35 15	538	39	bu. M.	Aug. 19
7166	2237	39 12 17	72 09 30	520	39	gn. M.	Sept. 13	1y.

These specimens are very much smaller than the single one originally described and differ from it slightly in the form of the rostrum, which in the later specimens is only very slightly or not at all upturned at the tip, which is very short and dentiform even in the smallest specimen, and very different from the spiniform and strongly upturned rostrum of *P. tarda*.

Measurements in millimeters.

Catalogue number	7976	7975	8137
Station	2181	2171	2201
Sex	♀?	♀	♂
Length from tip of rostrum to tip of telson	77	144	115
Length of carapax, including rostrum	24.1	49.0	38.0
Length of rostrum	1.5	3.1	3.0
Height of carapax	11.7	24.5	17.9
Breadth of carapax	7.0	15.0	11.5
Length of eye-stalk and eye	3.7	5.3	4.8
Greatest diameter of eye	2.1	3.3	3.0
Length of antennal scale	10.1	22.0	17.1
Breadth of antennal scale	3.0	6.0	5.1
Length of second gnathopod	41	35
Length of first peraeopod	33.	63	50
Length of chela	12.0	23.0	17.5
Breadth of chela	1.8	3.5	2.7
Length of dactylus	5.3	10.2	8.0
Length of second peraeopod	40	74	59
Length of chela	15.2	29	22.3
Breadth of chela	1.7	3.4	2.8
Length of dactylus	8.0	14.3	11.9
Length of third peraeopod	23+	47	35+
Length of merus	12.2	26.0	19.2
Length of carpus	0.7	1.3	1.1
Length of propodus	4.4	8.1	6+
Length of dactylus	0.7
Length of fourth peraeopod	12.8	26	20.0
Length of propodus	2.5	5.5	4.1
Length of dactylus	0.6	1.7	1.2
Length of fifth peraeopod	21	43	34
Length of propodus	5.7	12.3	9.7
Length of dactylus	1.8	3.5	3.0
Height of second somite of pleon	12.8	27.0	20.0
Length of sixth somite of pleon	11.5	18.3	15.3
Height of sixth somite of pleon	8.0	12.8	10.2
Length of telson	11.0	19.0	15.6
Length of inner lamella of uropod	9.7	18.0	14.0
Breadth of inner lamella of uropod	5.0	4.2
Length of outer lamella of uropod	12.8	24.0	19.6
Breadth of outer lamella of uropod	6.5	5.3

In the largest specimen (7975) the superior flagellum of the antenna is 88^{mm} long; the inferior 52^{mm}; and the flagellum of the antenna 240^{mm}.

PARAPASIPHAË SULCATIFRONS Smith.

Specimens examined.

Catalogue number.	Station number.	Locality.		Depth, temperature, and nature of bottom.			Date.	Specimens.	
		N. lat.	W. long.	Fathoms.	°	Materials.		Number.	With eggs.
		° ' "	° ' "				1884.	♂	♀
8261	2202	39 36 00	71 39 45	515	39	gn. M.	Aug. 19	1 y.	1
8259	2211	39 35 00	71 18 00	1064	38	gn. M.	Aug. 21	1	1
8260	2219	39 46 22	69 29 00	948	39	gy. M.	Aug. 23	1	0
8594	2223	37 48 30	69 43 30	(*)			Sept. 7	1	
8533	2223	37 48 30	69 43 30	2516	37	glb. O.	Sept. 7	1 y.	
8601	2231	38 29 00	73 09 00	965	39	gy. O.	Sept. 12	1	
8598	2235	39 12 00	72 03 30	707	39	gn. M.	Sept. 13	1	

* The bottle containing the specimen from this station had in it a printed label for "surface" specimens, which was undoubtedly put there by mistake.

PARAPASIPHAË COMPTA Smith.

Station 2222, September 6, north lat. $39^{\circ} 03' 15''$, west long. $70^{\circ} 50' 45''$, 1,537 fathoms, gray ooze, temperature 37° ; one male in rather bad condition (8589).

Measurements in millimeters.

Sex.....	♂
Length of carapax, including rostrum	50
Length of rostrum	4.2
Length of eye-stalk and eye	6.4
Length of antennal scale	18.6
Breadth of antennal scale	5.0
Length of second gnathopod	45
Length of first peræopod	67
Length of chela.....	26
Breadth of chela	4.3
Length of dactylus	12.6
Length of second peræopod	74
Length of chela.....	30.2
Breadth of chela	4.0
Length of dactylus.....	16.0
Length of third peræopod	56
Length of merus	28.5
Length of carpus	1.3
Length of propodus.....	15+
Length of fourth peræopod	23
Length of propodus.....	4.1
Length of dactylus	2.1
Length of fifth peræopod.....	36
Length of propodus	10.5
Length of dactylus.....	3.0
Length of sixth somite of pleon	13
Length of telson	23.5
Length of inner lamella of uropod	19.0
Breadth of inner lamella of uropod	5.0
Length of outer lamella of uropod.....	21.5
Breadth of outer lamella of uropod.....	6.0

PENÆIDÆ.

SICYONIA BREVIROSTRIS Stimpson.

Sicyonia cristata Saussure, Crust. Antilles et Mexique, p. 55, pl. 3, fig. 25, 1858 (not of De Haan).

Sicyonia brevirostris Stimpson, Ann. Lyceum Nat. Hist. New York, x, p. 132, 1871.

Station 2296, October 20, off Cape Hatteras, north lat. 35° 38' 20'', west long. 74° 58' 45'', 27 fathoms, coarse gravel and sand; eight males and four females (8815).

?SICYONIA DORSALIS Kingsley.

Proc. Acad. Nat. Sci. Philadelphia, 1878, p. 97 (9), 1878.

Off Cape Hatteras: Station 2279, October 19, north lat. 35° 20' 55'', west long. 75° 20' 55'', 16 fathoms, gray sand, one young specimen (8866); and station 2280, October 19, north lat. 35° 21', west long. 75° 21' 30'', 16 fathoms, gray sand, two small specimens (7223).

The specimens agree well with Kingsley's short description, except that the third and fourth somites of the pleon have no spines at the postero-inferior angles.

PENÆUS BRASILIENSIS Latreille.

Specimens examined.

[Locality: Off Cape Hatteras.]

Catalogue number.	Station number.	Locality.		Depth, temperature, and nature of bottom.			Date.	Specimens.	
		N. lat.	W. long.	Fathoms.	°	Materials.			
7224	2283	35 21 15	75 23 15	14	...	gy. S.	1884.	♂	♀
8788	2285	35 21 25	75 24 25	13	crs. gy. S.	Oct. 19	1s.	
7242	2286	35 21 30	75 25 00	11	crs. gy. S.	Oct. 19	3s.	3s.
							Oct. 19		1l.

The genus *Penæus*, as usually understood, includes species which differ remarkably in the structure of the oral appendages, the number and arrangement of the branchiæ, and in the presence of exopods and epipods at the bases of the gnathopods and peræopods, but I have recently restricted it to species like *P. carimonte*, *canaliculatus*, *Brasiliensis*, *semi-sulcatus*, *setiferus*, and *stylirostris*, in which the antennular flagella are very short; the distal segment of the mandibular palpus is much larger than the proximal, very broad, and not prolonged into a narrow tip; the endognath of the first maxilla is greatly elongated and segmented; the endopod of the maxilliped is slender and composed of four segments, and the exopod is lamellar and unsegmented; both pairs of gnathopods have well-developed epipods and large exopods; all the peræopods have small exopods, but only the first, second, and third are furnished with

epipods; there is a well-developed pleurobranchia on the fourteenth somite. The number and arrangement of the branchiæ and epipods are the same for all these species, and as indicated in the following formula:

Somites.	VII.	VIII.	IX.	X.	XI.	XII.	XIII.	XIV.	Total.
Epipods	1	1	1	1	1	1	0	0	(6)
Podobranchiæ	0	1	0	0	0	0	0	0	1
Arthrobranchiæ	r.	2	2	2	2	2	1	0	11+r.
Pleurobranchiæ	0	0	1	1	1	1	1	1	6
									18+r.+(6)

PARAPENÆUS Smith.

The species referred to this genus are at once distinguished from the species of *Penæus* proper in having the endognath of the first maxilla short and unsegmented, the second gnathopod without an epipod, and the fourteenth somite (posterior somite of the peræon) wholly without branchiæ. The species examined further agree in having none of the sulci of the carapax conspicuous except the cervical, and in having the antennular flagella shorter than the carapax. In *Parapenæus longirostris*, *politus*, and *megalops*, the mandibular palpi are as in the typical species of *Penæus*, there are no exopods at the bases of any of the peræopods, and the branchio-epipodal formula is as follows:

Somites.	VII.	VIII.	IX.	X.	XI.	XII.	XIII.	XIV.	Total.
Epipods	1	1	0	1	1	1	0	0	(5)
Podobranchiæ	0	1	0	0	0	0	0	0	1
Arthrobranchiæ	r.	2	2	2	2	2	1	0	11+r.
Pleurobranchiæ	0	0	1	1	1	1	1	0	5
									17+r.+(5)

While in *Parapenæus constrictus* and some other species the distal segment of the mandibular palpus is slightly elongated and narrowed distally, there are very small narrow lamellar exopods at the bases of all the peræopods, there is no pleurobranchia on the thirteenth somite, and the branchio-epipodal formula is as follows:

Somites.	VII.	VIII.	IX.	X.	XI.	XII.	XIII.	XIV.	Total.
Epipods	1	1	0	1	1	1	0	0	(5)
Podobranchiæ	0	1	0	0	0	0	0	0	1
Arthrobranchiæ	0	2	2	2	2	2	1	0	11
Pleurobranchiæ	0	0	1	1	1	1	0	0	4
									16+(5)

These characters are, however, combined to a certain extent in two other species which I have examined: A Japanese species, which closely resembles the *constrictus* in general appearance, but has no exopods at the bases of the posterior peræopods and has the epipods and branchiæ

as in *P. longirostris*; and *P. Goodei*, which, though resembling the *constrictus* in external characters, has the mandibular palpi, epipods, and branchiæ as in *P. longirostris*, and long and slender exopods at the bases of all the peræopods.

PARAPENÆUS CONSTRICTUS Smith.

Penæus constrictus Stimpson, Ann. Lyc. Nat. Hist. New York, x, p. 135, 1871.

Parapenæus constrictus Smith, Proc. National Mus., viii, p. 174, 1885.

Specimens examined.

[Locality: Off Cape Hatteras.]

Catalogue number.	Station number.	Locality.		Depth, temperature, and nature of bottom.			Date.	Specimens.
		N. lat.	W. lat.	Fathoms.	°	Materials.		
8867	2280	35 21 00	75 21 30	16	gy. S.	1884.	
8868	2281	35 21 05	75 22 05	16	gy. S.	Oct. 19	♂
8869	2283	35 21 15	75 23 15	14	gy. S.	Oct. 19	1
8790	2283	35 21 15	75 23 15	14	gy. S.	Oct. 19	5y.
8870	2285	35 21 25	75 24 25	13	crs. gy. S.	Oct. 19	175
7241	2285	35 21 25	75 24 25	13	crs. gy. S.	Oct. 19	25
8871	2286	35 21 30	75 25 00	11	crs. gy. S.	Oct. 20	1
8840	2286	35 21 30	75 25 00	11	crs. gy. S.	Oct. 20	1
8844	2288	35 22 40	75 25 30	7	crs. S.	Oct. 20	3
8872	2289	35 22 54	75 25 00	7	crs. S.	Oct. 20	1
8804	2290	35 23 00	75 24 30	10	S. brk. S.	Oct. 20	1
8873	2291	35 25 30	75 20 30	15	gy. S. brk. S.	Oct. 20	2y.
7246	2296	35 35 20	74 58 45	27	crs. gy. S.	Oct. 20	2

All these specimens agree well with Stimpson's description except that the carina of the carapax is scarcely grooved longitudinally, though distinctly flattened, at the cervical suture. The dorsal crest of the rostrum proper is armed with seven to nine equidistant teeth, and back of these, on the carina of the gastric region, there is a small tooth, described by Stimpson as the gastric tooth, and not referred to in connection with the rostral teeth, which explains the apparent discrepancy pointed out by Miers (Proc. Zool. Soc. London, 1878, p. 304) between Stimpson's description and the specimen in the British Museum. The surface of the posterior part of the branchial regions of the carapax and of the whole of the pleon, except a very narrow and inconspicuous line of pubescence either side of the dorsal carina of the fifth and sixth somites, is entirely naked and glabrous. The dorsal carina of the fourth and fifth somites of the pleon is divided by a narrow incision. The telson is shorter than the sixth somite and rather suddenly tapered to a short acuminate tip armed either side with a short and very small spine.

HYMENOPENÆUS Smith.

Two new species recently described (Proc. National Mus., viii, pp. 180, 183, 1885) confirm the distinctness of this genus and enable me to state its characteristics and its relations to the allied genera. Both flagella of the antennulæ are slender and at least as long as the cara-

pax, excluding the rostrum; the proximal segment of the mandibular palpus is larger and much broader than the distal, which is long and narrow; the endognath of the first maxilla is short and unsegmented; the second gnathopod and the first, second, third, and fourth peræopods have well-developed epipods; and there is, either side, a pleurobranchia on the fourteenth somite and two arthrobranchiæ on the thirteenth.

The branchio-epipodal formula is as follows:

Somites.	VII.	VIII.	IX.	X.	XI.	XII.	XIII.	XIV.	Total.
Epipods.....	1	1	1	1	1	1	1	0	(7)
Podobranchiæ	0	1	0	0	0	0	0	0	1
Arthrobranchiæ	0	2	2	2	2	2	2	0	12
Pleurobranchiæ.....	0	0	1	1	1	1	1	1	6
									19+ (7)

The genus thus differs from both *Penæus* and *Parapenæus* in the elongated antennular flagella, the form of the mandibular palpus, and in the presence of two arthrobranchiæ and an epipod on either side of the thirteenth somite; it agrees with *Penæus* and differs from *Parapenæus* in having an epipod at the base of the second gnathopod; and it agrees with *Parapenæus* and differs from *Penæus* in having the endognath of the first maxilla short and unsegmented.

The species examined further agree in having antennal, hepatic, and branchiostegal spines, a fourth spine back of the orbit, and small epipods at the bases of all the peræopods.

HYMENOPENÆUS DEBILIS Smith.

Bull. Mus. Comp. Zool., x, p. 91, pl. 15, figs. 6-11, pl. 16, figs. 1-3, 1882.

(Plate XVI, Fig. 7.)

Specimens examined.

Catalogue number.	Station number.	Locality.		Depth, temperature, and nature of bottom.			Date.	Specimens.
		N. lat.	W. long.	Fathoms.	°	Materials.		
8336	2187	39 49 30	71 10 00	420	40	gn. M. S.	1884. Aug. 3	♂
8268	2201	39 39 45	71 35 15	538	39	bu. M.	Aug. 19	1
8542	2233	38 36 30	73 06 00	630	39	gn. M.	Sept. 12	f.

All these specimens are small and in bad condition, but are apparently specifically identical with those originally described from the Blake collection. The appendages of the second pleopods in the small male from station 2187 are very different from those of *H. microps* or *robustus*, and, though they are very likely not fully developed, are probably sufficiently

advanced to show essentially the adult form, and are very characteristic. These appendages are each long and very narrow, about three times as long as broad. There is a small and narrow lobe on the anterior side near the base of the lamella; the outer edge is slightly thickened, and terminates in a short rounded lobe a little way from the tip, which is about half as wide as the proximal part of the lamella and deeply bilobed, and near the middle of the mesial edge there is a slight emargination, probably marking the distal end of that part of the edge which articulates with the lamella of the opposite side.

This specimen, from station 2187, gives the following:

Measurements in millimeters.

Length from tip of rostrum to tip of telson.....	33+
Length of carapax, including rostrum	12.5
Length of rostrum.....	4.0
Length of eye-stalk and eye	2.5
Greatest diameter of eye	2.1
Length of antennal scale	5.6
Breadth of antennal scale.....	1.6
Length of flagellum of antenna	100+

HYMENOPENÆUS MICRUPS Smith.

(Plate XVI, Fig. 8.)

Station 2224, September 8, north lat. $36^{\circ} 16' 30''$, west long. $68^{\circ} 21'$, 2,574 fathoms, globigerina ooze, temperature 37° ; 1 ♂, 1 ♀ (8604), both in bad condition and imperfect.

A single fragmentary female (7155), in addition to the two specimens already recorded from the collection of 1883, was taken at station 2042, July 30, north lat. $39^{\circ} 30'$, west long. $68^{\circ} 26' 45''$, 1,555 fathoms, globigerina ooze, temperature 38° .

In the male, from station 2224, the carapax, including the rostrum, is 20^{mm} long, and the appendages of the first pleopods are fully developed. Each of these appendages is a large squarish lamellar plate, considerably narrowed distally, attached by a very short and narrow peduncle, and with the outer and distal margins slightly thickened, the latter irregularly lobed, and the median portion longitudinally plicated. There is a narrow, obtusely-tipped lobe on the mesial side of the peduncle, and close to it, on the base of the pleopod itself, a similar but more triangular lobe. The outer margin terminates at the distal end in a broad rounded lobe, on the mesial side of which there is a very much smaller rounded lobe, then a deep sinus, and then a broader bidentate lobe at the mesial side of the distal margin. The mesial edge is nearly straight, except a slight emargination near the middle, separating the proximal articular from the distal unarmed portion.

ARISTEUS? TRIDENS Smith.

(Plate XIX, Figs. 2, 2a.)

Specimens examined.

Catalogue number.	Station number.	Locality.		Depth, temperature, and nature of bottom.			Date.	Specimens.	
		N. lat.	W. long.	Fathoms.	°	Materials.			
7979	2174	38 15 00	72 03 00	1,594	...	gy. M.	1884. July 21	♂	♀
.....	2221	39 15 30	70 44 23	1,525	37	gy. O.	Sept. 6		2
8615	2222	39 03 15	70 50 45	1,537	37	gy. O.	Sept. 6		1
8581	2224	36 16 30	68 21 00	2,574	37	glb. O.	Sept. 8		1
8584	2224	36 16 30	68 21 00	2,574	37	glb. O.	Sept. 8		1
8583	2226	37 00 00	71 54 00	2,021	37	glb. O.	Sept. 10		1
8616	2226	37 00 00	71 54 00	2,021	37	glb. O.	Sept. 10	1	1

In the original description of this species the minute terminal segment of the endopod of the maxilliped (Plate XIX, Fig. 2a) was overlooked.

HEPOMADUS TENER Smith.

Report U. S. Fish Com., part x, for 1882, p. 409, pl. 9, figs. 7, 8, 1884.

(Plate XIX, Figs. 3, 3a.)

Specimens examined.

Catalogue number.	Station number.	Locality.		Depth, temperature, and nature of bottom.			Date.	Specimens.	
		N. lat.	W. long.	Fathoms.	°	Materials.			
5464	2099	37 12 20	69 30 00	2,949	...	glb. O.	1883. Oct. 2	♂	♀
5635	2102	38 44 00	72 38 00	1,209	39	glb. O.	Nov. 5	1	
8585	2226	37 00 00	71 54 00	2,021	37	glb. O.	1884. Sept. 10		1

The specimen originally described (5464) was in rather bad condition, and its integument apparently much thinner and softer than in the larger and much more perfectly preserved specimens subsequently obtained. In these later specimens the integument is very much like that of *Aristeus? tridens*, which the species resembles closely in general appearance.

In the recently preserved alcoholic specimens, the small rounded tubercle on the inner side of the eye-stalk is semi-translucent, cornea-like, slightly pigmented at the base, receives a branch of the optic nerve, and has the appearance of a secondary simple eye.

The peduncles of the antennulæ reach nearly to or a little by the tips of the antennal scales; the body of the proximal segment is about half

the entire length, and the spiniform lateral process reaches to about the extremity of the segment itself, which, however, is armed with a slender spine just outside the base of the second segment; the second segment is about twice as long as the distal. The flagella are almost exactly as in *Aristeus? tridens*. The antennal scale is about three-fourths as long as the carapax excluding the rostrum, half as broad or a little less than half as broad as long, and in form and texture like that of *Aristeus? tridens*.

The sixth somite of the pleon is about half as high as long. The telson is nearly or quite as long as the sixth somite, regularly tapered, slightly flattened above, armed with small dorso-marginal aculei, and terminates in an acuminate tip armed with slender setæ.

A female taken in 1885, station 2563, north lat. 39° 18' 30'', west long. 71° 23' 30'', 1,422 fathoms, is much larger than any of the specimens previously taken, being over 200^{mm} in length. In this specimen the rostrum is longer than the carapax proper, the antennal scales are half as broad as long, and the telson is as long as the sixth somite of the pleon.

Measurements in millimeters.

Catalogue number.....	5635	8585
Station	2102	2226
Sex	♂	♀
Length from tip of rostrum to tip of telson.....	94	125
Length of carapax, including rostrum.....	37.7	49.0
Length of rostrum.....	17.3	20.5
Height of carapax.....	11.6	16.0
Breadth of carapax.....	10.0	14.2
Length of eye-stalk and eye.....	5.5	7.5
Greatest diameter of eye.....	2.2	2.8
Length of antennal scale.....	15.0	21.0
Breadth of antennal scale.....	7.0	9.3
Length of second gnathopod.....	26	39
Length of first peræopod.....	25	39
Length of chela.....	7.5	11.5
Breadth of chela.....	1.15	1.8
Length of dactylus.....	5.0	7.5
Length of second peræopod.....	29	45
Length of chela.....	7.8	12.3
Breadth of chela.....	1.2	1.9
Length of dactylus.....	5.1	8.1
Length of third peræopod.....	33	50
Length of chela.....	8.2	13.3
Breadth of chela.....	1.25	2.0
Length of dactylus.....	5.2	8.3
Length of fourth peræopod.....	40	58
Length of propodus.....	6.2	9.0
Length of dactylus.....	5.5	7.5
Length of fifth peræopod.....	42	61
Length of propodus.....	6.6	9.5
Length of dactylus.....	4.5+	6+
Length of sixth somite of pleon.....	13.8	18.5
Height of sixth somite of pleon.....	6.9	8.6
Length of telson.....	12.0	16.7
Length of inner lamella of uropod.....	12.3	17.2
Breadth of inner lamella of uropod.....	3.2	4.3
Length of outer lamella of uropod.....	15.3	21.5
Breadth of outer lamella of uropod.....	4.1	5.4

AMALOPENÆUS ELEGANS Smith.

Specimens examined.

Catalogue number.	Station number.	Locality.		Depth, temperature, and nature of bottom.			Date.	Specimens.	
		N. lat.	W. long.	Fathoms.	°	Materials.		♂	♀
8229	2190*	39 40 00	70 20 15	1,180	glb. O.	1884. Aug. 4	♂	♀
8230	2193	39 44 30	70 10 30	1,122	38	gn. M.	Aug. 5	1	1
8267	2201	39 39 45	71 35 15	538	39	bu. M.	Aug. 19		1
8526	2235	39 12 00	72 00 30	707	39	gn. M.	Sept. 13	1	
8537	2236	39 11 00	72 08 30	636	39	gn. M.	Sept. 13		2

* Trawl reported as "not on bottom."

BENTHÆCETES BARTLETTI Smith.

Benthescymus? Bartletti Smith, Bull. Mus. Comp. Zool., x, p. 82, pl. 14, figs. 1-7, 1882.*Benthœetes Bartletti* Smith, Report U. S. Fish Com., x, for 1882, p. 391, pl. 10, fig. 8, 1884; Proc. National Mus., vii, p. 508, 1885.

(Plate XVIII, Figs. 2, 2a, 2b.)

Specimens examined.

Catalogue number.	Station number.	Locality.		Depth, temperature, and nature of bottom.			Date.	Specimens.	
		N. lat.	W. long.	Fathoms.	°	Materials.		♂	♀
8019	2181	39 29 00	71 46 00	693	39	gy. M., fine. S.	1884. July 23	♂	♀
8262	2203	39 45 15	71 45 15	705	39	gn. M. S.	Aug. 19	1	1
8263	2215	39 49 15	70 31 45	578		Aug. 22		1
8264	2216	39 47 00	70 30 30	963	39	gn. M.	Aug. 22	2y.	
8588	2234	39 09 00	72 03 15	816	39	gn. M.	Sept. 13	1	
8587	2235	39 12 00	72 03 30	707	39	gn. M.	Sept. 13	1	1

Some of these specimens show that the dactyli of the fourth and fifth peræopods are, as I had supposed, normally very slender, but not multiarticulate nor very long in either sex, and that the flagella of the antennula are very long, apparently much longer than the body.

BENTHONECTES Smith.

This genus is closely allied to *Benthœetes* and is specially characterized by the multiarticulate flagelliform dactyli of the fourth and fifth peræopods. It is further distinguished from allied genera by the acute ventral process of the crowns of the mandibles and the narrow mandibular palpi; and probably, also, by the presence of a hepatic spine upon the carapax, the large reniform eyes, the equal lobes of the protognath of the second maxillæ, the absence or obsolescence of the third segment of the endopod of the maxilliped, the narrow merus of the first gnathopod, and the styliform dactylus of the second gnathopod. Like that of *Benthœetes*, the relation to Bate's imperfectly described *Benthescymus* is large-

ly problematical, but Bate's genus is described as having the eyes "not large," the eye-stalks flattened and furnished with a conspicuous tubercle, and the flagella of the antennula "not longer than the carapax" (although under the second species these flagella are said to be "half as long as the animal"), characters which I should not expect to find in species congeneric with the one here described.

BENTHONECTES FILIPES Smith.

Proc. National Mus., vii, p. 509, 1885.

(Plate XVIII, Figs. 1, 1a; Plate XIX, Figs. 1, 1a, 1b.)

Specimens examined.

Catalogue number.	Station number.	Locality.		Depth, temperature, and nature of bottom.			Date.	Specimens.	
		N. lat.	W. long.	Fathoms.	°	Materials.			
8020	2181	39 29 00	71 46 00	693	39	gy. M. fine. S.	1884. July 23	♂	♀
8265	2206	39 35 00	71 24 30	1,043	38	gn. M.	Aug. 20		1
8266	2210	39 37 45	71 18 45	991	38	gy. glb. O.	Aug. 21	1s.	
7163	2235	39 12 00	72 03 30	707	39	gn. M.	Sept. 13	1	

This species is apparently very closely allied to that figured by A. Milne-Edwards as "*Benthescymus Bartletti* (Smith)?" (Recueil de figures de Crustacés nouveaux ou peu connus, 1883), and is probably specifically identical with it.

The carapax is similar to that of *Benthæcetes Bartletti* in general form, but is considerably narrower and less expanded posteriorly. The dorsum is carinated or slightly angulated to near the posterior border, and rising anteriorly projects forward in a rostrum almost exactly as in that species except that it is a very little longer, so as slightly to overreach the eyes, and the lower edge is more nearly horizontal. The inferior angle of the orbit is slightly more acute, the antennal spine a little larger and a little farther forward, and there is in addition a hepatic spine nearly as large as the antennal.

The eye-stalks are relatively short, and the very dark brown eyes, large, swollen, reniform, project over the ends of the stalks and extend proximally along their mesial sides more than half way to the bases of the stalks, the greatest diameter of the eye being at least three-fourths of the whole length of the stalk. There is a small and inconspicuous tubercle on the mesial side of the stalk just back of the edge of the eye. The antennal scales are slightly narrower than in *Benthæcetes Bartletti*, but otherwise the antennæ and antennulæ are essentially as in that species. The flagella of the antennula are approximately equal in length, much longer than the body of the animal, and very slender, while the flagellum of the antenna is very much longer and almost equally slender.

The oral appendages are similar to those of *Benthæcetes Bartletti*, but

show some important differences. The ventral process of the crown of the mandible, instead of being truncated at the anterior angle, is prolonged into an acute angular process which closes by a similar process of the opposite side. The palpus is very different in form; the proximal segment is narrow, about three times as long as broad, reaches to about the tip of the crown, and expands very slightly distally; the distal segment is only about half as long as the proximal and about as wide at the base, but the inner edge is obliquely truncated from just below the middle so that the obtuse tip is narrow. The first maxillæ differ only very slightly and unessentially. The endognath and epignath of the second maxillæ differ very little, but the four lobes of the protognath are very much more nearly alike, the distal lobe being only a very little broader than the others, while the proximal is very much like the others, being as long as the one next it and not narrowed toward the rounded tip. The endognath of the maxilliped is a little shorter and the small terminal segment either wanting or very obscure; the exopod is shorter and suddenly narrowed into a short and slender flagelliform tip. The exopod of the first gnathopod is very much smaller, being very slender and considerably shorter than the endopod. The endopod of the second gnathopod is more slender and armed with longer and stronger spines, and the dactylus is very different, being nearly two-thirds as long as the propodus, slender, subcylindrical, and strongly tapered distally, where it is armed with several slender spines nearly as long as itself.

The chelate peræopods are similar to those of *Benthæcetes Bartletti*, but considerably longer and more slender, the first pair reaching considerably by the tips of the second gnathopods. The fourth and fifth peræopods are very long, exceedingly slender, and the proximal portions nearly as in *Benthæcetes Bartletti*. The carpi in the fifth pair are considerably longer than the meri; the propodi in the fourth are much shorter than the carpi, and in the fifth not half as long as the carpi; the dactyli are slender, multiarticulate, flagelliform, and very long, being in the fourth pair fully three times as long as the propodi. The number and arrangement of the branchiæ and epipods are the same as in *Benthæcetes Bartletti*, but there are small rudimentary exopods at the bases of all the peræopods, as in *Benthescymus ? carinatus*.

The pleon is similar to that of *Benthæcetes Bartletti* except that there is no spine on the fifth somite. The dorsum is evenly rounded on the first four somites, but on the fifth and sixth there is a sharp median carina which projects posteriorly in a very slight angle on each of these somites. The epimera are all somewhat smaller than in *Benthæcetes Bartletti*, and the posterior edges of the fourth and fifth project much less and are broadly rounded. The telson is narrowly triangular, transversely convex above at the base, but with a broad and shallow sulcus two-thirds of its length. The extreme tip is spiniform and acute, and just in front of it the edge each side is armed with three small spines. The sternum of the first somite is armed with a laterally compressed mesial

process somewhat as in that species, but longer and obtuse. The pleopods have very long and slender rami, as in *Benthæcetes Bartletti*, but the appendage (petasma) of the first pair in the male is very different, being as long as the protopod to which it is attached, very narrow, and acutely triangular at the tip.

Measurements in millimeters.

Station.....	2235	2181
Sex.....	♂	♂
Length from tip of rostrum to tip of telson.....	82	63
Length of carapax, including rostrum.....	25.7	32.0
Length of rostrum.....	6.0	5.8
Height of carapax.....	12.8	9.6
Breadth of carapax.....	11.0	8.0
Length of eye stalk and eye.....	5.0	4.1
Greatest diameter of eye.....	3.7	3.3
Length of antennal scale.....	15.8	13.5
Breadth of antennal scale.....	5.1	4.0
Length of second gnathopod.....	24	20
Length of propodus.....	2.9	2.5
Length of dactylus.....	2.0	1.7
Length of first peræopod.....	27	21
Length of carpus.....	6.0	4.8
Length of chela.....	5.4	4.6
Breadth of chela.....	1.0	0.9
Length of dactylus.....	2.5	2.1
Length of second peræopod.....	34	27
Length of carpus.....	10.0	8.2
Length of chela.....	6.0	5.0
Breadth of chela.....	0.9	0.7
Length of dactylus.....	2.8	2.5
Length of third peræopod.....	44	32
Length of carpus.....	13.7	10.0
Length of chela.....	7.4	5.5
Breadth of chela.....	0.8	0.6
Length of dactylus.....	4.8	3.0
Length of fourth peræopod.....	67	50
Length of merus.....	13.3	12.0
Length of carpus.....	11.0	8.4
Length of propodus.....	7.5	6.0
Length of dactylus.....	25.0	18.5
Length of fifth peræopod.....	64+
Length of merus.....	13.0
Length of carpus.....	13.5
Length of propodus.....	7.7
Length of dactylus.....	15+
Length of sixth somite of pleon.....	13.8	11.0
Height of sixth somite of pleon.....	7.0	5.4
Length of telson.....	11.0	9.3
Length of inner lamella of uropod.....	11.5	9.2
Breadth of inner lamella of uropod.....	2.8	2.3
Length of outer lamella of uropod.....	16.4	14.8
Breadth of outer lamella of uropod.....	4.5	3.6

BENTHESICYMUS ? MORATUS, sp. nov.

Benthescymus? sp. indet., Smith, Report U. S. Fish Com., x, for 1882, p. 397, pl. 10, figs. 3, 4, 5, 1884.

Specimens examined.

Catalogue number.	Station number.	Locality.		Depth, temperature, and nature of bottom.			Date.	Specimens.	
		N. lat.	W. long.	Fathoms	°	Materials.		♂	♀
7117	2042	39 33 00	68 26 45	1,555	38	glb. O.	1883. July 30	♂	♀
8018	2174	38 15 00	72 03 00	1,594		gy. M.	1884. July 21		2♀
8580	2222	39 03 15	70 50 45	1,537	37	gy. O.	Sept. 6 1885.		1♀
10867	2575	41 07 00	65 26 30	1,710	37	gy. O.	Sept. 1	1♀	

In the general form and areolation of the carapax this species is very similar to *Benthæcetes Bartletti*, but there is a distinct hepatic spine, as in *Benthonectes filipes*, though very much smaller. The dorsum is carinated or slightly angulated nearly to the posterior border, but anteriorly it does not rise at the base of the rostrum nearly as much as in the two species just mentioned. The rostrum is strongly compressed, broad vertically, and the upper edge is somewhat arcuate above and just back of the orbit, where it is armed with two teeth, but in front it tapers to an acute point, nearly or quite reaching to the tips of the eyes.

The eyes are in bad condition in all the specimens. They are similar to those of *Benthæcetes Bartletti*, but the cornea is apparently a little larger and more compressed vertically, and the pigment is apparently white or very light in color. The antennæ and antennulæ are essentially as in *Benthæcetes Bartletti*. The crowns of the mandibles are also very nearly as in that species, but the palpi are very much larger; the proximal segment is nearly as broad as long, and the distal nearly as long as the proximal and very narrow, much less than half as wide as long. The maxillæ are nearly as in *Benthæcetes Bartletti*. The ultimate segment of the endopod of the maxilliped is about a sixth as long as the penultimate segment and intermediate in form and size between that of *Benthæcetes Bartletti* and that of *Benthescycymus? carinatus*, and the distal extremity of the exopod is suddenly narrowed into a slender flagellum, but otherwise the maxilliped agrees with that of *Benthæcetes Bartletti*.

The first gnathopod is intermediate in form between that of *Benthæcetes* and that of *Benthescycymus? carinatus*; the mesial side of the merus is expanded into a thin lamella the whole length of the segment, which is two-fifths as broad as long, but not much broader distally than proximally and projects only very slightly beyond the articulation of the carpus; the terminal segments are nearly as in *Benthescycymus? carinatus*. The second gnathopods reach beyond the middle of the antennal scales, and the relative proportion of the segments is about the same as in *Benthæcetes Bartletti*, but the form of the dactylus is different, though it is carried in the same position. This segment is a little longer and narrower than in *Benthæcetes Bartletti*, and obliquely truncated on the mesial side at the extremity, so that the triangular tip, which is armed with a single long spine, is at the outer edge; the outer and the truncated distal edges are setigerous.

There are minute rudimentary exopods at the bases of all the peræopods, of which the first three pairs are otherwise very much as in *Benthonectes filipes*. The number and arrangement of the branchiæ and epipods is the same as in *Benthæcetes Bartletti* and *Benthonectes filipes*.

The first and second somites of the pleon are evenly rounded above; the third is carinated posteriorly, the fourth and fifth for nearly the whole length, and on each of these somites the carina projects at the

posterior margin in a small sharp tooth. The sixth somite is compressed laterally, more than twice as long as high, and armed with a sharp dorsal carina. The telson is about as long as the sixth somite, narrowly triangular, with a broad and shallow dorsal sulcus except near the base, terminates in a small spiniform point, with a spine either side, and is armed in front of these with three pairs of lateral spines. The uropods and pleopods are very nearly as in *Benthæcetes Bartletti*, except that the appendage (petasma) of the first pair of pleopods in the male is long and narrow, approaching in form that of *Benthonectes filipes*.

Measurements in millimeters.

Station	2174	2222	2575
Sex	♀	♀	♂
Length from tip of rostrum to tip of telson	95	100	105
Length of carapax, including rostrum	37.5	40.0	41.0
Length of rostrum	5.5	6.8	7.5
Height of carapax	17.0		
Length of eye-stalk and eye	6.2	6.4	7.0
Greatest diameter of eye	2.6	2.8	3.0
Length of antennal scale		23.5	25.0
Breadth of antennal scale	6.6	7.0	7.1
Length of first peræopod		30.0	30.0
Length of chela		7.0	7.3
Breadth of chela		1.6	1.7
Length of dactylus		3.1	3.3
Length of second peræopod	44.0	46.0	46.0
Length of chela	6.6		7.8
Breadth of chela			1.0
Length of dactylus			3.6
Length of third peræopod		64.0	
Length of chela		9.5	
Breadth of chela		1.0	
Length of dactylus		5.0	
Length of sixth somite of pleon	15.6	16.0	17.0
Height of sixth somite of pleon	7.2	7.8	8.2
Length of telson	16.0	17.0	
Length of inner lamella of uropod	15.5	16.4	16.8
Breadth of inner lamella of uropod	3.9	4.1	4.4
Length of outer lamella of uropod	21.0	22.5	23.0
Breadth of outer lamella of uropod	5.4	5.8	6.0

SERGESTIDÆ.

SERGESTES ARCTICUS Krøyer.

(Plate XX, Figs. 1, 2.)

Specimens examined.

Catalogue number.	Station number.	Locality.		Depth, temperature, and nature of bottom.			Date.	Specimens.	
		N. lat.	W. long.	Fathoms.	°	Materials.			
7982	2180	39 29 50	71 49 30	523	39	bk. M.	1884. July 23	♂	♀
7983	2182	39 25 30	71 44 00	861	39	gn. M.		1	1
8088	2187	39 49 30	71 10 00	420	40	gn. M., S.	Aug. 3	7	8
8430	2187								
8425	2188	39 54 30	71 08 00	235	43			1y.	
8426	2192	39 46 30	70 14 45	1,060	39	gy. O.	Aug. 5		5y.
8136	2201	39 39 45	71 35 15	598	39	bu. M.	Aug. 19	1	3
8532	2223	57 48 30	69 43 30	2,516	37	glb. O.	Sept. 7		1
8524	2236	39 11 00	72 08 30	636	39	gn. M.	Sept. 13		
8605	2237	39 12 17	72 09 30	520	39			1	3y.
[Locality: Off Cape Hatteras.]									
8805	2299	35 40 00	74 51 30	296	bk. M.	Oct. 20		2

SERGESTES ROBUSTUS Smith.

(Plate XX, Fig. 6.)

Specimens examined.

Catalogue number.	Station number.	Locality.		Depth, temperature, and nature of bottom.			Date.	Specimens.	
		N. lat.	W. long.	Fathoms.	°	Materials.			
7981	2174	° / ' "	° / ' "	1,594	...	gy. M.	1884.	♂	♀
8135	2202	38 15 00	72 03 00	515	39	gn. M.	July 21	1	
8647	2224	39 38 00	71 39 45	2,574	37	glb. O.	Aug. 19		1
8599	2237	36 16 30	68 21 00	520	39	gn. M.	Sept. 8	1s.	
		39 12 17	72 09 30				Sept. 13		2

SERGESTES MOLLIS Smith.

(Plate XX, Figs. 3, 3a, 4, 5.)

Specimens examined.

Catalogue number.	Station number.	Locality.		Depth, temperature, and nature of bottom.			Date.	Specimens.	
		N. lat.	W. long.	Fathoms.	°	Materials.			
.....	2190	° / ' "	° / ' "	1,180	glb. O.	1884.	♂	♀
8089	2193	39 40 00	70 20 15	1,122	38	gn. M.	Aug. 4		
8231	2194	39 44 30	70 10 30	1,140	38	O.	Aug. 5	1	1/2
8129	2206	39 43 45	70 07 00	1,043	38	gn. M.	Aug. 5	1	
8130	2209	39 35 00	71 24 30	1,080	39	glb. O.	Aug. 20		1
8130	2209	39 34 45	71 21 30	1,080	39	glb. O.	Aug. 21	1s.	
8131	2210	39 37 45	71 18 45	991	38	gy. glb. O.	Aug. 21	1	
8132	2215	39 49 15	70 31 45	578	Aug. 22		1
8133	2219	39 46 22	69 29 00	948	39	gy. M.	Aug. 23		1
8539	2229	37 38 40	73 16 30	1,423	38	glb. O.	Sept. 11	1	

NEW HAVEN, CONN., December 4, 1885.

EXPLANATION OF PLATES.

All the figures on Plates I, II, IV, VII, VIII, IX, X, XIII, XIV, XVII, and XVIII; Fig. 1, Plate III; Fig. 2, Plate V; Figs. 1 and 1a, Plate VI; Figs. 1, 1a, 3, 3a, 4, 6, 6a, and 7, Plate XI; Figs. 4 and 6, Plate XII; Figs. 2 and 3, Plate XIX; and Figs. 1, 2, 3, 3a, 5, and 6, Plate XX, were drawn by J. H. Emerton. Fig. 2, Plate III, and Fig. 1, Plate V, were drawn by J. H. Blake. All the other figures were drawn by the author.

PLATE I.

- FIG. 1.—*Lispognathus Thomsoni*. Dorsal view of a male from station 951, enlarged two diameters.
- FIG. 1a.—Lateral view, the peræopods omitted, of the same specimen, enlarged the same amount.
- FIG. 2.—*Anamathia Agassizii*. Dorsal view, the peræopods omitted, of the originally described male from the Blake collection, natural size.
- FIG. 3.—Dorsal view of a female (5693), from station 2109, one-half natural size.
- FIG. 3a.—Ventral view of the front and oral region of the same specimen, natural size.
- FIG. 4.—*Anamathia Tanneri*. Dorsal view of one of the originally described males, from station 1043, natural size.

PLATE II.

- FIG. 1.—*Homola barbata*. Dorsal view of a male, from station 940, natural size.
 FIG. 2.—*Lambrus Verrillii*. Dorsal view of a female, from station 872, natural size.

PLATE III.

- FIG. 1.—*Lithodes Agassizii*. Dorsal view, the peræopods omitted, of a male, from station 2115, one-half natural size.
 FIG. 2.—Dorsal view of a male (8048), from station 2196, one-half natural size.

PLATE IV.

- Munidopsis crassa*. Dorsal view of the female (8563), from station 2224, natural size.

PLATE V.

- FIG. 1.—*Munidopsis similis*. Dorsal view of the female (8255), from station 2192, natural size.
 FIG. 1a.—Second maxilla of the right side of the same specimen, enlarged eight diameters.
 FIG. 1b.—First gnathopod of the right side of the same specimen, enlarged eight diameters.
 FIG. 1c.—Second gnathopod of the right side of the same specimen, enlarged four diameters.
 FIG. 2.—*Munidopsis Bairdii*. Dorsal view of a female (5717), from station 2106, natural size.

PLATE VI.

- FIG. 1.—*Munidopsis rostrata*. Dorsal view of a male, from the Blake collection of 1880, station 341, natural size.
 FIG. 1a.—Lateral view of the carapax of the same specimen, natural size.
 FIG. 2.—*Munidopsis similis*. First maxilla of the right side of the specimen figured on Plate V, enlarged eight diameters.
 FIG. 2a.—Maxilliped of the right side of the same specimen, enlarged the same amount.

PLATE VII.

- FIG. 1.—*Pentacheles nanus*. Dorsal view of a female (8238), from station 2206, natural size.
 FIG. 1a.—Lateral view of the carapax and pleon of the same specimen, natural size.
 FIG. 2.—*Pentacheles debilis*. Dorsal view, the peræopods omitted, of a male (7145) from station 2074, enlarged two diameters.

PLATE VIII.

- FIG. 1.—*Glyphocrangon longirostris*. Lateral view of the small female originally described from the Blake collection, station 330, enlarged two diameters.
 FIG. 2.—Lateral view of an adult female (8256), from station 2205, natural size.
 FIG. 3.—*Glyphocrangon sculptus*. Lateral view of the originally described female, from the Blake collection, station 330, natural size.

PLATE IX.

- FIG. 1.—*Glyphocrangon sculptus*. Dorsal view of the specimen figured on Plate VIII, natural size.
- FIG. 2.—Dorsal view of the carapax and anterior appendages of a male (7182), from station 2051, natural size.
- FIG. 3.—*Glyphocrangon longirostris*. Dorsal view of the adult female (8256) figured on Plate VIII, natural size.
- FIG. 4.—Dorsal view of carapax and anterior appendages of a male (8257), from station 2206, natural size.
- FIG. 5.—Dorsal view of the carapax and anterior appendages of the small female from the Blake collection, figured on Plate VIII, enlarged two diameters.

PLATE X.

- FIG. 1.—*Sabinea princeps*. Lateral view of one of the originally described females, from the Blake collection, natural size.
- FIG. 1a.—Dorsal view of the carapax and anterior appendages of the same specimen, natural size.
- FIG. 1b.—Dorsal view of the terminal portion of the pleon of the same specimen, natural size.
- FIG. 2.—Dorsal view of the carapax and anterior appendages of a male (7954), from station 2180, natural size.
- FIG. 3.—*Sabinea Sarpii*. Dorsal view of female, from station 2063, natural size.
- FIG. 3a.—Lateral view of the carapax of the same specimen, enlarged two diameters.
- FIG. 4.—Dorsal view of the carapax and anterior appendages of a male, from station 2063, enlarged two diameters.

PLATE XI.

- FIG. 1.—*Pontophilus gracilis*. Dorsal view of the female originally described, from the Blake collection, station 315, enlarged two diameters.
- FIG. 1a.—Lateral view of the carapax of the same specimen, enlarged two diameters.
- FIG. 2.—Left chela of a male, from station 1029, enlarged four diameters.
- FIG. 3.—*Pontophilus abyssi*. Dorsal view of a female (8600), from station 2226, natural size.
- FIG. 3a.—Lateral view of the carapax of the same specimen, enlarged two diameters.
- FIG. 4.—Dorsal view of the carapax and anterior appendages of a male (8600), from station 2226, enlarged two diameters.
- FIG. 5.—Left chela of a male (8600), from station 2226, enlarged four diameters.
- FIG. 6.—*Pontophilus Norvegicus*. Dorsal view of a female, from station 946, natural size.
- FIG. 6a.—Lateral view of the carapax of the same specimen, enlarged two diameters.
- FIG. 7.—Dorsal view of the carapax and anterior appendages of a male, from station 947, enlarged two diameters.

PLATE XII.

- FIG. 1.—*Bythocaris Payeri*. Dorsal view of the front of the carapax and the anterior appendages of a female, from the Farøe Channel, enlarged four diameters.
- FIG. 2.—*Bythocaris nana*. Dorsal view of the front of the carapax and the anterior appendages of a female, from station 878, enlarged four diameters.
- FIG. 3.—*Bythocaris gracilis*. Dorsal view of the front of the carapax and the anterior appendages of the female (7132), from station 2116, enlarged four diameters.
- FIG. 4.—Lateral view of the female (8258), from station 2206, enlarged two diameters.
- FIG. 5.—*Notostomus robustus*. Lateral view of the front of the carapax and the eye of the young specimen (8543), from station 2228, enlarged four diameters.
- FIG. 6.—*Hymenodora gracilis*. Lateral view of a male (7158), from station 2036, enlarged three diameters.

PLATE XIII.

- FIG. 1.—*Pandalus propinquus*. Lateral view of a female, from station 1045, natural size.
- FIG. 2.—*Pandalus Montagu*. Lateral view of a female taken off Massachusetts Bay in 1877, natural size.
- FIG. 3.—*Acantheephyra microphthalma*. Lateral view of a male (8584), from station 2224, natural size.

PLATE XIV.

- FIG. 1.—*Acantheephyra eximea*. Lateral view of the male (5644), from station 2111, natural size.
- FIG. 2.—*Acantheephyra brevirostris*. Lateral view, with most of the appendages omitted, of a male (5673), from station 2105, enlarged two diameters.
- FIG. 3.—*Ephyrina Benedicti*. Lateral view of the female (7156), from station 2083, enlarged two diameters.

PLATE XV.

All the figures on this plate are enlarged eight diameters.

- FIG. 1.—*Acantheephyra Agassizii*. First maxilla of the left side of one of the originally described males, from the Blake collection, station 330.
- FIG. 2.—*Acantheephyra brevirostris*. First maxilla of the right side of a female (5448), from station 2099.
- FIG. 3.—*Hymenodora glacialis*. First maxilla of the right side of a male, from the Farøe Channel.
- FIG. 4.—*Meningodora mollis*. First maxilla of the right side of the female originally described, from the Blake collection.
- FIG. 5.—Distal portion of the right mandible of the same specimen, seen from above.
- FIG. 6.—*Acantheephyra Agassizii*. Distal portion of the left mandible, from the same specimen as Fig. 1, seen from beneath.
- FIG. 6a.—The same mandible seen from above.
- FIG. 7.—Second maxilla of the left side, from the same specimen as Figs. 1 and 6.
- FIG. 8.—*Acantheephyra brevirostris*. Second maxilla of the right side, from the same specimen as Fig. 2.
- FIG. 9.—*Meningodora mollis*. Second maxilla of the right side, from the same specimen as Fig. 4.
- FIG. 10.—*Hymenodora glacialis*. Second maxilla of the right side, from the same specimen as Fig. 3.

PLATE XVI.

All the figures on this plate are enlarged eight diameters.

- FIG. 1.—*Acantheephyra brevirostris*. Maxilliped of the right side, from the same specimen as Figs. 2 and 8, Plate XV.
- FIG. 2.—*Acantheephyra Agassizii*. Maxilliped of the left side, from the same specimen as Figs. 1, 6, 6a, and 7, Plate XV.
- FIG. 3.—*Meningodora mollis*. Maxilliped of the right side, from the same specimen as Figs. 4, 5, and 9, Plate XV.
- FIG. 4.—*Ephyrina Benedicti*. Maxilliped of the right side, from the specimen figured on Plate XIV.
- FIG. 5.—*Hymenodora glacialis*. Maxilliped of the right side, from the same specimen as Figs. 3 and 10, Plate XV.
- FIG. 6.—*Acantheephyra brevirostris*. First gnathopod of the right side, from the same specimen as Figs. 2 and 8, Plate XV, and Fig. 1, this plate.
- FIG. 7.—*Hymenopeneus debilis*. Appendage (petasma) of the protopod of the first pleopod of the right side of a male (8336), from station 2187, seen from in front.
- FIG. 8.—*Hymenopeneus microps*. Appendage of the protopod of the first pleopod of the right side of a male (8604), from station 2224, seen from in front.

PLATE XVII.

- FIG. 1.—*Nematocarcinus cursor*. Lateral view of a female (8149), from station 2202, natural size.
- FIG. 1a.—Dorsal view of the carapax and anterior appendages of the same specimen.
- FIG. 2.—*Nematocarcinus ensiferus*. Lateral view of a female, from station 2035, natural size. This is a corrected copy of Fig. 1, Plate VII, of the Report on the Decapod Crustacea of the Albatross dredgings in 1883.

PLATE XVIII.


- FIG. 1.—*Benthonectes filipes*. Lateral view of a male (7163), from station 2235, natural size.
- FIG. 1a.—Dorsal view of the carapax and anterior appendages of the same specimen.
- FIG. 2.—*Benthæcetes Bartleitti*. Lateral view of a female (8263), from station 2215, natural size.
- FIG. 2a.—Dorsal view of the carapax and anterior appendages of the same specimen.
- FIG. 2b.—Dorsal view of the posterior somites of the pleon of the same specimen.

PLATE XIX.

- FIG. 1.—*Benthonectes filipes*. Maxilliped of the right side of a male, from station 2181, enlarged eight diameters.
- FIG. 1a.—First gnathopod of the right side of the same specimen, enlarged eight diameters.
- FIG. 1b.—Terminal portion of the endopod of the second gnathopod of the same specimen, enlarged eight diameters.
- FIG. 2.—*Aristeus? tridens*. Maxilliped of the right side of a female, from station 2043, natural size.
- FIG. 2a.—Tip of endopod of the same appendage to show the minute terminal segment, enlarged four diameters.
- FIG. 3.—*Hepomadus tener*. Lateral view of female (8585), from station 2226, natural size.
- FIG. 3a.—Maxilliped of the right side of the same specimen, enlarged four diameters.

PLATE XX.

- FIG. 1.—*Sergestes arcticus*. Lateral view of a male, from station 937, enlarged two diameters.
- FIG. 2.—Dorsal view of the carapax and anterior appendages of a female, from station 937, enlarged three diameters.
- FIG. 3.—*Sergestes mollis*. Dorsal view of front of carapax and anterior appendages of a male (8539), from station 2229, enlarged three diameters.
- FIG. 3a.—Lateral view of the same part of the same specimen, enlarged three diameters.
- FIG. 4.—Tip of the left antennal scale of a male (7106), from station 2051, enlarged eight diameters.
- FIG. 5.—Lateral view of the left side of the peræon, with the carapax removed to show the branchiæ, &c., of a female (7106), from station 2151, enlarged three diameters: *h, i*, bases of the gnathopods; *k, l, m, n, o*, bases of the peræopods; *ep*, epipod; and *po*, podobranchia, of the first gnathopod; *pl*, anterior pleurobranchiæ of the ninth to thirteenth somites; *pl'*, posterior pleurobranchiæ, represented by simple lamellæ on the eighth to twelfth somites, and by a small compound branchia on the thirteenth.
- FIG. 6.—*Sergestes robustus*. Lateral view of the left side of the peræon, with the carapax removed to show the branchiæ, &c., of a male (5516), from station 2003, enlarged three diameters: *f*, scaphognath of second maxilla; *g*, base of maxilliped; *h, i, k, l, m, n, o, ep, po, pl, pl'*, as in Fig. 5, except that the posterior pleurobranchia on the twelfth somite is a large compound branchia in place of a simple lamella.



INDEX.

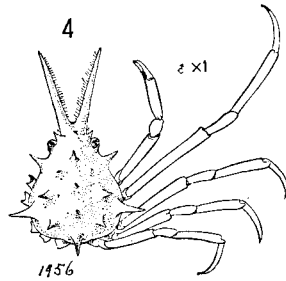
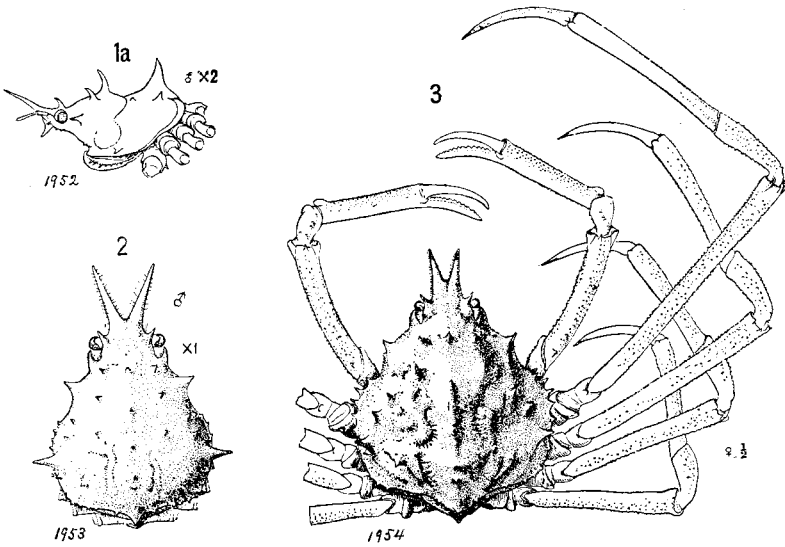
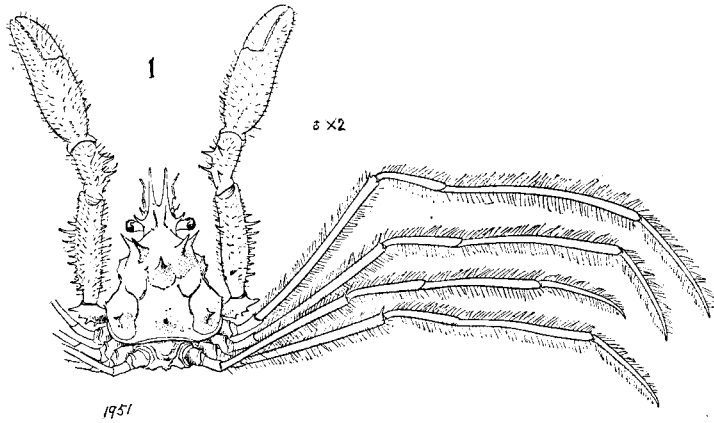
[NOTE.—The references are to page-figures in brackets.]

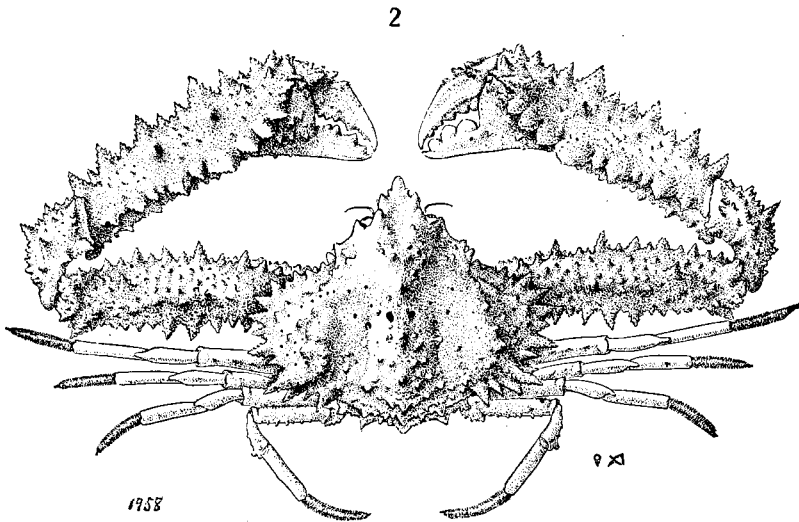
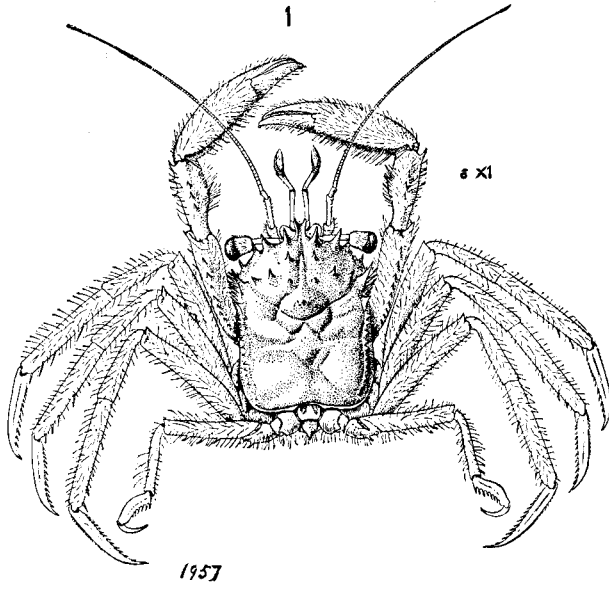
	Page		Page
<i>Acanthephyra</i>	4, 7, 9, 63, 69, 75, 78	<i>Calocaris</i>	12
<i>Agassizii</i>	4, 6, 7, 9, 13, 15, 63, 64, 65, 67, 68, 70, 71, 75, 96	<i>Cancer aculeatus</i>	26
<i>brevirostris</i>	4, 7, 8, 13, 15, 66, 96	<i>amœnus</i>	26
<i>debilis</i>	68	<i>borealis</i>	25
<i>eximea</i>	6, 7, 9, 63, 65, 67, 69	<i>irroratus</i>	26
<i>gracilis</i>	5, 7, 9, 13, 15, 68, 70	<i>Cancroidea</i>	2, 14, 25
<i>microphthalma</i>	4, 7, 8, 12, 64, 67, 70, 96	<i>Caridea</i>	12, 13
<i>Achelous anceps</i>	14, 30	<i>Catapagurus gracilis</i>	14, 38
<i>Gibbesii</i>	30	<i>Sharreri</i>	14, 38
<i>spincarpus</i>	31	<i>Ceraphilus</i>	48
<i>spinimanus</i>	30	<i>Agassizii</i>	48
<i>Albunea Gibbesii</i>	34	<i>boreas</i>	48
<i>Alpheidæ</i>	4, 15, 54	<i>ferox</i>	48
<i>Alpheus minus</i>	54	<i>Collodes</i>	19
<i>Amalopenæus elegans</i>	5, 9, 87	<i>depressus</i>	14, 17
<i>Amathia</i>	21, 22	<i>robustus</i>	14, 17
<i>Agassizii</i>	20	<i>Coryrhynchus Riisei</i>	16
<i>modesta</i>	22	<i>Crangon vulgaris</i>	15, 47
<i>Tanneri</i>	22	<i>Crangonidæ</i>	3, 13, 15, 47
<i>Anamathia</i>	21, 22	<i>Cymonomus</i>	11
<i>Agassizii</i>	20, 21, 22, 93	<i>Dorippoidea</i>	2, 31
<i>Carpenteri</i>	22	<i>Dorynchus Thomsoni</i>	13
<i>crassa</i>	22	<i>Elasmonotus inermis</i>	13
<i>hystrix</i>	22	<i>Ephyrina</i>	7, 69, 75, 76
<i>Rissoana</i>	21, 22	<i>Benedicti</i>	6, 9, 70, 96
<i>Tanneri</i>	22, 93	<i>Epizoanthus abyssorum</i>	9, 39
<i>Anomura</i>	14, 15, 33	<i>paguriphilus</i>	9, 39
<i>Anoplontotus politus</i>	15	<i>Eryontidæ</i>	3, 15, 46
<i>Aristeus? tridens</i>	5, 9, 85, 86, 97	<i>Ethusina abyssicola</i>	2, 8, 10, 11, 31
<i>Bathynectes brevispina</i>	29	<i>Emunida picta</i>	46
<i>longispina</i>	29	<i>Eupagurus bernhardus</i>	14, 35
<i>Benthescycymus</i>	87, 90	<i>Krøyeri</i>	14, 37
<i>Bartletti</i>	87, 88	<i>longicarpus</i>	38
<i>carinatus</i>	6, 9, 89, 91	<i>politus</i>	14, 35
<i>moratus</i>	6, 9, 90	<i>pollicaris</i>	38
<i>Benthæcetes</i>	87	<i>pubescens</i>	14, 37
<i>Bartletti</i>	6, 9, 87, 88, 89, 90, 91, 92, 97	<i>Euprognatha rastellifera</i>	14, 17, 19
<i>Benthonectes</i>	12, 87	<i>Galacantha Bairdii</i>	40, 45
<i>filipes</i>	6, 9, 88, 91, 92, 97	<i>rostrata</i>	40, 45
<i>Brachyura</i>	2, 14, 16	<i>Galathea</i>	39
<i>Bythocaris</i>	13, 58	<i>Galatheoidea</i>	3, 39
<i>gracilis</i>	4, 8, 10, 15, 54, 56, 95	<i>Geryon quinquedens</i>	2, 8, 10, 11, 14, 27
<i>leucopis</i>	13	<i>Glyphocrangon</i>	10, 12, 13
<i>nana</i>	15, 55, 56, 95	<i>Agassizii</i>	94, 95
<i>Payeri</i>	55, 56, 95	<i>longirostris</i>	4, 8, 15, 51, 92, 92
<i>Calappa marmorata</i>	31	<i>sculptus</i>	4, 8, 15, 51, 52, 53, 94, 95
<i>Callinectes hastatus</i>	14	<i>Glyphocrangonidæ</i>	4, 15, 51
<i>ornatus</i>	29	<i>Halimus</i>	22
		<i>Hepatus decorus</i>	32
		<i>Hepomadus tener</i>	5, 9, 85, 97

REPORT OF COMMISSIONER OF FISH AND FISHERIES. [100]

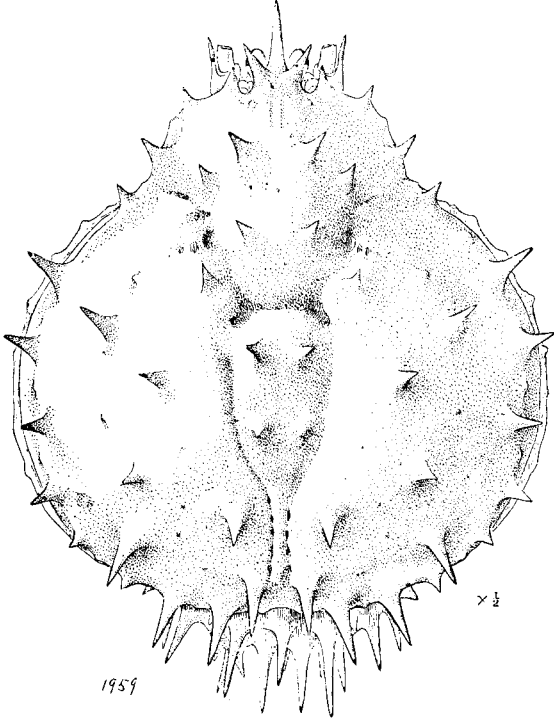
	Page.		Page
Heterocarpus oryx	4, 8, 10	Neptunus Gibbesii	30
Hippolyte	55	Sayi	14
Gaimardii	15	spincarpus	31
Liljeborgii	54	Nibilia erinacea	23
polaris	15	Notostomus	7, 75, 76
spinus	15	corallinus	73
Homarus Americanus	14, 15	elegans	72
Homola barbata	14, 33, 94	gibbosus	72
Homoloidea	33	robustus	5, 8, 10, 72, 73, 95
Hyas araneus	14	vescus	5, 8, 72
coarctatus	14, 22	Ocyropoidea	14
Hyastenus	21	Osachila tuberosa	32
Hymenodora	7, 12, 76	Oxyrhyncha	21
glacialis	5, 8, 66, 74, 76, 96	Paguroidea	3, 14, 35
gracilis	5, 8, 15, 74, 75, 76, 95	Palæmon forceps	15
Hymenopenæus	82	Palæmonetes vulgaris	14, 15
debilis	83, 96	Palæmonidæ	4
microps	5, 9, 83, 84, 96	Pandalus	4
robustus	83	borealis	4, 15
Lambrus agonus	24	leptocerus	4, 15, 59
crenulatus	25	Montagui	4, 58, 96
laciniatus	25	propinquus	4, 15, 58, 96
Pourtalesii	24	Parapagurus pilosimanus	3, 8, 9, 10, 11, 14, 39
serratus	25	Parapasiphaë	8
Verrillii	24, 94	compta	5, 8, 79
Latreilla elegans	14, 33	cristata	5, 8, 12
Latreilloidea	14, 33	sulcatifrons	5, 8, 12, 13, 15, 79
Latreutes ensiferus	15	Parapenæus	81, 83
Leander tennicornis	15	constrictus	81, 82
Leptopodia calcarata	16	Goodei	82
sagittaria	14, 16	longirostris	81, 82
Libinia canaliculata	23	megalops	81
emarginata	23	politus	81
Lispognathus furcatus	18	Pasiphaë glacialis	44
furcillatus	18	princeps	5, 8, 9, 13, 15, 78
Thomsoni	14, 18, 93	tarda	15, 78
Lithodes Agassizii	3, 8, 10, 11, 14, 34, 94	Pasiphaidæ	15, 78
Lithodoidea	3, 34	Penæidæ	4, 5, 8, 13
Lupa anceps	30	Penæus	80, 81, 83
Gibbesii	30	Brasiliensis	80
Macrura	3, 15, 46	canaliculatus	80
Maiidæ	21, 22	carimonte	80
Maiinæ	21	constrictus	82
Maiioidea	14, 16	semisulcatus	80
Meningodora	7, 74, 75, 76	setiferous	80
mollis	5, 8, 67, 75, 76, 96	stylirostris	80
Metoporphis calcaratus	14, 16	Pentacheles	10, 12
forficulatus	16	debilis	3, 8, 47, 94
Miersia gracilis	68	nanus	3, 8, 15, 47, 94
Miersiidæ	4, 7, 13, 15, 63	sculptus	3, 8, 15, 46
Munida	40	Pericera	23
Caribæa	15, 39	spinosissima	23
Munidopsis	10, 12, 13, 40	Periceridæ	21
Bairdii	3, 8, 15, 40, 41, 43, 45, 94	Persephone punctata	33
crassa	3, 8, 15, 40, 41, 43, 44, 45, 94	Pilumnus aculeatus	26
curvirostra	3, 8, 15, 40, 41	Pinnixa chætopterana	14
rostrata	3, 8, 15, 40, 43, 45, 94	Platylambrus	25
similis	3, 8, 15, 40, 43, 94	serratus	25
Nautilograpsus minutus	14	Platyonychus ocellatus	27
Nectocrangon lar	15	Podochela Riisei	14, 16
Nematocarinidæ	4, 15, 60	Podonema Riisei	16
Nematocarcinus cursor	6, 8, 10, 11, 15, 61, 97	Pontophilus abyssii	3, 8, 10, 11, 12, 13, 15, 49, 95
ensiferus	4, 8, 10, 11, 15, 60, 61, 62, 97	brevirostris	15, 49
Neptunus anceps	30	gracilis	3, 11, 49, 50, 95
		Norvegicus	15, 48, 95

	Page.		Page.
Porcellana Sayana	34	Scyramathia	21, 22
sociata	34	Carpenteri	21, 22
Portunus spinimanus	30	Sergestes	8
Pterolisthes sexspinosus	34	arcticus	6, 9, 92, 97
Rhachocaris longirostris	51	mollis	6, 8, 9, 93, 97
Sabinea princeps	6, 8, 10, 13, 15, 50, 95	robustus	6, 9, 93, 97
Sarsii	15, 51, 95	Sergestidae	6, 92
septemcarinata	15	Sicyonia brevirostris	80
Schizopoda	13	cristata	80
Scleroarangon	48	dorealis	80
Agassizii	6, 8, 10, 15, 48	Sympagurus pictus	9, 11, 39
boreas	15	Urticina consors	9
Scyra	21	Virbius zostericola	15
acutifrons	22	Xantho	26
umbonata	21, 22		

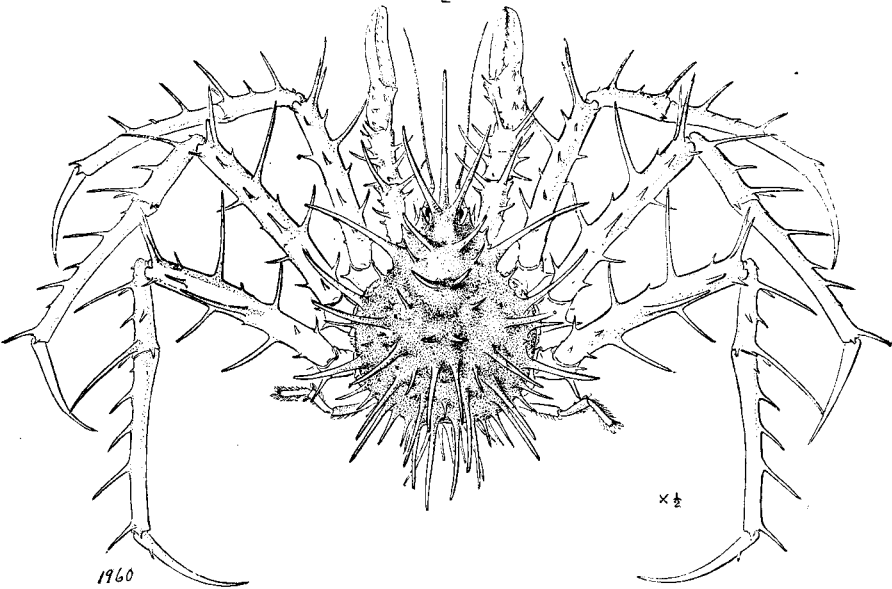


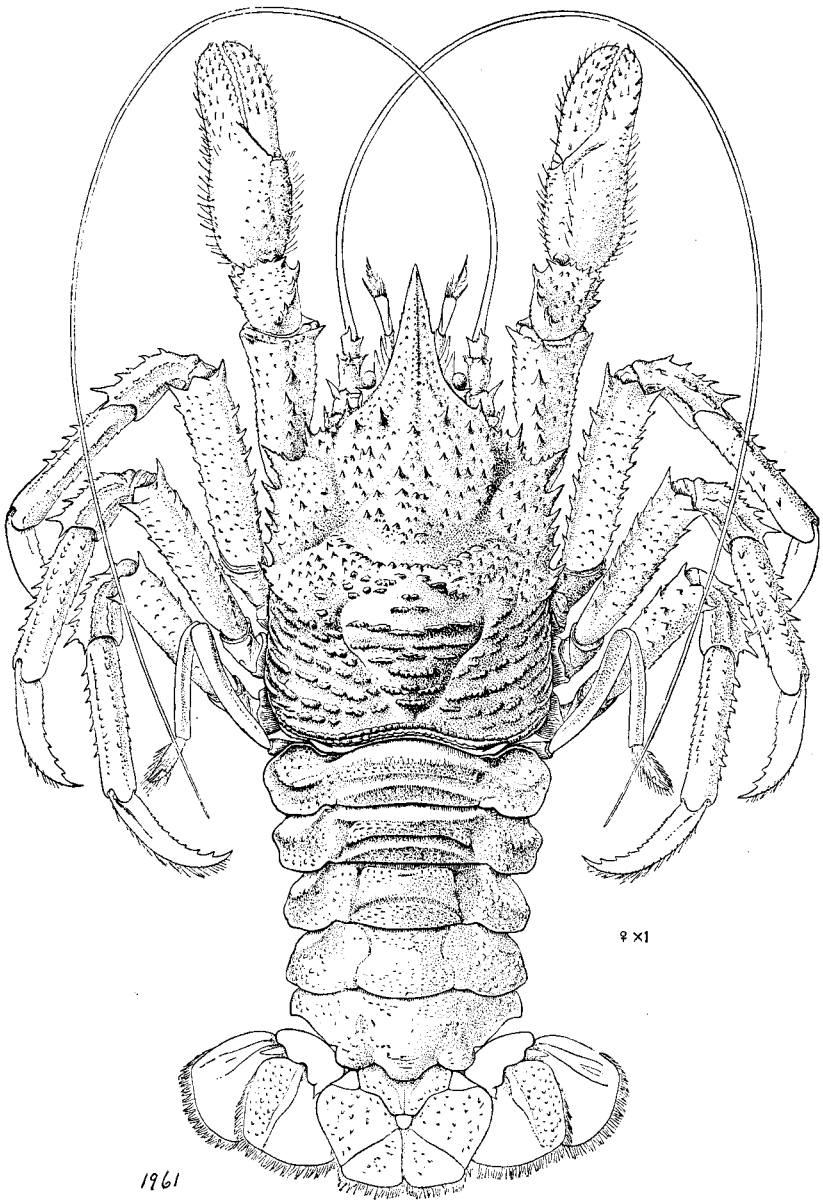


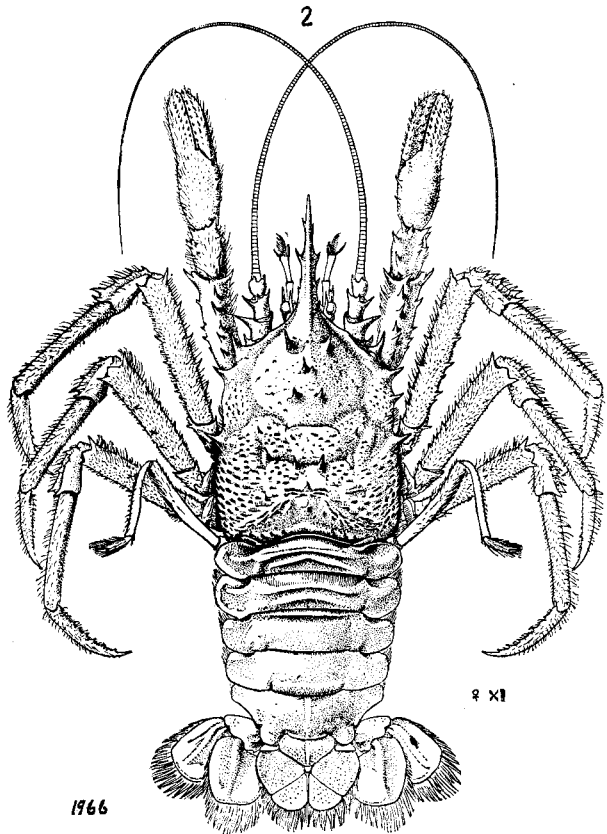
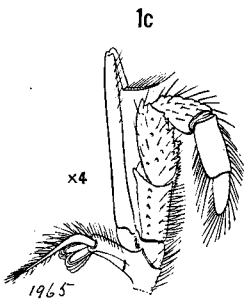
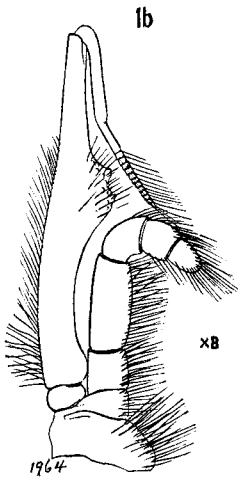
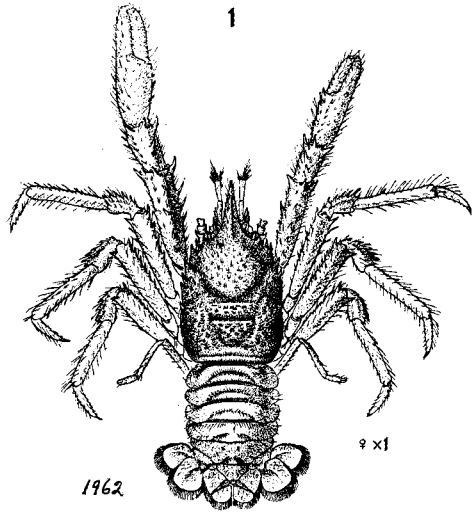
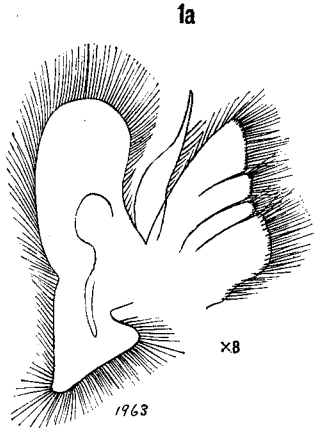
1



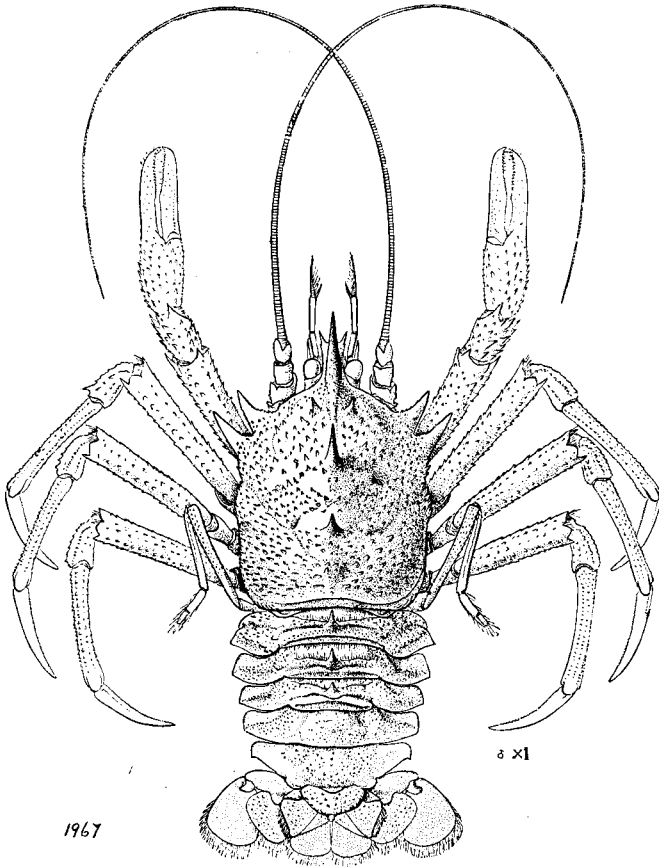
2



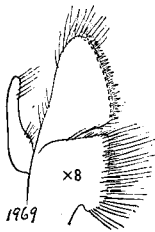




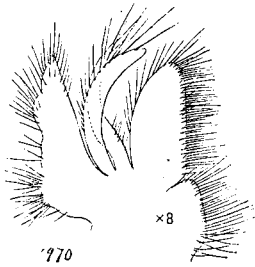
1



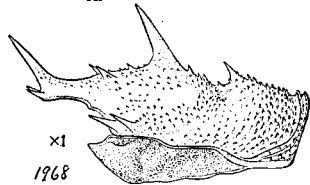
2

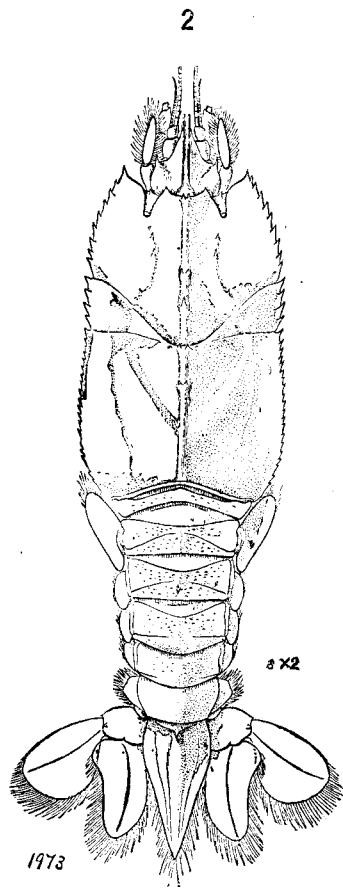
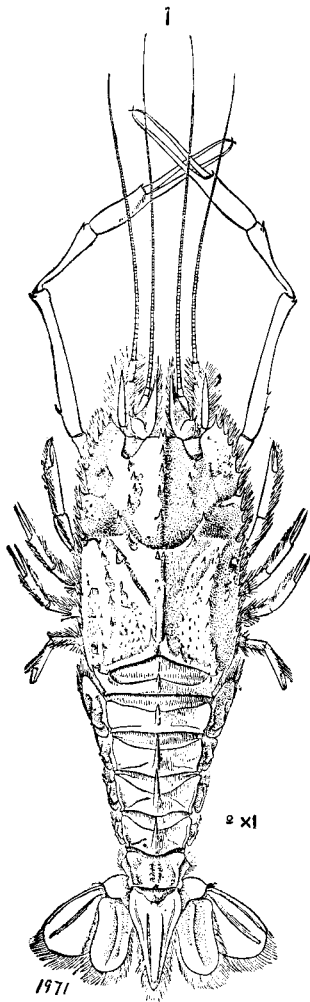
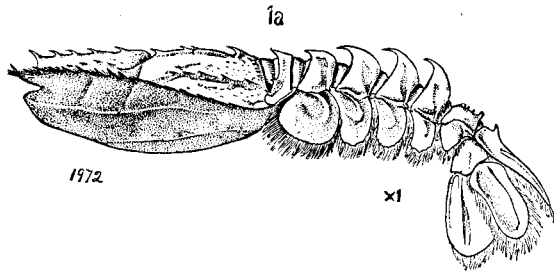


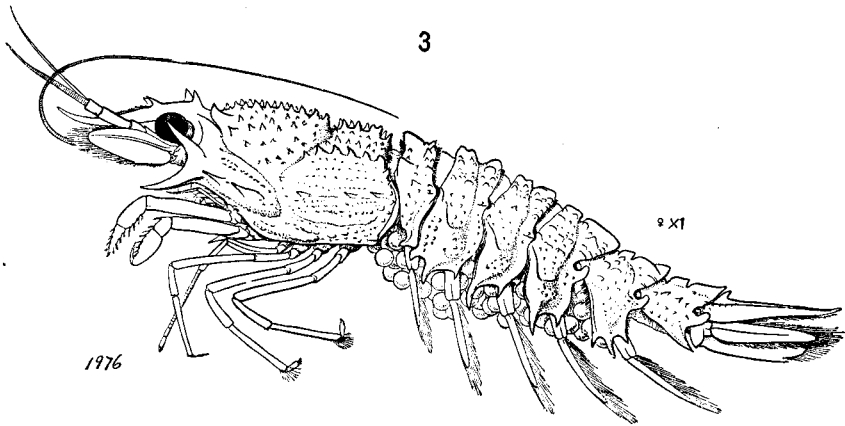
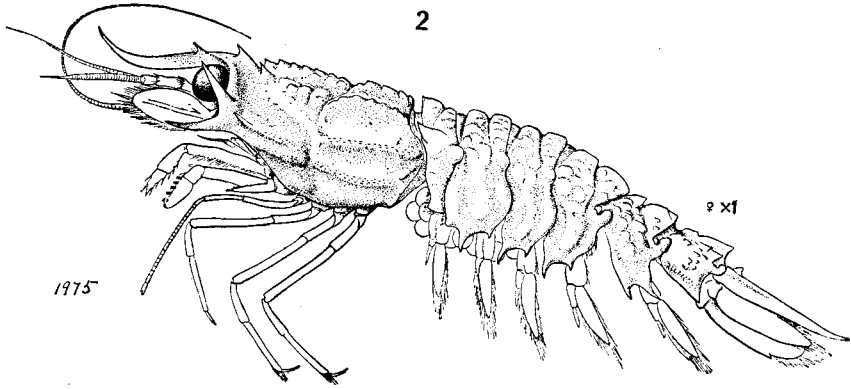
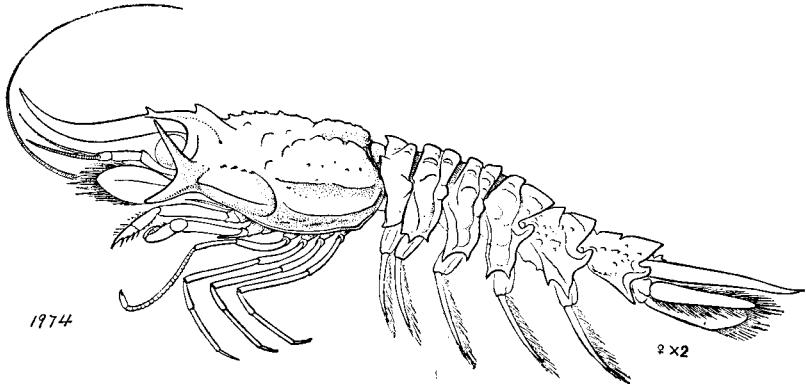
2a

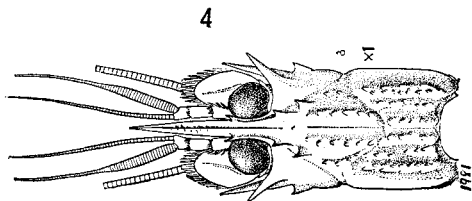
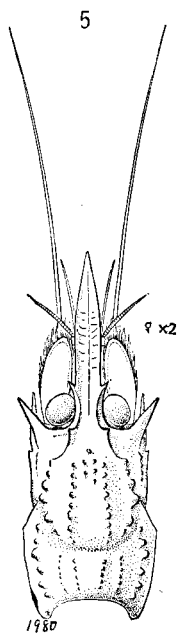
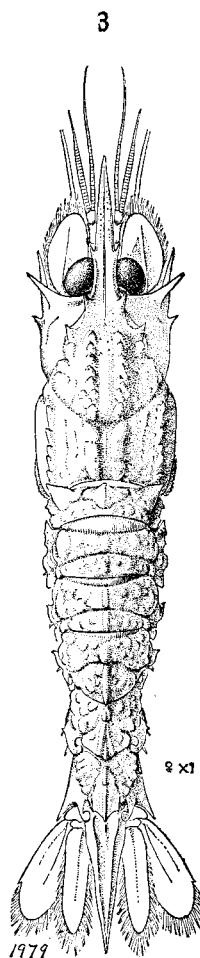
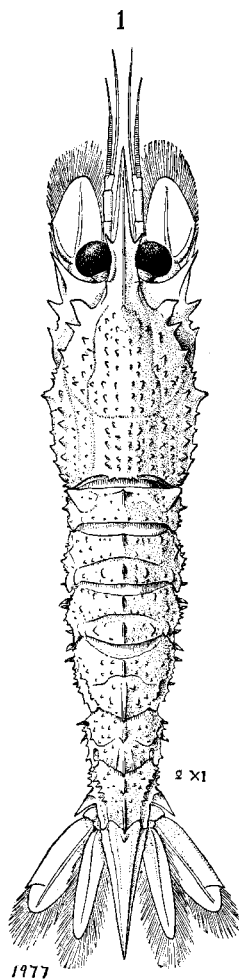
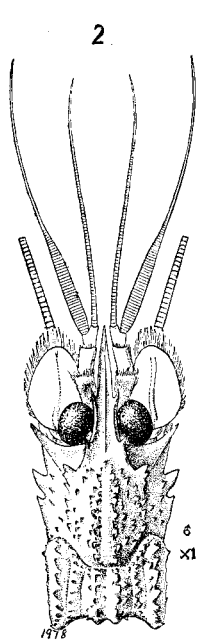


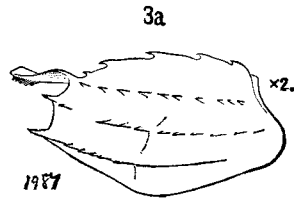
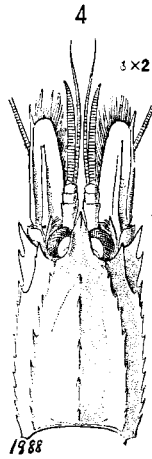
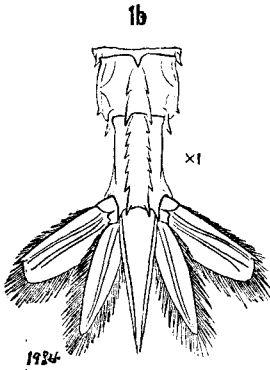
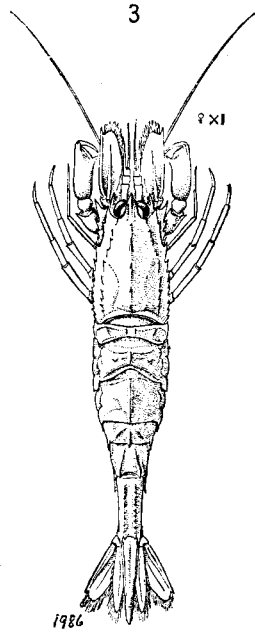
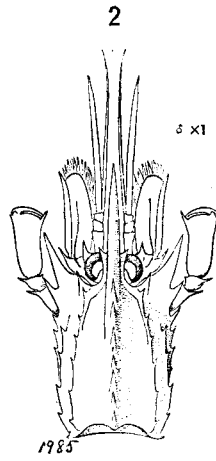
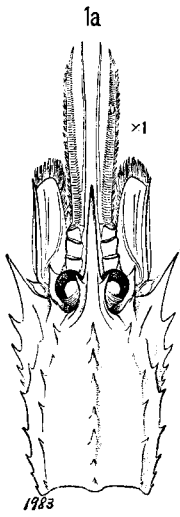
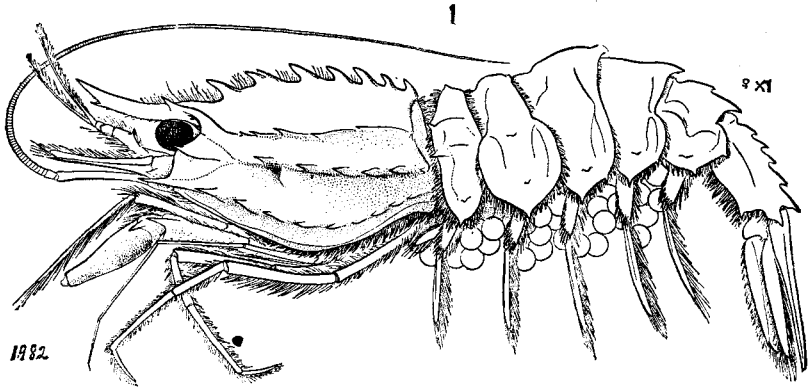
1a

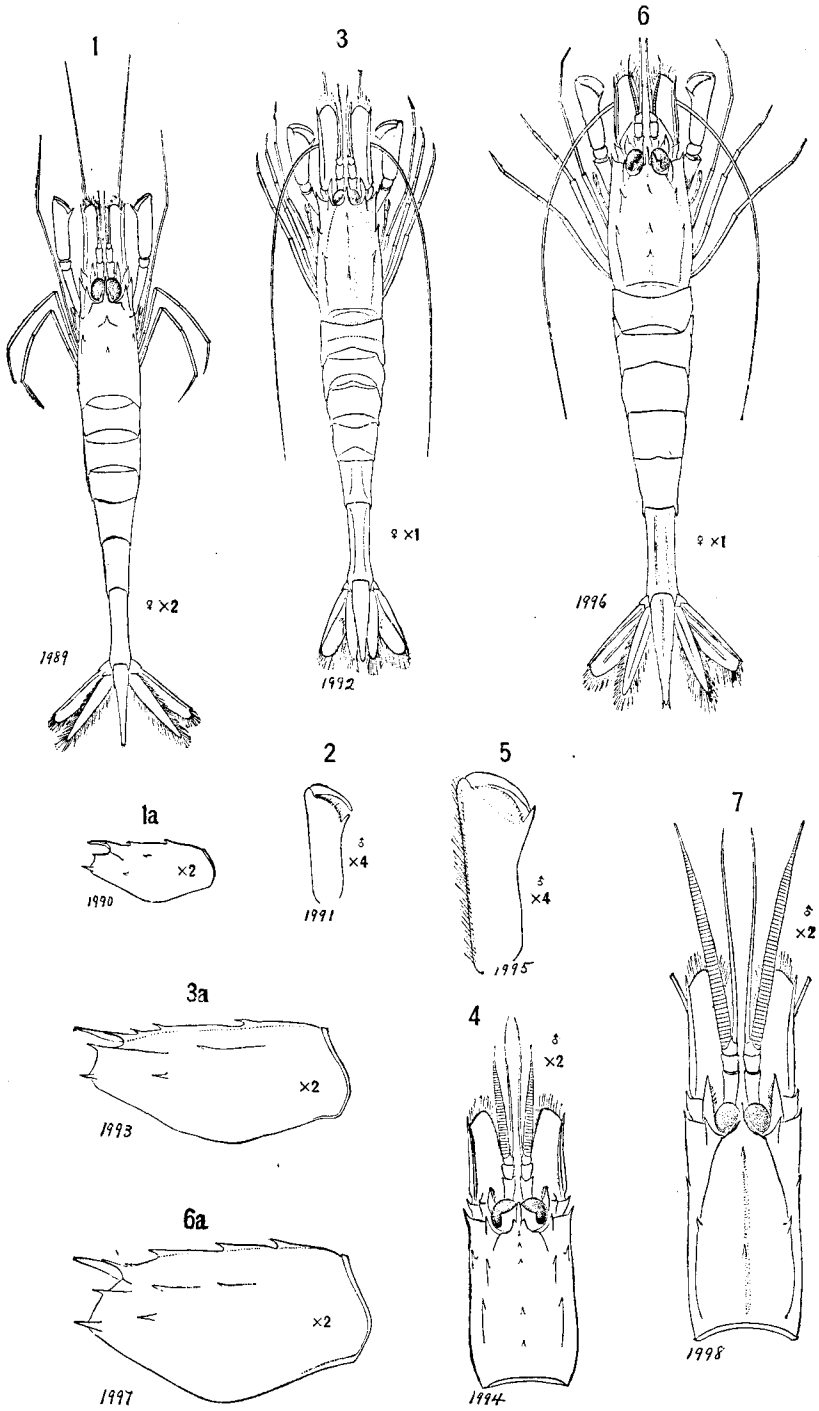


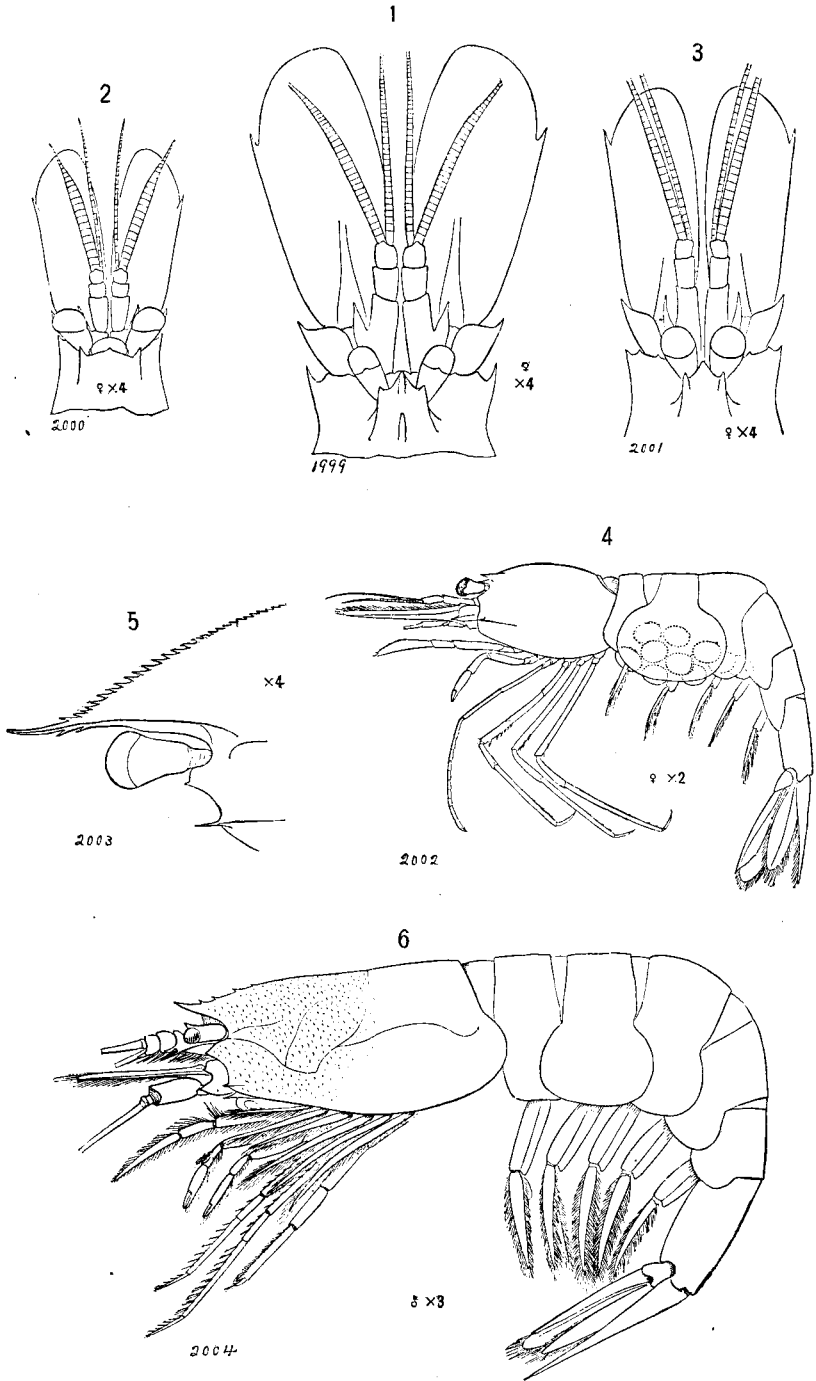


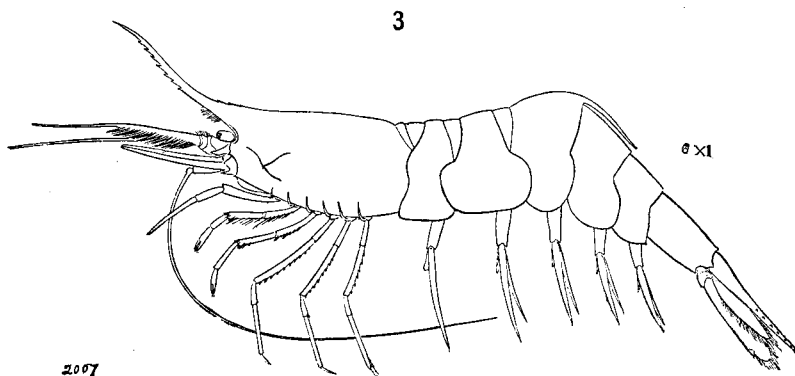
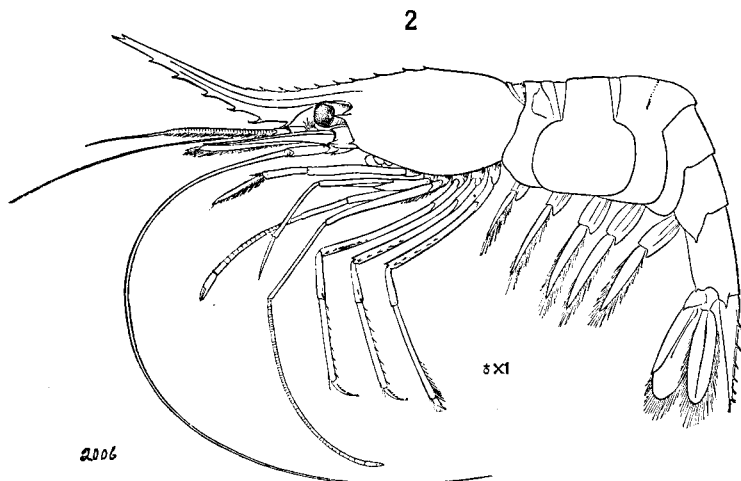
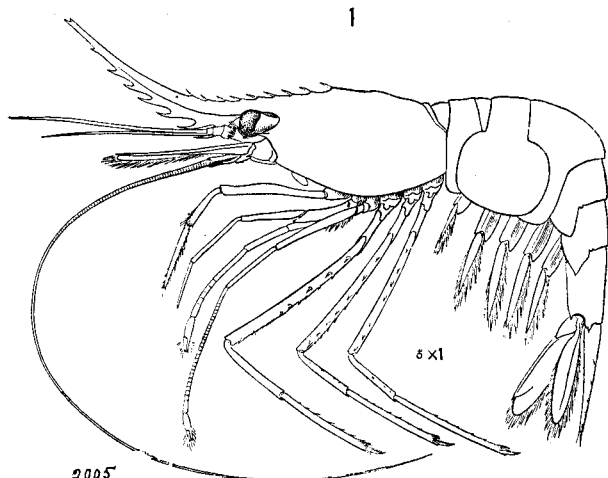


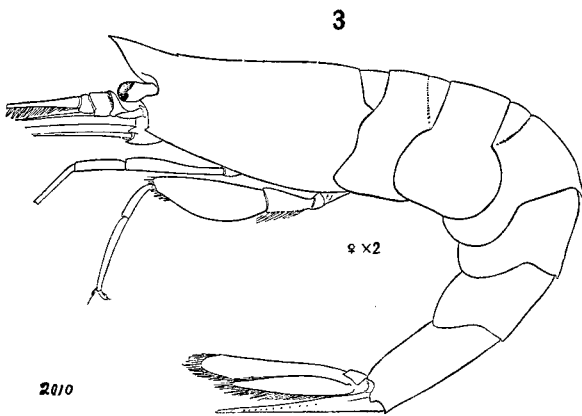
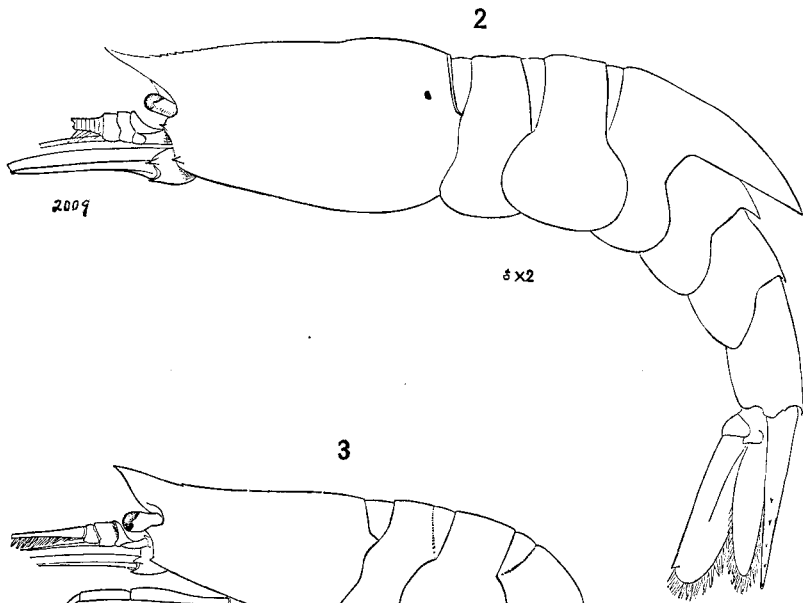
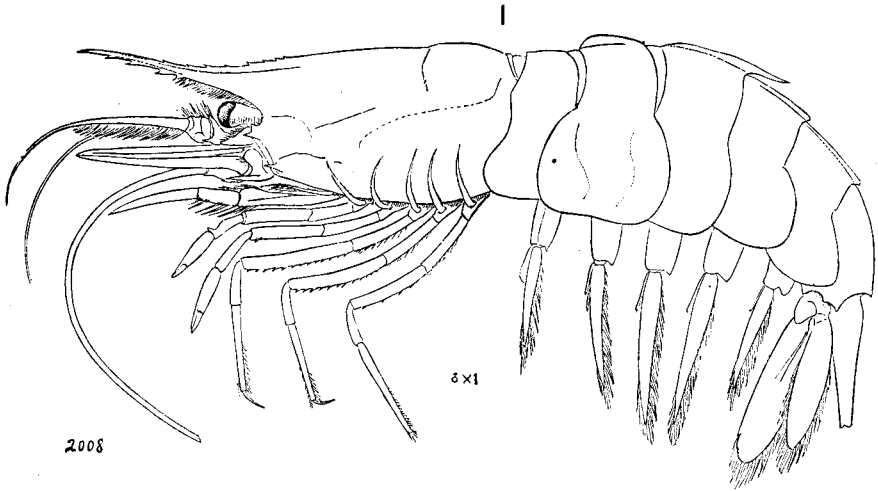


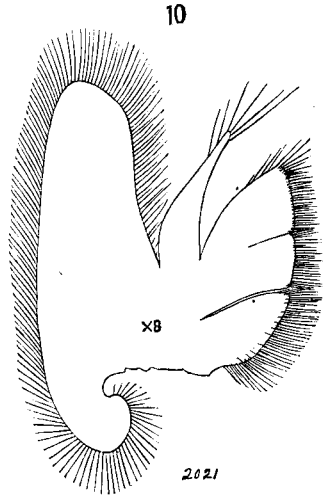
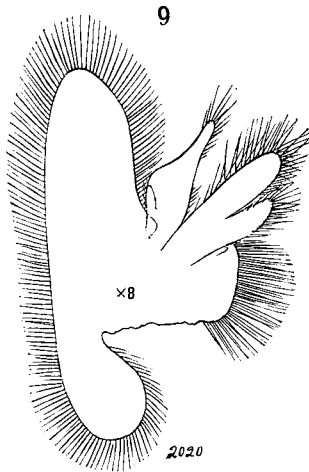
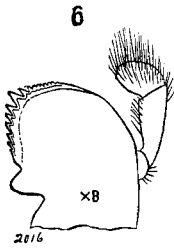
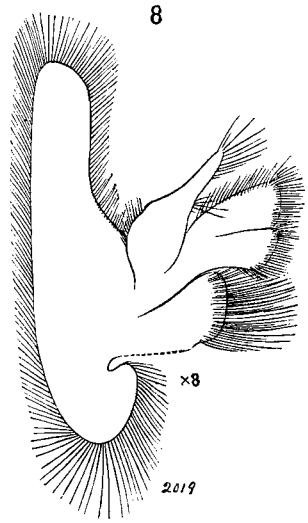
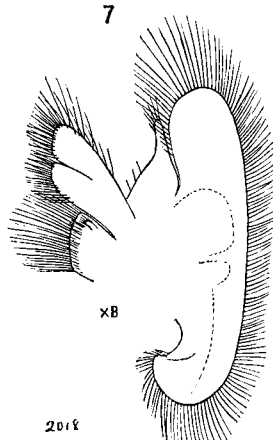
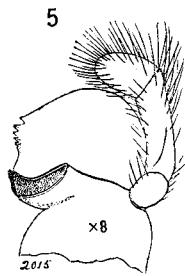
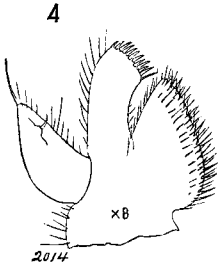
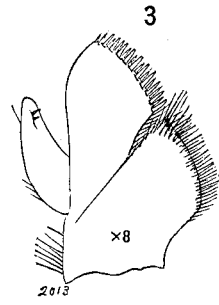
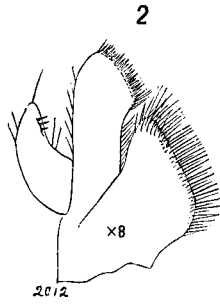
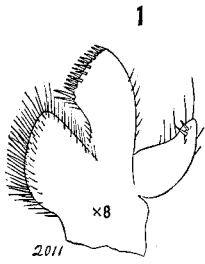


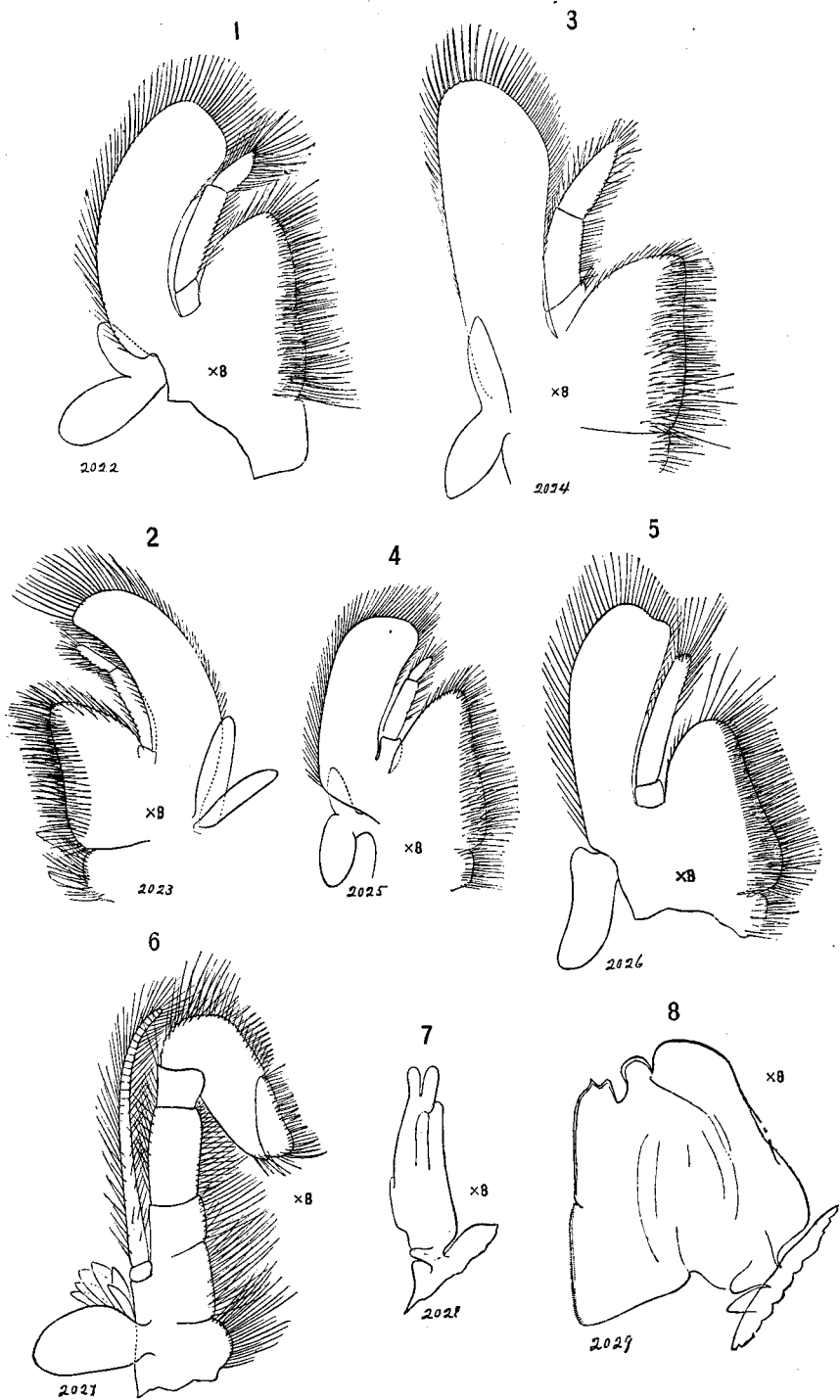




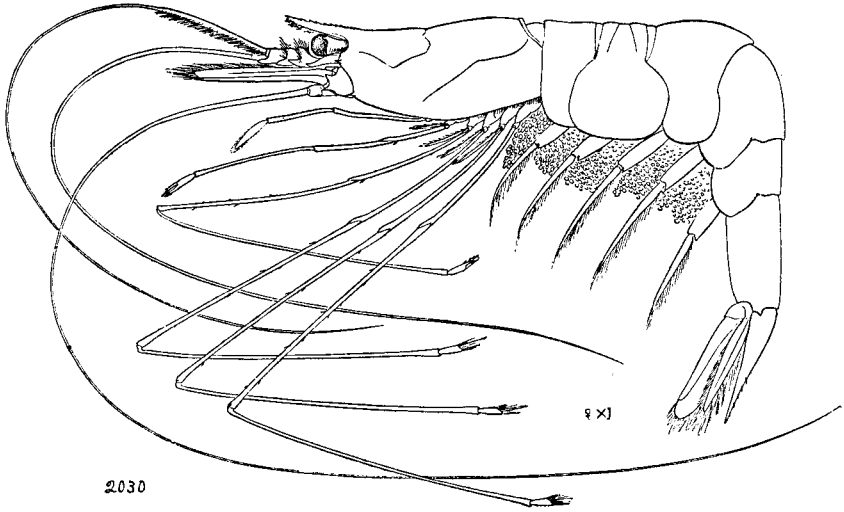






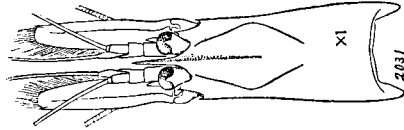


1

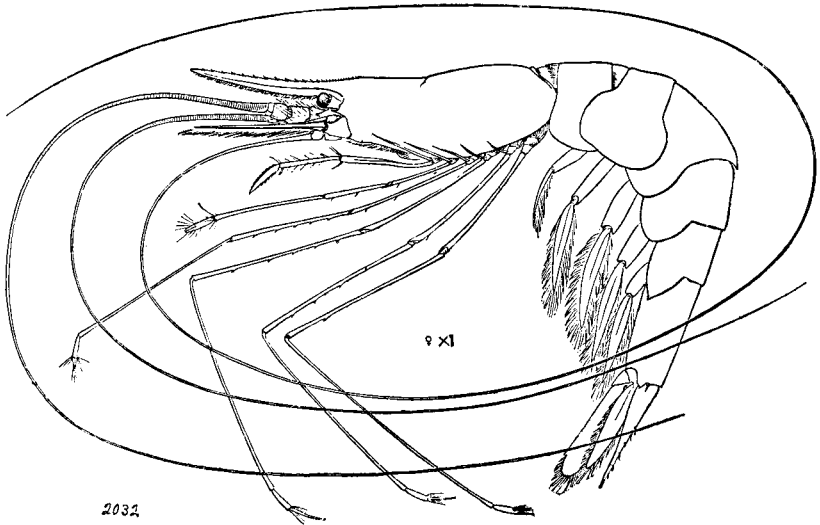


2030

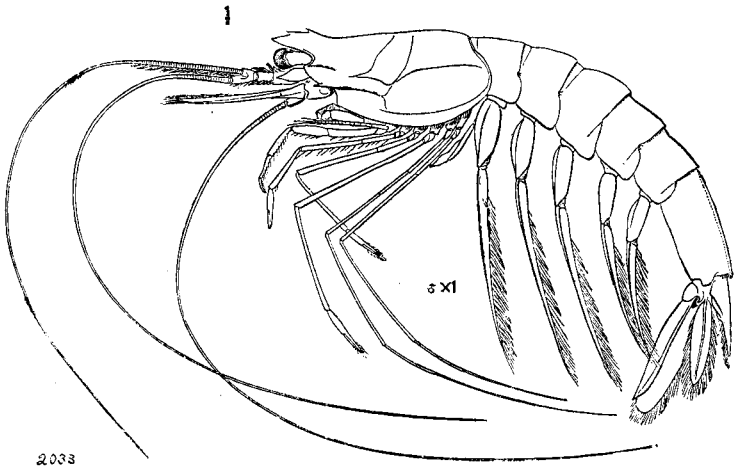
1a



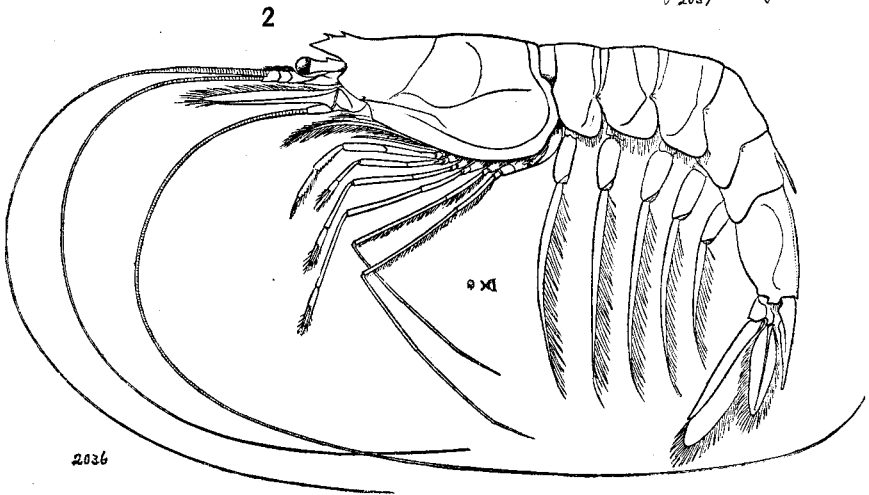
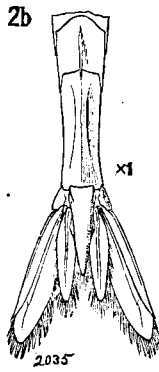
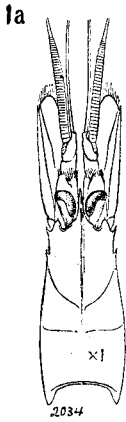
2

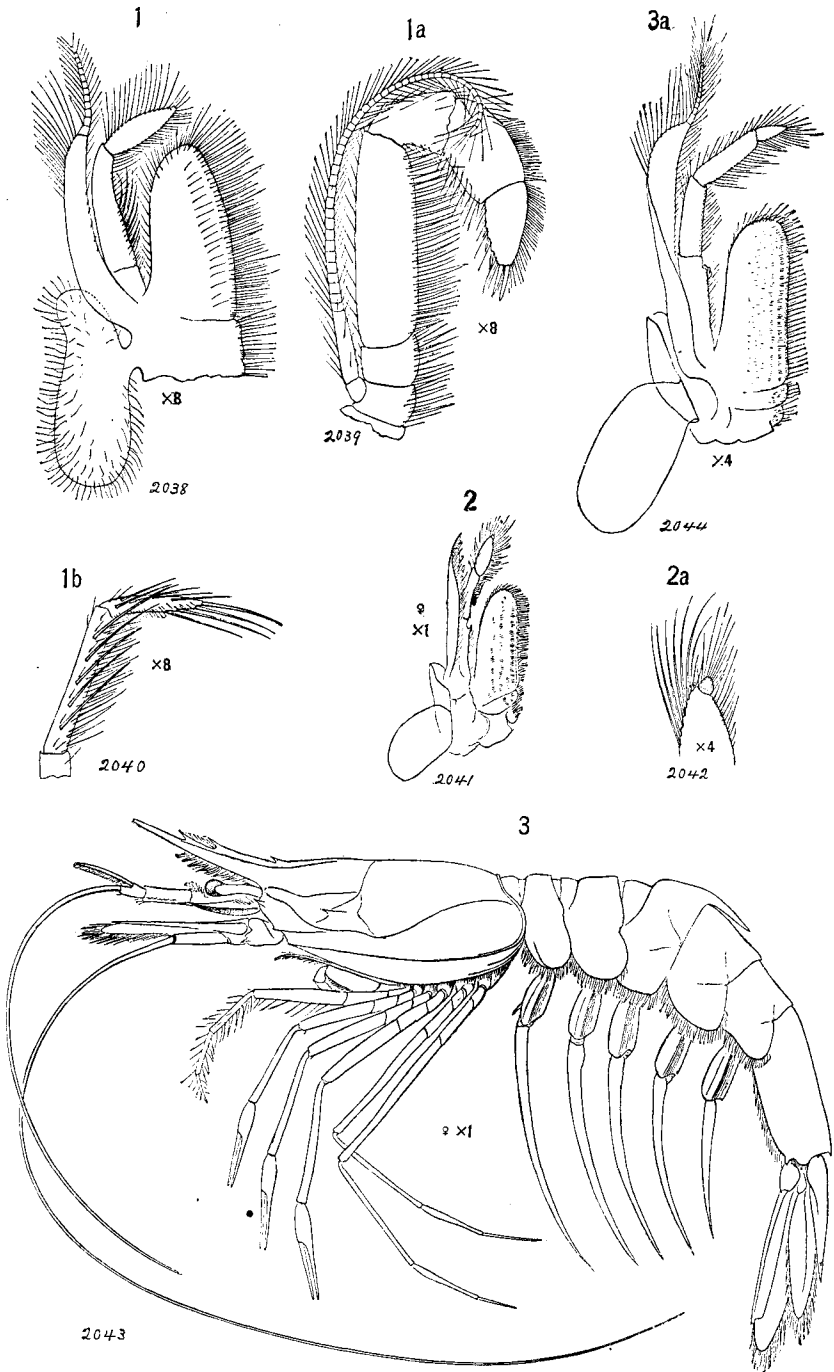


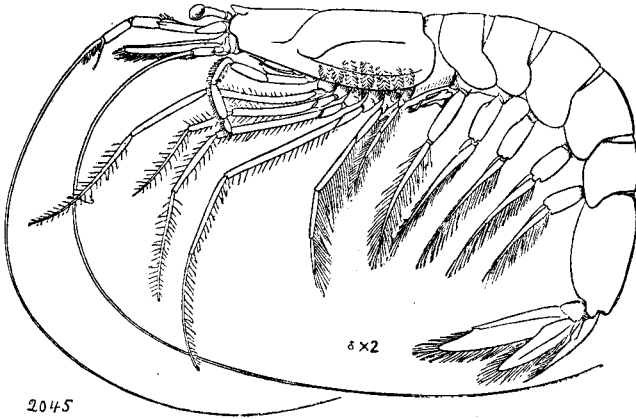
2032



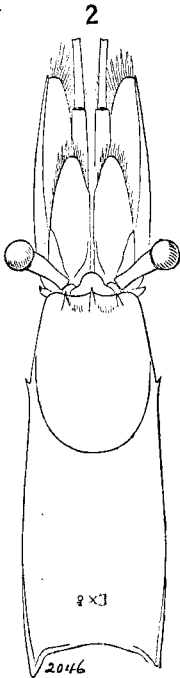
2033



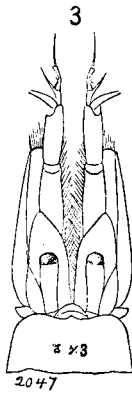




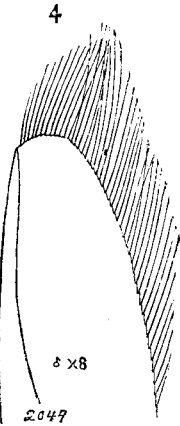
2045



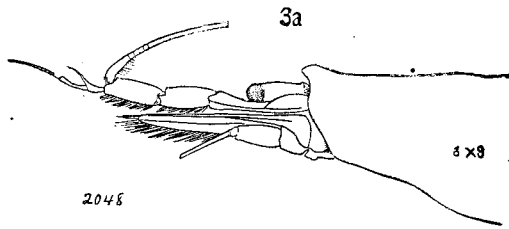
2046



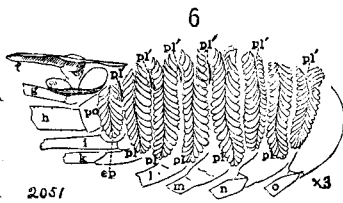
2047



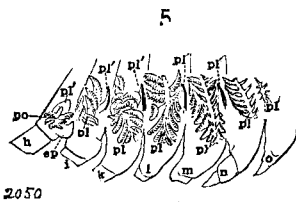
2047



2048



2051



2050