

PHYLIS F. CLARKE (1-2), del.
C. R. SHOEMAKER (3-4), photo.


EXPLANATION OF PLATE XIX.

Carcinoplax victoriensis, sp. nov. Male holotype. Carapace 34 mm. wide.

Fig. 1.—Dorsal view.

Fig. 2.—Left chela.

Fig. 3.—Ventral view.



PHYLLIS F. CLARKE (1-2), del.
C. R. SHOEMAKER (3), photo.


EXPLANATION OF PLATE XX.

Xantho bowenensis, sp. nov. Male holotype. Carapace
46.3 mm. wide.

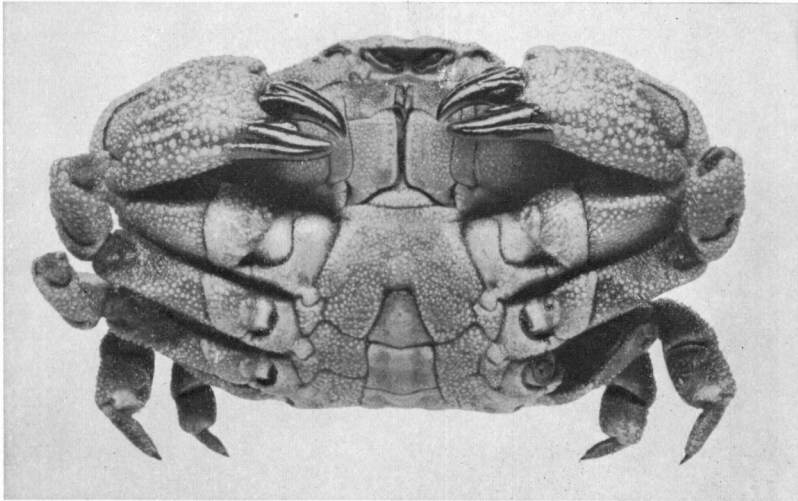
Fig. 1.—Dorsal view.

Fig. 2.—Ventral view.

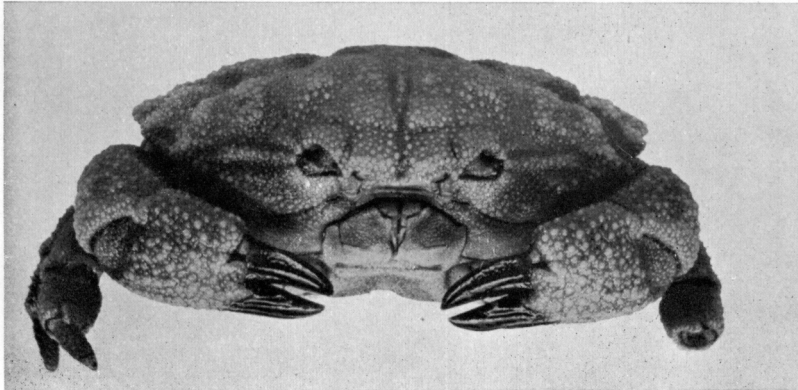
Fig. 3.—Frontal view.



1



2



3

C. R. SHOEMAKER, photo.

EXPLANATION OF PLATE XXI.

Actæa inskipensis, sp. nov. Male holotype. Carapace
7.7 mm. wide.

Fig. 1.—Dorsal view.

Fig. 2.—Left chela.

Fig. 3.—Ventral view.

Actæa peronii (Milne Edwards). Male (E.6086). Cara-
pace 21 mm. wide.

Fig. 4.—Dorsal view.

Fig. 5.—Ventral view.