

J. MARTIN
19865
296
No. XX.]

JUNE.

Miers, 1874
[PRICE 10s.]

THE
ZOOLOGY
OF THE
VOYAGE OF H.M.S. EREBUS & TERROR,
UNDER THE COMMAND OF CAPTAIN SIR JAMES CLARK ROSS, R.N., F.R.S.,
DURING THE YEARS
1839 TO 1843.

BY AUTHORITY OF THE LORDS COMMISSIONERS OF THE ADMIRALTY.

EDITED BY

JOHN RICHARDSON, M.D., F.R.S., &c.

AND

JOHN EDWARD GRAY, Esq., Ph.D., F.R.S., &c.

CRUSTACEA.

BY

EDWARD J. MIERS, JUNIOR ASSISTANT, ZOOLOGICAL DEPARTMENT, BRITISH MUSEUM.

LONDON:

E. W. JANSON, 28, MUSEUM STREET, W.C.

M.DCCC.LXXIV.

THE
ZOOLOGY
OF THE
VOYAGE OF H.M.S. EREBUS & TERROR,

UNDER THE COMMAND OF CAPTAIN SIR JAMES CLARK ROSS, R.N., F.R.S.,

DURING THE YEARS

1839 TO 1843.

BY AUTHORITY OF THE LORDS COMMISSIONERS OF THE ADMIRALTY.

EDITED BY

JOHN RICHARDSON, M.D., F.R.S., &c.;

AND

JOHN EDWARD GRAY, Esq., Ph.D., F.R.S., &c.

CRUSTACEA.

BY

EDWARD J. MIERS, JUNIOR ASSISTANT, ZOOLOGICAL DEPARTMENT, BRITISH MUSEUM.

LONDON:

E. W. JANSON, 28, MUSEUM STREET, W.C.

M.DCCC.LXXIV.

CRUSTACEA.

BY EDWARD J. MIERS, JUNIOR ASSISTANT, ZOOLOGICAL DEPARTMENT, BRITISH MUSEUM.

The greater number of the Crustacea here figured have been described by Mr. Adam White. The plates having been printed off many years since, and the stones destroyed, it has not been possible to alter their lettering, and bring it into correspondence with the nomenclature adopted in the text; but whenever I have adopted for any species a different generic or specific name from that used by Mr. White, and printed on the plate, a reference has been made to the latter in the synonyma of the species.

DECAPODA BRACHYURA.

Sub-tribe MAIOIDEA, Dana.

Wilke's U. S. Explor. Exped. XIII., Crust. I., p. 66 (1852).

Genus XENOCARCINUS, White.

App. Juke's Voy. H. M. S. Fly (1847); Proc. Zool. Soc., p. 119 (1847).

(*Huenioides, Milne-Edwards, Ann. Soc. Entom. de France, (ser. 4) V. p. 144 (1865).*)

This genus is referred by Dana to his Family *Periceradæ*, of which the distinctive characters are, the non-retractile eyes, and moderate legs, but it will probably be necessary in future systematic arrangements to unite this Family and the *Eurypodidæ*, Dana, or to modify the characters, for the eyes are often slightly retractile in the *Periceradæ*, and the genus *Oregonia*, placed by Dana in the *Eurypodidæ*, has shorter legs than *Eurypodius*, approaching in this respect the genera of *Periceradæ*.

The genus *Huenioides*, Milne-Edwards, is certainly synonymous with *Xenocarcinus*. It agrees with it in the narrow elongate form of the carapace and rostrum, in the eyes, antennæ, and outer maxillipeds: also in having the beak covered with close short hair, and in the tarsi being finely denticulated below. *X. tuberculatus*, White, may be at once distinguished from *X. (Huenioides) conicus*, Milne-Edwards, *l. c.* p. 144, by its more oblong form, shorter, stouter rostrum, and strongly tuberculated carapace.

XENOCARCINUS TUBERCULATUS. *Tab. 2, fig. 1, a-e.*

Xenocarcinus tuberculatus, A. White, Append. Jukes' Voy. Fly, p. 336 (1847); Proc. Zool. Soc., p. 119 (1847); List Crust. Brit. Mus., p. 123 (1847); A. & M. N. H. (ser. 2) I., p. 221 (1848).

Hab. Cumberland Group.

Type. B.M.

Tab. 2, fig. 1. Animal twice nat. size. *1a* Side view of carapace and rostrum, nat. size. *1b* Under surface, twice nat. size. *1c* Outer mxped. *1d* Outer antenna. *1e* Tarsus, all more enlarged.

In the British Museum there are five specimens (three male and two female) of a species of *Xenocarcinus*, which I believe is undescribed, and propose to call *Xenocarcinus depressus*, in allusion to its flattened carapace.

XENOCARCINUS DEPRESSUS, *sp. n.*

Carapace to base of rostrum, when viewed from above, regularly oval in outline; the uppersurface flattened. There are several small granules behind and between the eyes at the base of the rostrum, and irregular indistinct granulated elevations in the middle line, and on either side of the carapace, occupying nearly the same positions as the conical tubercles of *X. tuberculatus*. Rostrum subcylindrical, densely pubescent, terminating in two spines and deeply excavated between them. Eyes, antennæ and outer maxillipeds as in *X. tuberculatus*. First pair of legs wanting in the females, in the males they are shorter than the

second pair, the palms of the hands oblong, smooth, the fingers short, slender, curved, touching only at the extremities when closed. Second pair of legs longer than any of the succeeding pairs. Tarsi stout, curved, spinulose beneath. Abdomen of male seven-jointed; of female very broad five-jointed, the three basal segments and the terminal segment free or nearly so, the intervening segments coalescing and much enlarged. Length of the largest female 1 inch, of the largest male $\frac{2}{3}$ inch.

Hab. Cape Howe, Australia. Type. B.M.

This species differs from the two mentioned above: in its broader carapace, stouter limbs, and cylindrical rostrum which is excavated at the end. The flattened granulations and tubercles are very different from the high conical tubercles of *X. tuberculatus*, the female abdomen of which is only three-jointed, all the segments coalescing, except a single basal and the terminal one.

Sub-tribe CANCROIDEA, Dana.

U.S. Explor. Exped. XIII., Crust. I., p. 142 (1852).

Genus NECTOCARCINUS, Milne-Edwards.

Archiv. Mus. Hist. Nat. X., p. 404 (1861).

NECTOCARCINUS ANTARCTICUS.

Portunus antarcticus, Homb. & Jacq. Voy. Pole Sud. III., Crust. p. 51, tab. 5, f. 1 (1853); White, List Crust. Brit. Mus., p. 25 (1847); Zool. Erebus and Terror, tab. 1, f. 2 (1874).

Nectocarcinus antarcticus, Milne-Edw. Archiv. Mus. Hist. Nat. X., p. 407 (1861).

Hab. South Seas.

B.M.

NECTOCARCINUS INTEGRIFRONS.

Portunus integrifrons, Latr. Encycl. Méth. X., p. 192; Milne-Edwards, Hist. Nat. Crust. I., p. 445 (1834); White, List Crust. Brit. Mus., p. 26 (1847); Zool. Erebus and Terror, tab. 1, f. 3 (1874). Young.

Nectocarcinus integrifrons, A. Milne-Edw. Ann. Sci. Nat. (ser. 4) XIV., p. 220; Archiv. du Museum X., p. 406, pl. 38 (1861).

Hab. New Zealand; Australia, Port Jackson. B.M.

The young specimens in the Museum vary much in the pubescence of the carapace, which is sometimes covered with hairs, at others, quite destitute of them, but they are all much smaller than the one figured by M. A. Milne-Edwards (*l.c.*) which is represented as quite glabrous.

NECTOCARCINUS TUBERCULOSUS.

Nectocarcinus tuberculatus, A. Milne-Edw. Ann. Sci. Nat. (ser. 4) XIV., p. 220; Archiv. du Museum X., p. 405, pl. 37 (1861).

Portunus integrifrons jun., Zool. V. Erebus and Terror, tab. 1, f. 4 (1874). Young.

Hab. Van Diemen's Land (*Young*).

B.M.

Genus PLATYONYCHUS, Latreille.

Encycl. Méth. X., p. 152 (part.); Bell, Brit. Crust., p. 83 (1853).

It appears better to restrict the name *Platyonychus* to the species with a carapace broader than long, the tarsal joint of the fifth pair of legs broad, oval and rounded at the end; and elongated hands, e.g., *Platyonychus ocellatus*, Herbst, and *P. bipustulatus*, Milne-Edwards, and to retain Dr. Leach's earlier name, *Portumnus*, for the species with a carapace about as broad as long, an elongated, acute, lanceolate tarsal joint to the fifth pair of legs, and small hands, *Portumnus latipes* (Pennant) Leach, *P. nasutus*, Latr., and *P. africanus*, A. Milne-Edw., as was first proposed by Professor Bell, *British Crustacea*, p. 83, but where the characters of the tarsi of the fifth pair of legs have been inadvertently transposed. M. Milne-Edwards, in the *Histoire Naturelle des Crustacés*, confounds Dr. Leach's original name *Portumnus*, with *Portunus*, Fabr., and refers all the species to *Platyonychus*.

PLATYONYCHUS BIPUSTULATUS.

Platyonychus bipustulatus, Milne-Edw. Hist. Nat. Crust. I., p. 437, pl. 17, f. 7-10, (1834); White, List Crust. Brit. Mus., p. 24 (1847); A. Milne-Edw., Archiv. du Museum X., p. 413 (1861).

Portunus catharus, White, in Dieffenb. New Zealand II., p. 264 (1843); Zool. Erebus and Terror, tab. 1, f. 1 (1874).

Corystes (Anisopus) punctata, De Haan Faun. Japon, p. 44, pl. 2, f. 1 (1850).

Platyonychus purpureus, Dana, U. S. Explor. Exped. XIII., Crust. I., p. 291, pl. 18, f. 3 (1852).

Hab. Australasia, Chili.

B.M.

The specimen figured is the type of *Portunus Catharus*, White, which M. A. Milne-Edwards, in his paper in the *Archiv. du Museum* above quoted, rightly considers synonymous with *Platyonychus bipustulatus*, Milne-Edwards.

Genus CANCER, Linnæus.

Syst. Nat. I. 2, p. 1038 (1767); Leach, Malac. Pod. Brit., tab. 10 (1815).

Platycarcinus, Latr., Milne-Edw., Hist. Nat. Crust. I., p. 412 (1834).

CANCER NOVÆ-ZELANDIÆ.

Platycarcinus novæ-zealandiæ, Lucas in Hombr. and Jacq. Voy. Pole Sud., p. 34, pl. 3, f. 6.

Cancer Novæ Zealandiæ, White, List Crust. Brit. Mus., p. 20 (1847); Zool. Erebus and Terror, tab. 1, f. 5 (1874).

Cancer Novæ-Zelandiæ, A. Milne-Edw., Nouv. Archiv. du Museum I., p. 189 (1865).

Hab. New Zealand.

B.M.

This species is very probably identical with the *C. plebeius*, Poëppig, from Chili. The granulated ridges on the claws, and the shape of the teeth on the latero-anterior

margin vary much in the specimens in the Museum, from both localities, but M. A. Milne-Edwards in his monograph above quoted, considers the species distinct.

DECAPODA ANOMOURA.

Sub-tribe PORCELLANIDEA, Dana.

U.S. Explor. Exped. XIII., Crust. I., p. 400 (1852).

Genus PETROLISTHES, Stimpson.

Proc. Acad. Nat. Sci. Philad. X., p. 227 (1858).

PETROLISTHES ELONGATUS.

Porcellana elongata, Milne-Edw., Hist. Nat. Crust. II., p. 251 (1837); White, List Crust. Brit. Mus., p. 62 (1847); Zool. Erebus and Terror, tab. 3, f. 3 (1874).

Hab. New Zealand.

B.M.

Sub-tribe PAGURIDEA, Dana.

U.S. Explor. Exped. XIII., Crust. I., p. 432 (1852).

Genus PAGURUS, Fabricius.

Ent. Syst. II., p. 468 (1793); Milne-Edw.; Dana, U.S. Explor. Exped. XIII., Crust. I., p. 449 (1852).

PAGURUS DEFORMIS.

Pagurus deformis, Milne-Edw. Ann. Sci. Nat. (ser. 2) VI., p. 272; pl. 13, f. 4 (1836); Hist. Nat. Crust. II., p. 222 (1837).

Pagurus cavipes, White, Proc. Zool. Soc., p. 122 (1847); List Crust. Brit. Mus., p. 60 (1847); A. & M. N. H. (ser. 2) I., p. 223 (1848); Zool. Erebus and Terror, tab. 2, f. 3 (1874).

Pagurus cultratus, White, List Crust. Brit. Mus., p. 60 (1848).

Pagurus difformis, Dana, U.S. Explor. Exped. XIII., Crust. I., p. 449 (1852).

Hab. Philippine Is.; Samoa; Australia; Bramble Key.

B.M.

I have no doubt from the figure and descriptions above quoted that *P. cavipes* and *P. cultratus*, White, are the same species as *P. difformis*, Milne-Edwards. The prominent ridge on the third left leg gives it an excavated appearance. I can find no characters by which to distinguish the single specimen of *Pagurus cultratus*, White, in the British Museum, from the Philippines, from the younger specimens of *P. cavipes*, from Australia. The largest specimen of *P. cavipes* (the one figured) has the larger hand more distinctly tubercular and granulated, and the tarsus of the third leg on the right side proportionately longer, but these peculiarities seem due to the age of the specimen. The figure badly represents the excavated tarsus of the third leg on the left side.

Genus EUPAGURUS, Brandt.

Middendorff's Sibirische Reise Zool. I., p. 105 (1851).

Bernhardus, Dana, U.S. Explor. Exped. XIII., Crust. I., p. 440 (1852).

EUPAGURUS COMPTUS.

Pagurus comptus, White, Proc. Zool. Soc., p. 122 (1847); List Crust. Brit. Mus., p. 59 (1847); A. & M. N. H. (ser. 2) I., p. 224 (1848); Zool. Erebus and Terror, tab. 2, f. 5, 5a (1874).

Hab. Falkland Islands.

Type. B.M.

Fig. 5, animal. 5a, hand enlarged.

Genus CLIBANARIUS, Dana.

U.S. Explor. Exped. XIII., Crust. I., p. 461 (1852).

CLIBANARIUS STRIGIMANUS.

Pagurus strigimanus, White, Proc. Zool. Soc., p. 121 (1847); List Crust. Brit. Mus., p. 60 (1847); A. & M. N. H. (ser. 2) I., p. 224 (1848); Zool. Erebus and Terror, tab. 2, f. 4 (1874).

Hab. Van Diemen's Land.

Type. B.M.

This species is very different in appearance from most of the genus, but agrees in the generic characters.

Sub-tribe GALATHEIDEA, Dana.

U.S. Explor. Exped. XIII., Crust. I., p. 401 (1852).

Genus MUNIDA, Leach.

Dict. Sci. Nat. XVIII., p. 52.

MUNIDA SUBRUGOSA.

Galathea subrugosa, White, List Crust. Brit. Mus., p. 66 (1847); Zool. Erebus and Terror, tab. 3, f. 2 (1874).

Carapace oblong, the sides slightly curved, the lateral margins with seven teeth. Front three-spined, the middle spine projecting considerably beyond the eyes, the lateral ones not quite half as long as the middle spine, and not projecting beyond the eyes. A second smaller spine behind each of the lateral frontal spines. A spine on either side of the middle line in the gastric region. Second third and fourth abdominal segments with a spine on either side of the middle line. The arms are now wanting in both the specimens in the Museum.

Hab. Auckland Islands, Rendezvous Cove. Type. B.M.

The specimens obtained in the U.S. Explor. Exped. at Terra del Fuego, and referred by Dana with doubt to this species (U.S. Explor. Exped. XIII., p. 479, pl. 30, f. 7) differ in the number and arrangement of the spines on the carapace, and the shape of the hands, and are no doubt specifically distinct.

Sub-tribe DROMIDEA? Dana.

U.S. Explor. Exped. XIII., Crust. I., p. 400 (1852).

Genus CYMOPOLIA, Roux.

Crust. de la Méditerranée (1827); Milne-Edw. Hist. Nat. Crust., p. 158 (1837).

CYMOPOLIA JUKESII. Tab. 3, f. 4, 4 a-c.

Cymopolia Jukesii, White, App. Jukes Voy. Fly, p. 338, pl. 2, f. 1 (1847); List Crust. Brit. Mus., p. 54 (1847).

Hab. Torres Straits, Sir C. Hardy's Island. Type. B.M.

The true position of the genus *Cymopolia* is very doubtful. M. Milne-Edwd., in the Hist. Nat. Crust., considered it as intermediate between the *Dorippidae* and *Grapsidae*, but the square buccal opening (which however is imperfectly closed in front) is very different from that of the *Oxytomata*, to which the *Dorippidae* belong. It has a great external resemblance to the *Grapsidae*, and, I think, should constitute a distinct group among the *Anomoura Grapsidica* in Dana's arrangement, although the articulation of the fourth joint of the outer maxillipeds is *Maioid* and not *Grapsoid* in character, as De Haan has shown (Faun. Japon., p. 113) on which account Dana placed the genus with the *Dromiadae* among the *Anomoura Maiioidea*, but he had not seen any specimens.

DECAPODA MACROURA.

Sub-tribe THALASSINIDEA, Dana.

U.S. Explor. Exped. XIII., Crust. I., p. 500 (1852).

Genus GEBIA, Leach.

Malac. Pod. Brit., tab. XXXI (1815).

GEBIA HIRTIFRONS. *Tab. 3, fig. 5, 5a.*

(*Gebia hirtifrons*, *White, Proc. Zool. Soc., p. 122 (1847); List Crust. Brit. Mus., p. 71 (1847); A. and M. N. H. (ser. 2) I., p. 225 (1848).*)

Hab. South Seas.

Sub-tribe ASTACIDEA, Dana.

U.S. Explor. Exped. XIII., Crust. I., p. 501 (1852).

Genus PARANEPHROPS, White.

Gray, Zool. Miscell. II., p. 79 (1842).

PARANEPHROPS PLANIFRONS. *Tab. 3, fig. 1.*

Paranephrops planifrons, *White, Gray, Zool. Miscell. II., p. 79 (1842); Dieffenb., New Zeal. II., p. 267 (1843); List Crust. Brit. Mus., p. 72 (1847).*

Paranephrops tenuicornis, *Dana, U.S. Explor. Exped. XIII., Crust. I., p. 527, pl. 33, f. 4 (1852).*

Hab. New Zealand.

Type. B.M.

There is a specimen named *P. tenuicornis* in the British Museum, from New Zealand, presented by the Smithsonian Institution, Washington, which appears to have been wrongly determined, for the rostrum is three-toothed on each side as in *P. planifrons*, whereas *P. tenuicornis* is described and figured by Dana as having four teeth on each side of the rostrum.

I have no doubt, however, that *P. tenuicornis* is identical with *P. planifrons*, or at most only a variety of it, for the number of teeth on the sides of the rostrum is liable to variation in the latter species, there being sometimes three on one side and four on the other, in the same specimen.

PARANEPHROPS ZELANDICUS.

Astacus Zealandicus, *White, Proc. Zool. Soc., p. 123 (1847); List Crust. Brit. Mus., p. 72 (1847); A. and M. N. H. (ser. 2) I., p. 223 (1848); Zool. Erebus and Terror, tab. 2, f. 2 (1874).*

Hab. New Zealand.

Type. B.M.

This species must be referred to *Paranephrops*. The antennary scales are not so much developed and the arms are not so elongated as in *P. planifrons*, but the hands are covered with spines, like those of the other species of the genus, and are very different from the smooth hands of *Potamobius (Astacus)*, all the species of which inhabit the northern hemisphere. Moreover the supplementary abdominal legs which are characteristic of the males of *Potamobius* and some other genera, are absent in this, as well as in the other species of *Paranephrops*, in the British Museum.

Sub-tribe CARIDEA, Dana.

U.S. Explor. Exped. XIII., Crust. I., p. 501 (1852).

Genus ALOPE, White.

Proc. Zool. Soc., p. 123 (1847); List Crust. Brit. Mus., p. 75 (1847); A. and M. N. H. (ser. 2) I., p. 225 (1848).

ALOPE PALPALIS. *Tab. 4, fig. 1.*

Alope palpalis, *White, Proc. Zool. Soc., p. 124 (1847); List Crust. Brit. Mus., p. 75 (1847); A. and M. N. H. (ser. 2) I., p. 226 (1848).*

Hab. New Zealand.

Type. B.M.

ALPHEUS, Fabricius.

Ent. Syst. Suppl., p. 404 (1798); Milne-Edwd. Hist. Nat. Crust. II., p. 349 (part.); Dana, U.S. Explor. Exped. XIII., Crust. I., p. 534.

* Beak linear, rising from front margin of carapace. (Inferior margin of larger hand notched at base of finger. Orbits over eyes entire. Fingers of smaller hand not longer than the hand itself.)

ALPHEUS EDWARDSII.

Alpheus Neptunus, *White, List Crust. Brit. Mus., p. 74 (1847); Zool. Erebus and Terror, tab. 4, f. 3 (1874).*

Athanasus Edwardsii, *Audouin, in Savigny Descr. de l'Egypte, pl. 10, f. 1; not Alpheus Edwardsii, Milne-Edwd., Hist. Nat. Crust. II., p. 352; Dana, U.S. Explor. Exped. XIII., Crust. I., p. 542, p. 34, f. 2.*

Carapace more inflated than in *Alpheus strenuus*. Hand larger, similar to that of *A. strenuus*, but the fingers are narrower compared with the palm. The first joint of the carpus of the second pair of legs is longer than the second, the second joint longer than either the third or fourth and about as long as the fifth joint. The smaller hand is wanting.

The *Alpheus Neptunus* described by Dana, *U.S. Explor. Exped. XIII. Crust. I., p. 553, pl. 35, f. 5*, has a three-

spined front, like that of *Alpheus minus*, Say, and has nothing to do with the *Alpheus Neptunus* of White.

Hab. Port Essington.

B.M.

ALPHEUS STRENUUS.

Alpheus Doris, White, *List Crust. Brit. Mus.*, p. 75 (1847); *Zool. Erebus and Terror*, tab. 4, f. 2 (1874).

Alpheus Rhode, White, *List Crust. Brit. Mus.*, p. 75 (1874).

Alpheus strenuus, Dana, *U.S. Explor. Exped. XIII.*, *Crust. I.*, p. 545, pl. 34, f. 2 (1852).

Larger hand hairy, especially towards the fingers, with a longitudinal groove above on the inner surface close to the upper margin and an oblique groove on the outer surface of the palm. Smaller hand opening nearly horizontally, the outer (moveable) finger flattened, with an oblique ridge at its base on the outer surface, the margins thickly ciliated. The two first joints of the carpus of the second pair of legs equal in length and each longer than either of the three following joints.

Hab. Philippine Islands. Torres Straits. B.M.

ALPHEUS GALATHEA. Tab. 4, fig. 4.

Alpheus Galathea, White, *List Crust. Brit. Mus.*, p. 75 (1847).

Hab. Port Essington.

Type. B.M.

ALPHEUS ALOPE. Tab. 4, fig. 6.

Alpheus Alope, White, *List Crust. Brit. Mus.*, p. 75 (1847).

Hab. Australia, Port Stephen.

Type. B.M.

The types of *Alpheus galathea* and *Alpheus alope* in the British Museum belong to this section of the genus, but are in too bad a condition to be distinctively characterised.

** Beak triangular, rising behind the front margin of the carapace. (Orbits with spines over the eyes.)

ALPHEUS DOTO. Tab. 4, fig. 5.

Alpheus Doto, White, *List Crust. Brit. Mus.*, p. 75 (1847).

Rostrum narrow, triangular, scarcely projecting beyond the front of the carapace. Upper margins of the orbits with a minute spine. Hands (in the figure, the left hand is now wanting in the type) similar, the left the smallest. Right hand smooth, with scattered yellowish hairs, the lower margin straight entire, the upper convex. Fingers very small. The first joint of the carpus of the second pair of legs longer than the second, the second joint about as long as the third and fourth together.

Hab. Sir C. Hardy's Island.

Type. B.M.

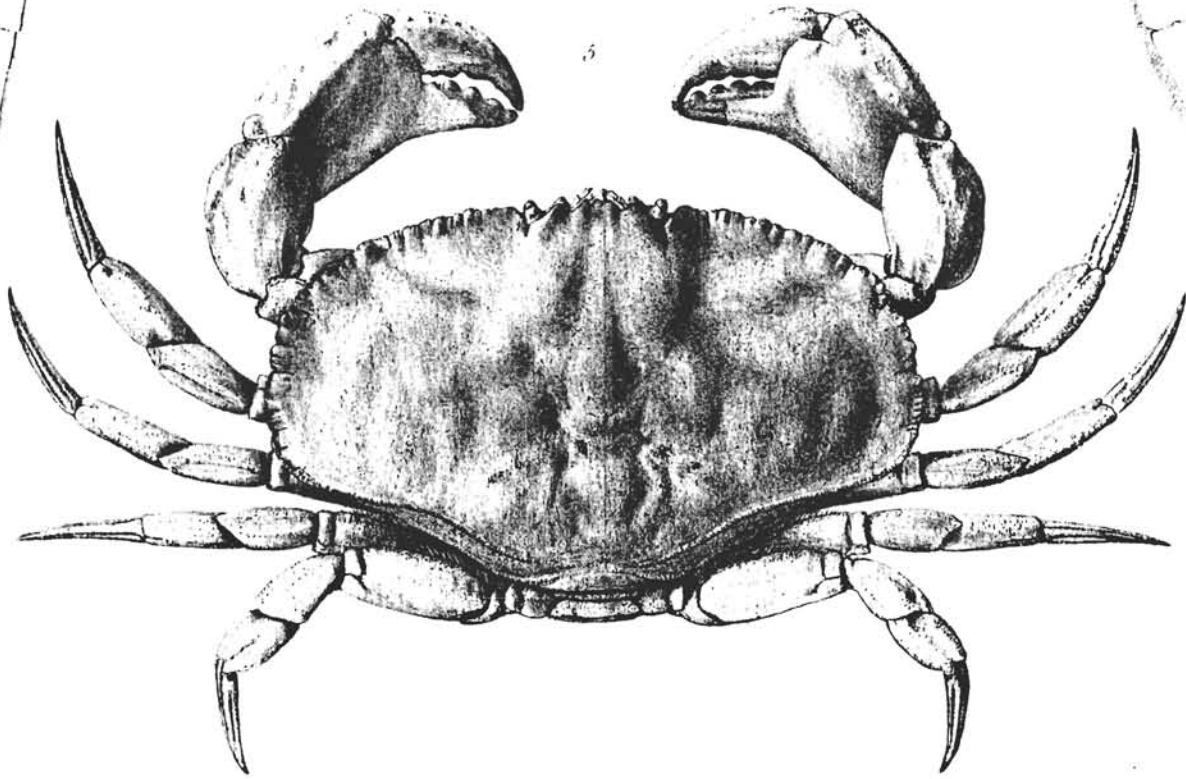
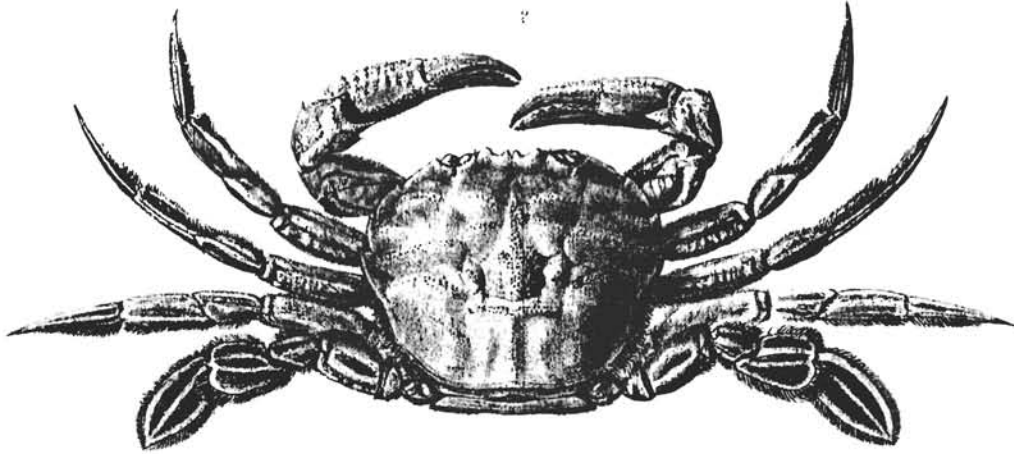
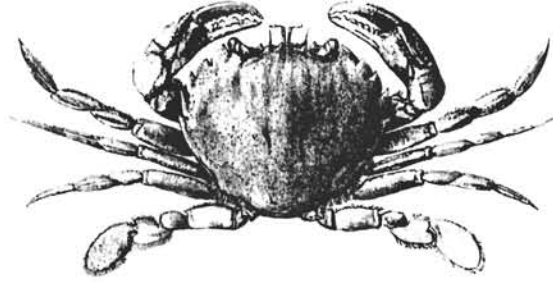
ALPHEUS THETIS. Tab. 4, fig. 7.

Alpheus Thetis, White, *List Crust. Brit. Mus.*, p. 75 (1847).

Hab. New Holland.

Type. B.M.

The specimens of this species in the British Museum are in too imperfect a condition to be well distinguished from other species of the same section of the genus. The hands are wanting. The beak projects beyond the front margin of the carapace; the first joint of the carpus of the second pair of legs is longer than any of the succeeding. In these respects *A. thetis* resembles the *Alpheus laevis*, Randall, *Journ. Acad. Nat. Sci. Philad.* VIII., p. 141, figured by Dana, *U.S. Explor. Exped. Crust.* pl. 35, fig. 8, with which it may be identical.



William Wing del et lith.

Hollmond & Walton Lithographers.

1 PORTUNUS RAPHARUS


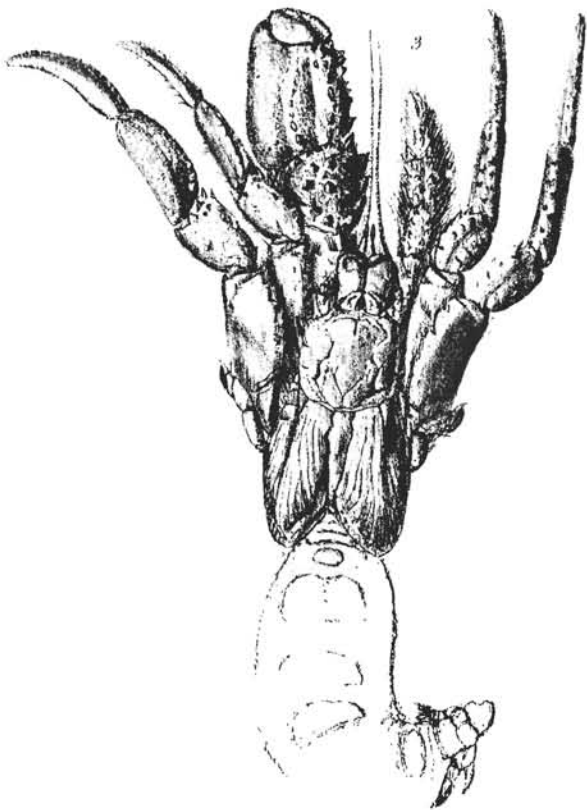
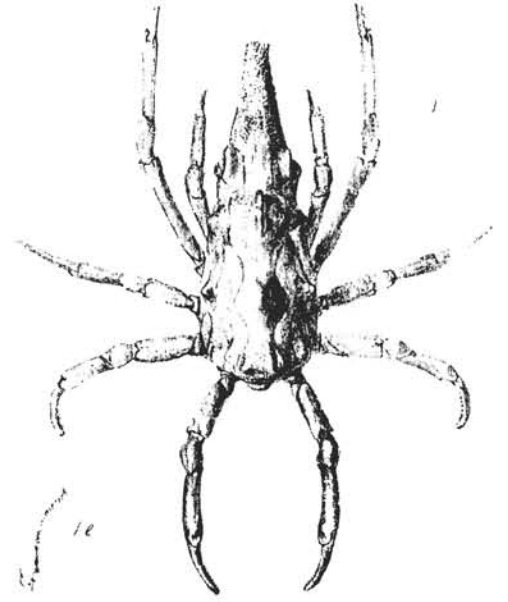
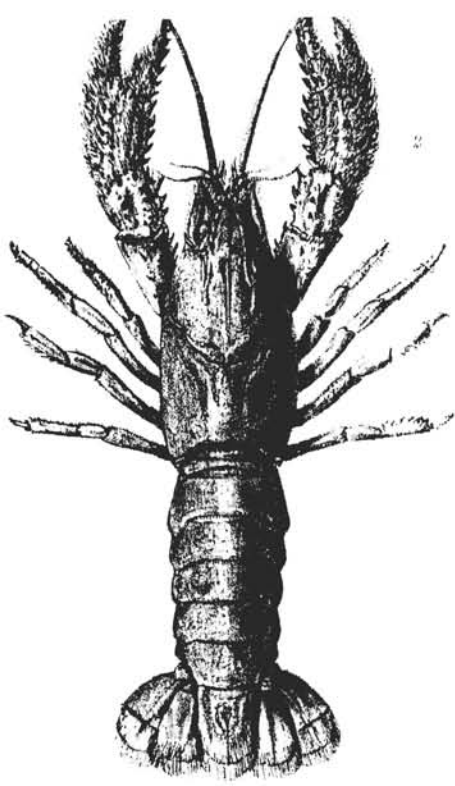
3 PORTUNUS INTEGRIFRONS

2 ANTARCTICUS

4

JULI

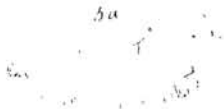
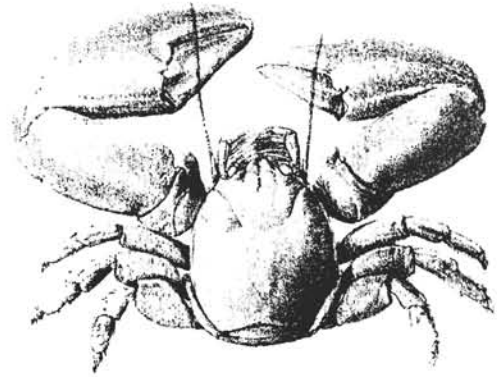
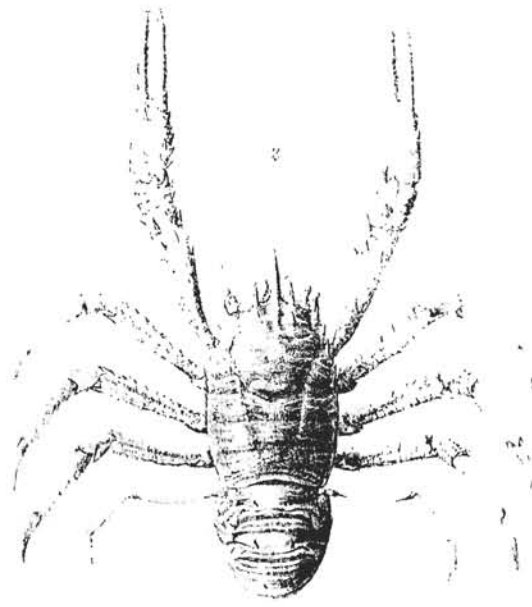
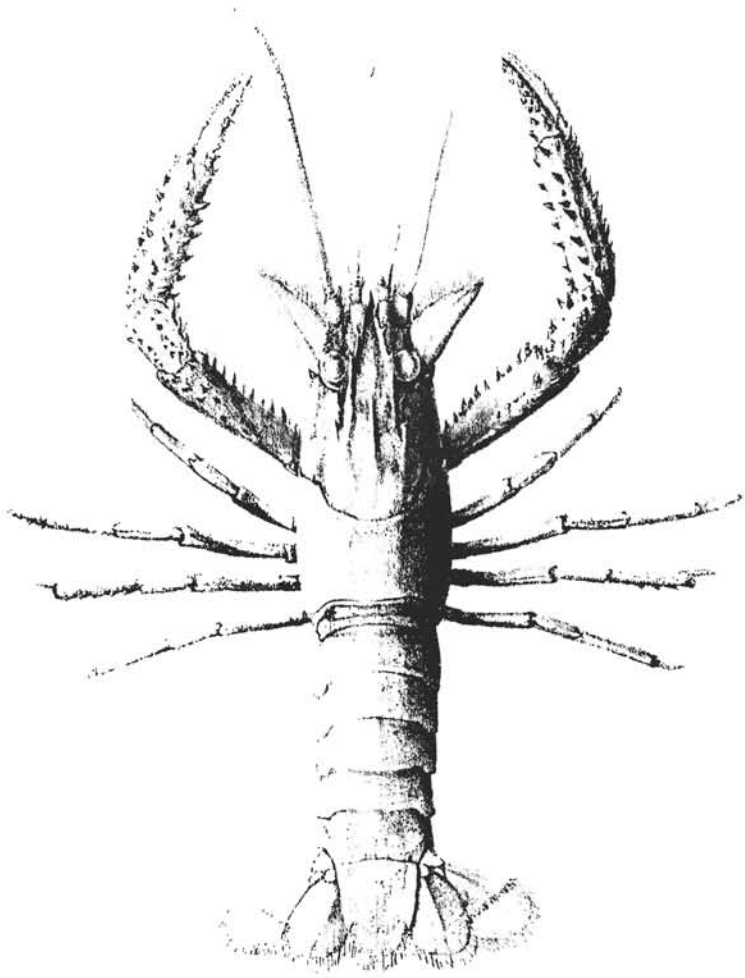
5 CANCER IRRORATUS ZEPHANOR



William Ving del et lith

Illustrated by Winton Lithographic Co

1 XEROCARCINUS TUBERCULATUS 2 PAGURUS CAVIUS
 3 ASTACHUS ZEALANDICUS 4 PAGURUS STRIGIMANUS
 5 PAGURUS COMPTUS



William Strong del et lith

Hillmaand & Walton lithographers

1 PARANEPHOPS PLANIFRONS 3 PORCELLANA ELONGATA
 2 GALATHEA SUBRUGOSA 4 CYMOPOLIA JUKESII
 5 GEBIA HIRTIFRONS

- Trichopterygia Illustrata et Descripta.** A Monograph of the Trichopterygia. By the Rev. A. MATTHEWS, M.A., Oxon. With thirty-one Plates engraved from the Author's own Drawings. Price 25s.
- Catalogus Buprestidarum Synonymicus et Systematicus.** Auctore EDWARD SAUNDERS, F.L.S. Price 6s., Cloth.
- Insecta Saundersiana. Buprestidæ.** Part I. By EDWARD SAUNDERS, F.L.S. With two plates. Price 1s. 6d.
- Species of the Genus Buprestis of Linneus described previous to 1830.** By EDWARD SAUNDERS, F.L.S. Price 1s. 6d.
- Description des Buprestides de la Malaisie** recueillies par M. WALLACE pendant son Voyage dans cet Archipel. Par M. HENRI DEYROLLE. With one plain and three coloured plates. Price 10s. 6d.
- Lepidoptera Exotica; or, Descriptions and Illustrations of Exotic Lepidoptera.** By ARTHUR GARDINER BUTLER, F.L.S., &c. Cloth gilt, with one plain and sixty-three coloured plates. Price £5.
- Monograph of the Genus Callidryas.** By A. G. BUTLER, F.L.S., &c. (From Lepidoptera Exotica.) With sixteen coloured plates containing 148 figures. Cloth gilt. Price 25s.

The following by FRANCIS WALKER, F.L.S., &c.

- Characters of Undescribed Lepidoptera Heterocera.** Price 3s.
- A List of Coleoptera** collected by J. K. LORD, Esq., in Egypt, Arabia, and near the African Shore of the Red Sea. With characters of the undescribed species. Price 1s. 6d.
- A List of Hymenoptera** collected by J. K. LORD, Esq., in Egypt, in the neighbourhood of the Red Sea, and in Arabia. With descriptions of the new species. Price 1s.
- Notes on Chalcididæ, Parts I. to VII.** Price 6d. each.
- Catalogue of Hemiptera Heteroptera** in the British Museum. Supplement. Price 1s.
- Notes on Diptera and Lists of Species.** First Series. Price 1s.
- Translation of Synoptical Arrangements of some European Families and Genera of Hymenoptera.** Price 1s.
-
- Cistula Entomologica. Parts I. & II.—**Price 6d. each. **Parts III.-IX.—**Price 1s. each.
- Ichneumonidum Britannicorum Catalogus.** Auctore T. A. MARSHALL. Price 1s. 6d.
- Catalogus Coleopterorum Europæ et Confinium.** Auctore S. A. DE MARSEUL. Post free, 1s.
- Catalogue of British Coleoptera.** By DAVID SHARP, M.B., &c. Price 1s.; For Labels, 2s. 6d.
- The Object and Method of Zoological Nomenclature.** By DAVID SHARP. Price 1s.
- Catalogue of British Insects** published by the ENTOMOLOGICAL SOCIETY OF LONDON:—
- Part I.—Neuroptera.** By R. Mc LACHLAN, F.L.S., Treasurer Ent. Soc., and the Rev. A. E. EATON, B.A. Price 1s.
- Part II.—Hymenoptera (Aculeata).** By F. SMITH, Assistant in the Zool. Dept. Brit. Museum. Price 1s.
- Part III.—Hymenoptera (Chrysididæ, Ichneumonidæ, Braconidæ and Evanidæ).** By the Rev. T. A. MARSHALL, M.A., F.L.S. Price 2s.
- Part IV.—Hymenoptera (Oxyura).** By the Rev. T. A. MARSHALL, M.A., F.L.S. Price 1s.
- A Message to British Entomologists.** By the Ghost of the Rector of Barham. Price 6d.
- Contributions to Entomological Bibliography up to 1862.—Nos. 2 & 3.—**By ALBERT MÜLLER, F.L.S., &c. Price 1s. each.

E. W. JANSON 28, MUSEUM STREET, LONDON W.C.